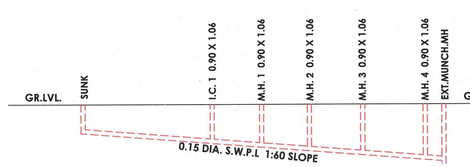

DATUM								
CUTTING	0.75	1.34	1.48	1.61	1.76	1.93	1.98
INV.LEV.	29.25	28.66	28.52	28.39	28.24	28.07	28.02
GR.LVL.	30.00	30.00	30.00	28.66	30.00	30.00	30.00
DISTANCE	000	35.18	43.50	51.48	60.42	70.88	74.05

DRAINAGE SECTION SCALE - HORI. 1.00 CM = 5.00 MT.
VER. 1.00CM = 1.00 MT.

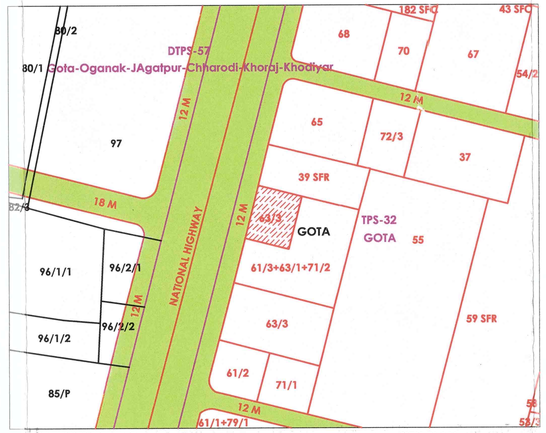

KEY PLAN
SCALE : 1.00 CM = 20.00 MT

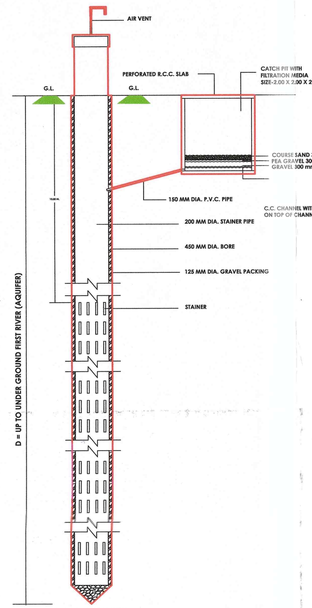

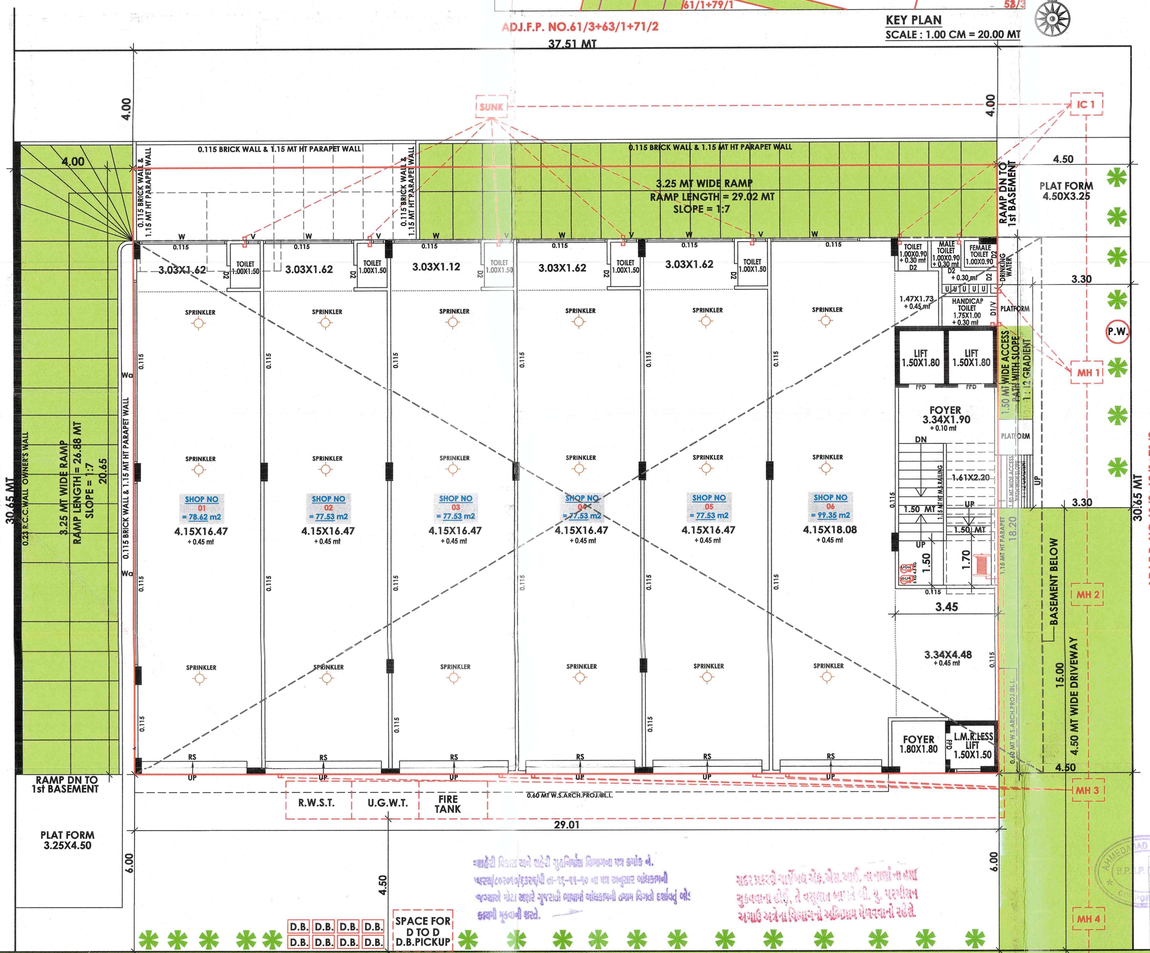

LAYOUT PLAN
SCALE :- 1.00 CM :- 1.00 MT

SANITARY CALCULATION

TOTAL FLOOR AREA OF THE BUILDING = 3100.09 SQ.MT
TOTAL PERSON = 3100.09 / 4 = 775.02 SAY 776 PERSON
CONSIDER 388 MALE OF 388 FEMALE USER

NO. OF USER	MIN.URINAL REQUIRED	MIN.W/C REQUIRED MALE	MIN.W/C REQUIRED FEMALE
388 MALE 388 FEMALE	8	8	8

TOTAL REQUIRED SANITARY PROVISION
URINAL = 8
MALE W/C = 8 - 1 = 7
FEMALE W/C = 8
P.H.TOILET = 1

TOTAL PROVIDED SANITARY PROVISION

GROUND FLOOR
EACH SHOP= 6 TOILET 1st FLOOR
EACH SHOP= 6 TOILET 2nd FLOOR
EACH SHOP= 6 TOILET 3rd FLOOR
EACH OFFICE = 12 TOILET 4th FLOOR
EACH OFFICE = 9 TOILET 5th FLOOR
EACH OFFICE = 8 TOILET 6th FLOOR
EACH OFFICE = 6 TOILET

TOTAL PROVISION
P.H.TOILET = 1
MALE = 1 TOILET
FEMALE = 1 TOILET
COMMON = 1 TOILET
URINAL = 8
EACH SHOP & OFFICE = 53

REQ.COMMON TOILET
25 % OF TOTAL REQ.
REQ.- 4 W.C. FOR EACH GENDER & 4 URINAL FOR MALE
PROV.- 4 W.C. FOR EACH GENDER & 4 URINAL FOR MALE

GROUND FLOOR
P.H.TOILET = 1 TOILET
MALE = 1 TOILET
FEMALE = 1 TOILET
COMMON = 1 TOILET

The Basic Requirements For Fire Protection Of High - Rise Building In A.M.C and AUDA Area

(1) HYDRANT SYSTEM :
ON/OFF switches located near the hose reel hose or hydrant outlet, at each floor for the main Fire - Pump at the underground water tank with a capacity to discharge the 900 liters per minute at 3 bar pressure as measured at the terrace level should be installed.
The Riser For The Buildings Exceeding 18 meters height should not be of less than 100mm. Internal diameter. The riser should be connected to the bottom of the terrace tank with a stop valve and a NRV to act as a Down - comer.
On riser in required for every 1000 sq. meters floor area and if the building is divided into, two or more parts then each part should have a separate riser with all fittings at each floor level.
Each floor should have one hydrant outlet with a coupling for attaching a 63 mm.dia. hose.25 mm. bore hose - reel hose with 8 mm. shut - off nozzle at each floor landing.
The length of the hose reel hose should be enough to reach the farthest comer the floor
Hose box with 15 meters long 63mm. dia. hose and 12.5 mm. bore nozzle at alternate floors. The hose - reel hose should be coupled to the riser.
Fire - service should be installed at a point near the entry to the premises where a fire service vehicle can approach easily.
The OVERHEAD TANK shall be of a capacity of not less than 20,000 liters.
The UNDERGROUND TANK shall be of a capacity of not less than 1,00,000 liters.

(2) FIRE LIFT :
The Fire-Lift and all the lifts should have a provision to ground automatically in case of electricity failure. Each building should have at least one lifts as a fire - lift and if the building is divided in to two or more parts then each part should have a fire - lift. lift - well should have blowers to pressurize the lift - well so connected that it will automatically operate when alarm call point is operate, so that it prevents the lift well getting smoke logged.

(3) FIRE ALARM :
Fire alarm call point to be installed at each floor with sounders capable of being heard all throughout the building.

(4) FIRE EXTINGUISHERS :
One Carbon Dioxide (CO 2) type extinguisher of 4.5 kg. and one extinguisher of 5kg. Dry Chemical Powder (DCP) to be installed on each floor in case of commercial building.
Two Carbon Dioxide (CO2) type extinguisher of 2 kg. capacity on each floor and 5kg. Dry Chemical Powder (DCP) type extinguisher on alternate floors in case of residential buildings.
If the building is divided into two or more parts then each part should have these extinguishers installed.

(5) STAIRCASE :
The staircase has to be open from at least one or two sides but if the staircase is in the center core of the building it has ufo be pressurized to prevent it getting smoke logged.
The Riser / Down - comer should be located in the staircase or close to in to make it easily approachable n case of fire from the - floor below or above.

(6) BASEMENT :
The basement of 200.00 sq.meters or more should be protected with Automatic Sprinkler system with at least one sprinkler head for a car parking space.
Additionally be protected by a hydrant outlet and two 25mm. bore hose-reel hoses with 8 mm. bore nozzles at each basement level.

(7) Lightening Arrester :
A lightening arrester should also be installed and be properly earthed to prevent damage to the building when the lightening strikes.

LEGEND	DESCRIPTION
	FIRE HYDRANT SYSTEM PIPE MAIN
SH	SINGLE HANDED HYDRANT VALVE
	SLUICE VALVE
	TWO WAY SAME CONNECTION
OR	RISE OR DROP
	NON RETURN VALVE
	REDUCER
	FIRE HOSE BOX
9	HOSE REEL HOUSE
	DO.P & CO-2

GENERAL NOTES
- ENGINEER IS FULLY RESPONSIBLE FOR LEAVING OPEN SPACE AND MARGIN.
- THE DEPTH AND POSITION OF EXISTING MUNICIPAL MAN HOLE IS VERIFIED BY ME ON SITE AND PREMISES CAN GET DRAINAGE CONNECTION.
- IT IS CERTIFY THAT ACCORDING TO GDCR-2021 ALL REQUIREMENTS OF THE BUILDING ARE CHECKED AND NECESSARY ACTIONS ARE TAKEN .
- IT IS CERTIFY THAT ACCORDING TO THE CLAUSE NO. 4.5.3 OF THE GDCR-2021. THE STRUCTURE OF THE BUILDING IS DESIGN AS PER THE NORMS OF THE INDIAN STANDARDS.
- DESIGN OF STAIRCASE AND RAILING IS PROVIDED AS PER THE PROVISION OF THE CLAUSE NO. 23.1.12 AND 23.14 AND 24.6 OF GDCR-2021.
- LIFT IS PROVIDED AS PER THE PROVISION OF THE CLAUSE NO. 23.12 AND 24.7 OF GDCR-2021.
- WATER TANK IS PROVIDED AS PER THE PROVISION OF THE CLAUSE NO. 23.6 OF GDCR-2021.
- SEPARATE LETTER BOX IS PROVIDED AT GROUND LEVEL FOR EACH UNIT.
- WATER TANK FOR FIRE SAFETY REQUIREMENT PROVIDED AS PER CHAPTER NO. 24 OF GDCR-2021.
- ELECTRICAL INFRASTRUCTURE SHALL BE PROVIDED AS PER CLAUSE NO. 23.11 OF THE GDCR-2021.
- DRINKING WATER FACILITY FOR DISABLED PERSONS IS PROVIDED AS PER THE CLAUSE NO. 23.6.2 OF THE GDCR-2021.
- DRAINAGE FACILITY IS PROVIDED AS PER THE CLAUSE NO. 23.10 OF THE GDCR-2021.
- SIGNAGES OF THE PARKING PLACE IS TO BE PROVIDED AS PER THE CLAUSE NO. 23.7 OF THE GDCR-2021.
- ENTRANCE OF THE BUILDING IS PROVIDED AS PER THE CLAUSE NO. 23.1.7 OF GDCR-2021.
- THE STRUCTURE OF THE BUILDING IS AS PER THE NORMS OF THE SPECIFIED IN THE INDIAN STANDARD AND TAKE NECESSARY ACTION FOR THE STRUCTURAL SAFETY DURING THE CONSTRUCTION.
- RAIN WATER STORAGE TANK AND RAIN WATER HARVESTING SYSTEM IS PROVIDED AS PER THE CLAUSE NO. 27.2 OF GDCR-2021.
- COMMUNITY BIN PROVIDED AS PER THE PROVISION OF THE CLAUSE NO. 27.3 OF GDCR-2021.
- TREE PLANTATION IS PROVIDED AS PER THE CLAUSE NO. 27.5 OF GDCR-2021.
- POSITIVE PRESSURE VENTILATION PROVIDED AS PER FIRE OPINION
- BASEMENT HAVING 40 TONE BERING CAPACITY LOWER BASEMENT PROVIDED POSITIVE PRESSURE.

GENERAL NOTES
* ALL OUTER WALL THICKNESS AS / N.B.C & I.S CODE.
* 0.10 Ø MT C.I.P WITH VP SHALL BE PROVI FOR W.C & TOILET.
* 0.07 Ø MT C.I.P WITH VP SHALL BE PROVI FOR BATH
* ALL BALCONY & TERRACE PARAPAT WALL AREA 1.15 MT IN HT & 0.11 MT TH R.C.C WALL
* R.W.P. PROVI. ECH BLOCK FROM TERRACE TO GROUND LVL.
* 2 NOS LIFT CARRYING CAPACITY OF 6 PERSONS LIFT PROVIDED

COLOR NOTE
PLOT BOUNDARY, PROP WORK, DUST BIN, SPRINKLER, ROAD, PROP DRAINAGE, P.W, PARKING, TREE

TREE PLANTATION :
PLOT AREA = 1150.00 SQ.MT
REQUIRED : 3 NOS TREE / 200.00 SQ.MT = 17.25 SAY 18 NOS REQ
PROVIDED : 18 NOS TREE

PERCOLATION WELL :
PLOT AREA = 1150.00 SQ.MT
REQUIRED : 1 NOS P.W. / 1500.00 TO 4000.00 SQ.MT= 0.29 SAY 1 NOS REQ
PROVIDED : 1 NOS P.W.(UP TO GROUND FIRST RIVER)

C.B. REQUIRED CALCULATION (COMM.)
DUST BIN REQUIRED 20 LTS / 100 SQ MTS
REQ : TOTAL FLOOR AREA 3100.09 X 20 / 100 = 620.02 SAY 621 LTS
PROVI : 7.76 SAY 8 NOS BIN EACH 80 LIT CAPACITY

LAYOUT PLAN — SHEET NO : 1/7

LAYOUT PLAN SHOWING PROP COMMERCIAL BUILDING ON F.P NO : 63/2 OF R.S. NO.95/1/3 OF PRELIMINARY T.P.S. NO : 32 (GOTA), AT VILLAGE : GOTA , TALUKA : GHATALODIYA , DISTRICT : AHMEDABAD

SCALE : 1.00 CM = 1.00 MT
ZONE :- RESIDENCE (R-I)
USE OF THE CONSTRUCTION :- COMMERCIAL

AREA TABLE	IN SQMTS
PLOT AREA OF F.P.NO : 63/2	1150.00
F.S.I. AREA TABLE	**IN SQMTS**
PLOT AREA	1150.00
PERMISSIBLE F.S.I AREA @ 1 : 1.8	2070.00
PERMISSIBLE CHARGEABLE F.S.I AREA @ 1 : 0.9	1035.00
TOTAL PERMISSIBLE F.S.I AREA @ 1 : 2.7	3105.00
PROP. F.S.I. AREA ON GROUND FLOOR	490.74
PROP. F.S.I. AREA ON 1st. FLOOR	543.54
PROP. F.S.I. AREA ON 2nd. FLOOR	543.54
PROP. F.S.I. AREA ON 3rd. FLOOR	528.30
PROP. F.S.I. AREA ON 4th. FLOOR	352.31
PROP. F.S.I. AREA ON 5th. FLOOR	320.83
PROP. F.S.I. AREA ON 6th. FLOOR	320.83
TOTAL UTILISED F.S.I. AREA	3100.09
PROP.CHARGEABLE F.S.I. AREA	1030.09

TENAMENT AND FLOOR AREA TABLE

FLOOR	USE	UNIT	FLOOR AREA
2nd CELLAR	PARKING	---	-----
1st CELLAR	PARKING	---	-----
GROUND	SHOPS+PARKING	06	490.74
1st. FLOOR	SHOPS	06	543.54
2nd. FLOOR	SHOPS	06	543.54
3rd. FLOOR	OFFICE	12	528.30
4th. FLOOR	OFFICE	08	352.31
5th. FLOOR	OFFICE	08	320.83
6th. FLOOR	OFFICE	08	320.83
TOTAL	COMMERCIAL	54	3100.09

BUILT UP AREA TABLE	TOTAL
PROP B.UP AREA ON 2nd BASEMENT	663.84
PROP B.UP AREA ON 1st BASEMENT	645.90
PROP B.UP AREA ON GROUND FLOOR	599.06
PROP B.UP AREA ON 1st. FLOOR	599.06
PROP B.UP AREA ON 2nd. FLOOR	599.06
PROP B.UP AREA ON 3rd. FLOOR	563.37
PROP B.UP AREA ON 4th. FLOOR	386.55
PROP B.UP AREA ON 5th. FLOOR	355.07
PROP B.UP AREA ON 6th. FLOOR	355.07
PROP B.UP AREA ON STAIR CABIN	34.36
PROP B.UP AREA ON I.M.ROOM + O.H.W.T	27.80
TOTAL PROP B.UP AREA	4829.14

રિધ્ધી સિધ્ધી ડેવલપર્સ
એમ.પી.એમ ભૂમિ સોસાયટી, સયાજીગંજ રોડ,
સાવલી, વડોદરા - 382480.
LIC NO. : DEV 301170420
DATE : 18/04/2015
DEVELOPER.

AMIT B. DAVE(D.E.CIVIL)
CONSULTING CIVIL ENGINEERS
22,LAXMI COLONY,ANKUR MILL ROAD,
KANKRIYA,AHMEDABAD-380022
PH NO:-079-25380258
EMAIL:-daveamitb@gmail.com
AMC LIC CW:-0586050518
C.O.W.

ACHAL J. PARIKH
606, Sun Square, Nr. Nest Hotel,
Navrangpura, Ahmedabad-9
AMC LIC.NO. SD 0003250621R3
ST-ENGINEER.

OWNER.

KRUNAL K. MISTRY (B.E. CIVIL)
CONSULTING CIVIL ENGINEER
117 DEVPATH, B/H LAL BUNGLOW
C.G.ROAD , NAVARANGPURA
ENG. LIC. NO. :- ER0598010321R2
ENGINEER.

Ahmedabad Municipal Corporation
Case No. : BLNT/NWZ/190817/GDR/A8981/R0/M1
Zone: NEW WEST
Plan Approved as per terms and condition mentioned in the Commencement Certificate
Raja Chitthi Number : 9653/190817/A8981/R0/M1
Date : 06/12/2017

Sub Inspector (Civic Center) | Asst. T.D.O./Asst. E.O. (Civic Center) | CHAITANYA J. SHAH Dy T.D.O. NEW WEST | D.A. Shah Dy Mc.NEW. WEST

AUTHORITY.

SCRUTINIZE COPY
NO. 9962 ...Dt. 3/11/17
TDO, BPSP, AMC