1. HYDRANT SYSTEM:

ON OFF switches located near the hose reel hose or hydrant outlet, in such front the wall FirePump at the underground water tank with a capacity to discharge 900 liters per minute at 3.5 bar pressure as measured at the terminal level it could to installed.
The Riser for the buildings exceeding 15 meters and above 18 meters height also do not be of less than 100 mm. internal diameter. The riser should be connected to the bottom of the terrace tank with a stop valve and a NRV near to as possible - center.
Drive Valve is required on every 1000 sq. meters floor area and if the building is divided into two or more units then such per divided have a separate riser with all the fittings at floor level. Each floor of such have one hydrant outlet with a coupling. Hydrant valve is 63 mm diameter & 63 mm diameter Hose-reel hose with 8 mm. St. Shut off nozzle at each floor landing. The length of the hose reel hose should be enough to reach the farthest corner of the floor. Hose-reel with 15 meters long 30 mm dia. hose and 12.5 mm. fine nozzle attachment fixed. The hose reel hose should be coupled to the riser.
Fire service inlet must be provided at a point near the entry to the premises where a Fire service vehicle can approach easily.
A permanent hydrant tank comprising of 65 mm dia outlet 2 hose delivery valves should be installed at the terrace level.
Overhead tank Refilling by pump connection should be done at Ground level.
The Overhead tank which the site capacity of more than 20,000 liters. The Underground tank is 1 lit for of not less than 1,00,000 liters.

2. FIRE LIFT :

The Fire Lift and all the lifts should have a provision to ground automatically in case of electricity failure. Each facilities should have at least one lift as a Fire Lift and if the building is divided into two or more parts then each should have a Fire Lift. Lift well should have drawn to pressure lift lift well as connected. But it will automatically operate when smoke or fire detectors sensed. Lift well should prevent the lift well getting smoke ingress.

3. FIRE ALARM:

Fire alarm call point to be installed at each floor with sounders capable of being heard throughout the building.

4. FIRE EXTINGUISHERS

One Carbon Dioxide (CO2) type extinguisher of 4.5 kg. with ISI mark and one extinguisher of 5 kg. Any Chemical Powder (DCP) type extinguisher with ISI mark to be installed on each floor in case of commercial building.
One Carbon Dioxide (CO2) type extinguisher of 4.5 kg. with ISI mark, OR two Carbon Dioxide (CO2) type extinguisher of 2 kg. with ISI mark capacity or alternate floors in case of residential building.
If the building is divided into two or more units then each unit should have these extinguishers installed.

5. STAIRCASE :

The staircase has to be open non at least one or two sides but all the staircase is in the centre core of the buildings. Has to be pressurized to prevent ill from getting smoke logged.

6. BASEMENT :

The basement of 200 sq. meters or more should be provided with Automatic Sprinkler system with at least one sprinkler head for actual Car parking space.
Additional hydrant connection by - Hydrant outlet and two 30 mm. dia. Hose reel hoses with 8 mm. bore nozzle at each basement level.

7. LIGHTENING ARRESTER :

A lightening arrester should also be installed and be properly earthed to prevent damage to the building when the lightening strikes.

8. PHITOLUMINESCENT (AUTO GLOW) SIGNAGES:

If the building falls in a confined area/ if it has an excess staircase or is not well lit-up in the inside, then acquire photo luminescent (auto glow) signages should be displayed on each floor / landing / pathway / exit-ways along with exit route leading to the ground level. The signage should include fire fighting, firesafety equipment, prevention, the respective floor/landing/pathway/dead-end and some of exit route leading to the ground level.

9. ELECTRIC POWER SUPPLY TO THE ENTIRE FIRE-SAFETY SYSTEM

Electricity supply to the fire pump, fire alarm system, storage pressurization system and lift should be made available from the main Electrical supply. Also from Electrical power supply of the company. This is to ensure availability of power supply to the fire protection & Safety system even after the main electrical supply to the building is switched off at the time of fire.

10 INDIVIDUAL FIRE SAFTY SYSTEM

FIRE SAFTY SYSTEM SHOULD BE PROVIDED IN DIVIDUAL SHOP ROOM BY OWNER

IMPORTANT INSTRUCTIONS:

After inspection of above-installation by the fire service authority/ the fire officer concerned he/ it will ask for additional fire prevention/protection measures / restriction systems required or equipment (i.e. - Passive system / Suppression system / Fire escape - Window / Detection system / Active system / Sprinkler / Detector etc.) as per Fire load / Smoke / Public gathering, Personal / Occupancy / Commercial.
Those additional measures / equipment have to be implemented/ installed.

FIRE HYDRANT LEGEND

SR	SYMBOL	DESCRIPTION
1		FIRE HYDRANT PIPE MAIN
2		SLUICT VALVE
3		NON RETURN VALVE
4		COURTYARD HYDRANT VALVE
5		LANDING HYDRANT VALVE
6		HOSE BOX
7		FIRST AID HOSE REEL
8		AIR RELEASE VALVE
9		TWO WAY SIAMESE CONNECTION
10		RISE OR DROP

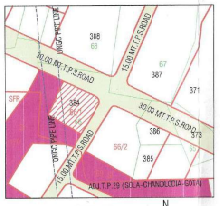

KEY PLAN
SCALE :- 1.00 CM. = 20.00 MT.

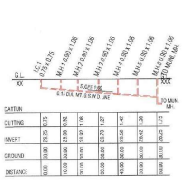

BUILT UP AREA CALCULATION	
1ST. TO 3RD. BASEMENT	IN SQ.MTS.
44.40 x 38.66	= 1713.34
LESS AREA	
(1) 0.5 x 21.86 x 35.43	= 387.25
(2) 2.86 x 1.50	= 32.79
(3) 0.5 x 13.58 x 1.50	= 14.69
(4) 0.5 x 2.86 x 39.60	= 57.15
TOTAL	= 491.86
NET BULT UP AREA ON 1ST. TO 3RD. BASEMENT	
1713.34 - 491.86	= 1221.48

MECHNICAL SECTION

CAR PARKING PROVIDED IN 1ST.BASE.			
(C1)	(48.82 + 43.82)x2 x 1.39	=	60.54
(C2)	(21.75 + 21.80)2 x 6.55	=	143.23
(C3)	8.5 x (1.15 x 27.77	=	297.85
(C4)	(20.13 x 27.77)2 x 2.13	=	61.98
(C5)	(20.54 + 20.19)x2 x 5.54	=	162.41
(C6)	(11.21 + 12.80)2 x 1.39	=	13.48
(C7)	(10.71 + 11.25)x 2.77	=	77.4
	TOTAL	=	777.4
LESS:-			
	4.34 x 5.87	=	25.48
	5.98 x 5.68	=	33.97
	1.45 x 4.65	=	5.74
	(1.25 - 4.01)x2 x 5.45	=	15.97
	8.23 x 3.15	=	25.26
	TOTAL	=	108.36
	777.41 - 108.36	=	664.05
MECHANICAL PARKING (664.05 x 1.5)		=	996.08
(C8)	(10.71 - 9.95)2 x 9.38	=	103.09
NET CAR PARKING			
	103.09 + 996.08	=	1099.17

LOADING / UNLOADING AREA TABLE
TOTAL USED FLOOR AREA OF SHOPS/SHOWRM.
(GR.FL. & 1ST.FLOOR) 304.00 + 1109.08 = 1963.11
TOTAL REQ. LOADING / UNLOADING AREA REQD.
(1 NO. PER 1000 SQ.MT. FLOOR AREA OF SHOPS)
1963.11 / 1000.00 = 1.96 SAY = 2 NOS. (3.50X7.50)
TOTAL PROVI. PARK. AREA = 2 NOS. (3.50X7.50)
1ST. BASEMENT = 2 NOS.

PARKING AREA TABLE						IN SQ.MTS.
F.S.I AREA OF COMMERCIAL = 6605.97 SQ.MTS.						
REQ PARKING AREA @ 50 % = 3302.99 SQ.MTS.						
	REQ. PARKING AREA	PROV. PARKING AREA				
		3rd BASEMENT	2nd BASEMENT	1st BASEMENT	GROUND LVL	TOTAL
CAR PARKING	3302.99 x 38% = 1351.50 SQ.MT.	------	518.90	1125.11	------	1653.47
SCOOTER & CYCLE PARKING	3302.99 x 38% = 990.80 SQ.MT.	732.33	273.38	------	------	985.76
VISITOR PARKING	3302.99 x 20% = 660.59 SQ.MT.	220.84	------	------	553.41	774.25
TOTAL	3302.99 x 100% = 3302.99 SQ.MT.	953.22	791.74	1125.11	553.41	3413.48

PARKING AREA TABLE FOR COMMERCIAL			IN SQ.MTS.
F.S.I AREA OF COMMERCIAL = 6605.97 SQ.MTS.			
REQ PARKING AREA @ 50 % = 3302.99 SQ.MTS.			
VEHICAL	REQ.AREA	PROV. PARKING AREA	
CAR PARKING AREA @ 50 %	1651.50 SQ.MTS.	PROV. PARKING AREA IN 1ST. BASE.	059.17
		PROV. PARKING AREA IN 2ND. BASE.	594.39
		TOTAL PARKING	1653.56
SCOOTER & CYCLE AREA @ 30 %	990.90 SQ.MTS.	PROV. PARKING AREA IN 2ND. BASE.	235.23
		PROV. PARKING AREA IN 3RD. BASE.	757.99
		TOTAL PARKING	993.22
VISITORS PARKING AREA @ 20 %	660.60 SQ.MTS.	PROV. PARKING AREA IN 3RD. BASE.	155.99
		(V1) 1.65 x 3.00/2 x 15.17 =	42.25
		(V2) 5 x 3.25 x 3.11 =	4.71
		(V3) 2/3 x 1.25 x 3.00 =	2.50
		(V4) 11.00 x 3.11 =	41.46
		(V5) 22.87 x 3.11 =	70.10
		(V6) 5 x 3.71 x 5.00 =	21.38
		(V7) 5.62+ 11.70/2x 25.75 =	205.68
		(V8) 1.88 +3.70/2x 24.25 =	104.97
		TOTAL PARKING =	553.41
		NET PARKING = 155.99 + 553.41 =	749.39
TOTAL	3302.99 SQ.MTS.		= 3302.99 SQ.MTS.

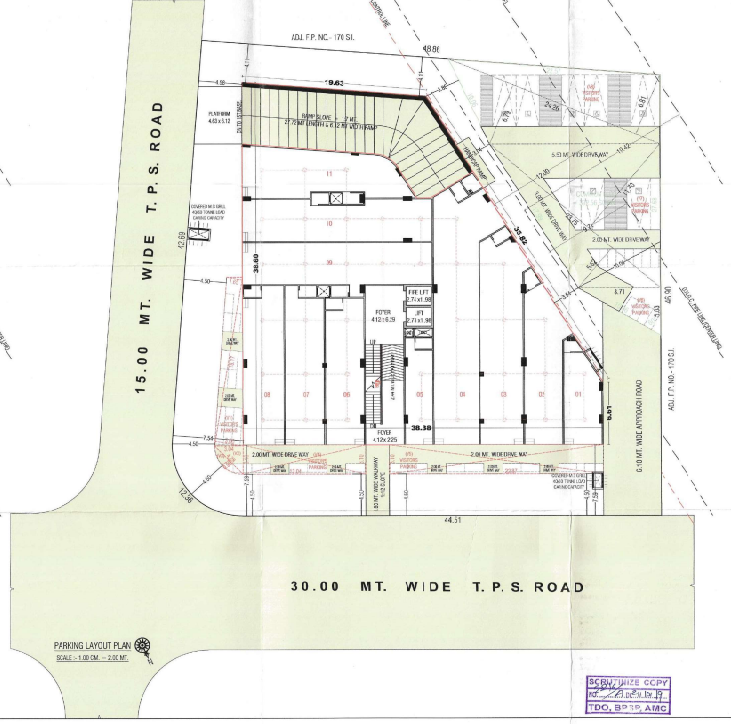

NOTE:-
1. ALL BASEMENT PARKING AND HPP SHALL BE FULLY SPRINKLERED.
2. ALL LOWER BASEMENTS SHOULD HAVE POSITIVE PRESSURE VENTILATION.
3. F.R.P.C.B. CABLE SHAFT SHOULD HAVE FIRE RESISTANT DOORS

PARKING LAYOUT & 1ST. BASEMENT PLAN {03/08}

PLAN SHOWING PROP. COMM. BUILDING ON F.P. NO. - 66/1, (P.NO. - 66), S.S.NO.- 384 O- (RAF) SACTOR NO 1 P.S.NO. 30 (GOTA), MOUJE : SOTA, TAL.- GHATLODIYA DIST : AHMEDABAD

SCALE : 1.00 CM = 2.00 MT.

ZONE :- RESIDENTIAL - I USE :- COMMERCIAL (SHOPS & OFFICES)

COLOURS:
PLAT BOUNDRY — RED
ROAD / PATHWAY — BROWN EN
PROP. WORK — YELLOW
PROP. DRAINAGE — BLUE

SCHEDULE OF OPENING

DOOR	WINDOW	VENTILATION	R.C.C. STAIR DETAIL
D1 = 2.40 x 2.10	W = 1.00 x 1.20	V = 0.30 x 0.30	1.65 MT. WIDTH
D = 1.00 x 2.10	W1 = 0.6 x 1.20		0.30 MT. TREAD
D1 = 0.75 x 2.10			0.15 MT. RISER

NOTE:-
1. ALL BASEMENT PARKING AND HPP SHALL BE FULLY SPRINKLERED.
2. ALL LOWER BASEMENTS SHOULD HAVE POSITIVE PRESSURE VENTILATION.
3. F.R.P.C.B. CABLE SHAFT SHOULD HAVE FIRE RESISTANT DOORS.

FOR, ANTER DESIGNS LLP
PARTNER

OWNER

RUDRAM DEVELOPER
Lic. No. : AMC DEV/07311/13

B. H. PATEL & CO. (Civil)
AMC - SD Grade - 1 Licence No.
S.D. 9285/C(L)12.2.04
1/3, Parishram Society,
Jodhpur Cross Road, Satellite

DEVELOPER — STRUCTURAL ENGINEER

KIRAN D. SHAH (C.E. (Civil))
C.E. Solution Tower,
Nr. Wish Point Cross Road,
Thaltej, AHMEDABAD-380059.
LIC. No. A.M.C. 86/04/1461 L1

GOPAL R. JAISWAL (Grade-1)
21, Pathial Dhanam Society,
Opp. C.M.C. Factory, Odhav Road
Ahmedabad-382415.
LIC. No. AMC-CW-092313/0F22R1

ENGINEER — G.I.A.

Ahmedabad Municipal Corporation
Zone: NORTH WEST
Permission No. 151/ATENDZ/2018/ACC/DC/PA/ZE/R/0/M1
This Approval only confirms each condition mentioned in the Commencement Certificate
App. C.O.No/ Number : 2018/02/ 09 Dia 2731/R/0/M1
Date : 19/02/2021

T.D. Sub Inspector (B.P.SP.) — F.E. Inspector (B.P.SP.) — Asst. / T.D. Officer (B.P.SP.)

AUTHORITY

SCRUTINIZE COPY
No. 2018/Dev. Br. B
TDO, BP&P, AMC

CAR PARKING PROVIDED IN 2ND BASE			
(C1)	(21.17+14.14)/2 x 9.50	=	164.58
(C2)	5.12 x 6.14	=	16.00
	TOTAL	=	620.58
LESS:-			
	4.34 x 5.87	=	25.48
	5.98 x 5.68	=	33.97
	1.40 x 4.85	=	6.74
	TOTAL	=	16.19
620.58	- 66.19	=	554.39

SCOOTER & CYCLE PARKING PROVIDED IN 2ND BASE			
(S1)	(18.16+11.22)/2 x 48.56	=	697.65
(S2)	(43.85+43.85)/2 x 1.38	=	60.54
(S3)	(21.75+25.82)/2 x 6.15	=	145.73
	TOTAL	=	903.90
LESS:-			
	4.34 x 5.97	=	25.48
	5.98 x 5.98	=	33.97
	1.40 x 4.85	=	6.74
	3.12 x 3.12	=	9.73
	TOTAL	=	75.92
903.90	- 75.92	=	827.98

SCOOTER & CYCLE PARKING PROVIDED IN THE BASE			
(S1)	(7.73+6.85)/2 x 1.38	=	10.04
(S2)	(25.80+21.62)/2 x 6.55	=	155.30
(S3)	10 x 5.63 x 10.75	=	15.64
(S4)	(6.61+5.94)/2 x 2.18	=	13.90
(S5)	(5.36+5.94)/2 x 5.54	=	34.07
(S6)	(5.36+5.60)/2 x 1.39	=	7.94
	TOTAL	=	234.49
LESS:-			
	(8.25+4.61)/2 x 5.45	=	16.97
	2.67 x 0.84	=	2.24
	TOTAL	=	8.21
234.49	- 19.21	=	226.28

VISITORS PARKING PROVIDED IN 2ND BASE			
(V1)	(6.07+4.56)/2 x 21.38	=	112.72
(V2)	(1.3+1.78)/2 x 7.34	=	10.88
(V3)	(5.28+6.41)/2 x 7.74	=	67.28
	TOTAL	=	190.88

NOTE:-
1. ALL BASEMENT PARKING AND HPP SHALL BE FULLY SPRINKLERED
2. ALL LOWER BASEMENTS SHOULD HAVE POSITIVE PRESSURE VENTILATION
3. ELECTRIC CABLE SHAFT SHOULD HAVE FIRE RESISTANT DOORS.

SCRUTINIZE COPY
10.21 Sq. 2016-17
TDO, BPSP, AMC

2ND.BASEMENT & 3RD.BASEMENT PLAN {04/03}

PLAN SHOWING PROP. COMM. BULDING ON F.P.NO. - 66/1 , O.P.NO. - 36 , R.S.NO.- 386 OF DRAFT SACTIONED T.P.S.NO.30 (GOTA), MOJE : GOTA, TAL:- GHATLODIYA, DIST : AHMEDABAD.

SCALE : 1.00 CM = 200 MT

ZONE :- RESIDENTIAL - I	USE :- COMMERCIAL (SHOPS & OFFICES)

COLOR INDEX

PLOT BOUNDARY		TREE	
ROADS / PATHWAY		CONTAINER BIN	
PROP. WORK		FIX WELL	
PROP. DRAWAGE			

NOTE:-
1. ALL BASEMENT PARKING AND HPP SHALL BE FULLY SPRINKLERED.
2. ALL LOWER BASEMENTS SHOULD HAVE POSITIVE PRESSURE VENTILATION.
3. ELECTRIC CABLE SHAFT SHOULD HAVE FIRE RESISTANT DOORS.

FOR, ANTHEM INFRA PROJECTS LLP

OWNER — PARTNER

RUDRAM DEVELOPER
Lic. No. : AMC/DEV/167312123
DEVELOPER

P.H. PATEL (B.E.Civil)
Add :- SD 3rd-B Jc No. S C 0289/10/212b
1/B Parishram Society, Dhari Colony Road, Vinagar.
ST-ENGINEER

KINAL D. JOSHI B.E. (Civil)
Add :- Ashoka Junction Tower, Nr. Mauri Petrol Pump, Gotri Road, Vadodara-390015.
Lic. No. : L.M.C. 2010/10/1212
ENGINEER

GOPAL K. JAISWAL (Grade-1)
91 Rakhiti Dhanlaxmi Society, Opp. C.M.C. Factery, Odhav Road, Ahmedabad-382415
Lic No. AMC-CW0525160722R1
C.O.W.

Ahmedabad Municipal Corporation
Case No. : SL/P/BWS/258/18/GOGOKHA/270/2018/01
Note:Approved as per terms and condition mentioned in the Commencement Certificate
Page/Check Number : 328530/191942/1/R/DRAFT
Date : 29/10/2019

T.D.Sub Inspector(B.P.S.P.) — T.D. Inspector (B.P.S.P.) — Asst. T.D.O. (B.P.S.P.)

AUTHORITY