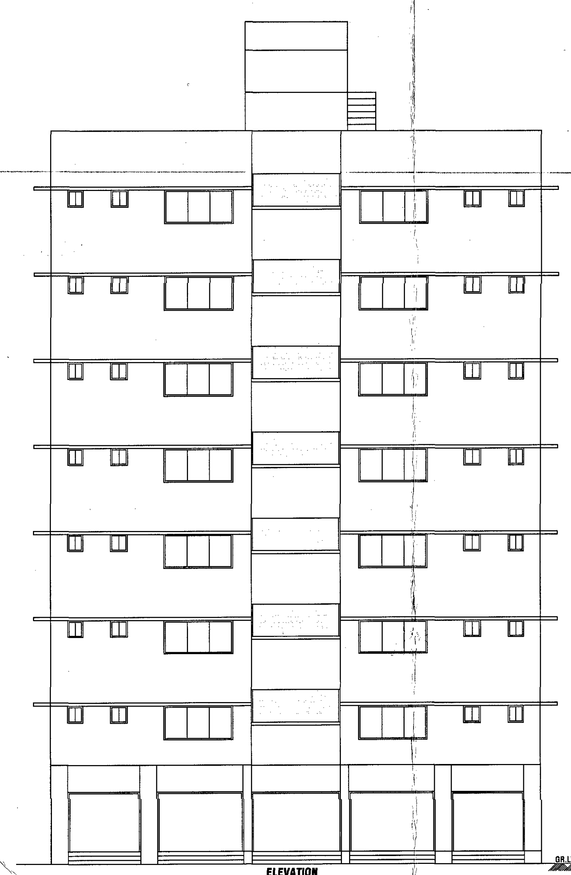

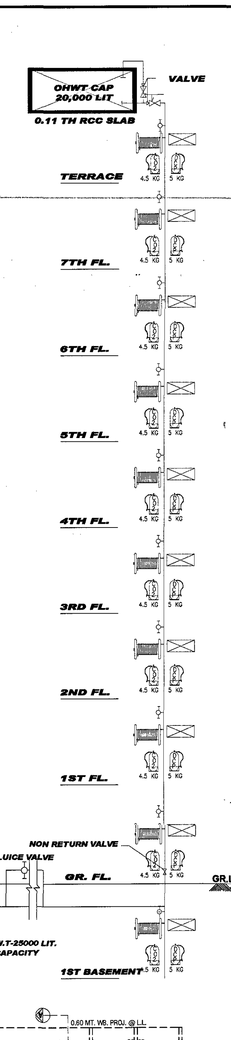

1. HYYDRANT SYSTEM:

ON/OFF switches located near the hose reel hose or hydrant outlet, at each floor the main FirePump at the underground water tank with a capacity to discharge 900 liters per minute at 3 bar, pressure as measured at the terrace level should be installed.
The Riser for the buildings exceeding 18 meters and above 18 meters height should not be of less than 100 mm. Internal diameter. The riser should be connected to the bottom of the terrace tank with a stop value and a NRV to act as a Down - corner.
One riser is required for every 1000sq. meters floor area and if the building is divided into, two or more parts then each part should have a separate riser with all the fittings at floor level. Each floor should have one hydrant outlet with a coupling for attaching a 63 mm.dia hose & 25 mm bore Hose-reel hose with 8 mm. SS. Shutoff nozzle at each floor landing. The length of the hose reel hose should be enough to reach the farthest corner of the floor. Hose-box with 15 meters long 63mm. dia. hose and 12.5 mm. bore nozzle at alternate floors. The Hose-reel hose should be coupled to the Riser.
Fire-service Inlet should be installed at a point near the entry to the premises where a Fire service vehicle can approach easily.
A permanent hydrant point comprising of 63 mm.dia size 2nos of hydrant valves should be installed at the terrace level.
Overhead tank Refilling bypass connection should be done at the terrace level.
The Overhead tank shall be of a capacity of not less than 20,000 litre. The Underground tank shall be of not less than 1,00,000 litre.

2. FIRE LIFT :

The Fire-Lift and all the lifts should have a provision to ground automatically in case of electricity failure. Each building should have at least one lift as a Fire-Lift and if the building is divided into two or more parts then each should have a Fire-Lift. Lift-well should have blowers to pressurize the lift-well so connected that it will automatically operate when alarm call point is operate, so that it prevents the lift well getting smoke logged.

3. FIRE ALARM:

Fire alarm call point to be installed at each floor with sounders capable of being heard all throughout the building.

4. FIRE EXTINGUISHERS

One Carbon Dioxide (CO2) type extinguisher of 4.5 kg. with ISI mark. and one extinguisher of 5kg. Dry Chemical Powder (DCP) type extinguisher with ISI mark to be installed on each-floor in case of commercial building.
One Carbon Dioxide (CO2) type extinguisher of 4.5 kg. with ISI mark. OR Two Carbon Dioxide (CO2) type extinguisher of 2 kg. with ISI mark capacity on alternate floors in case of residential building.
If the building is divided into two or more parts then each part should have these extinguishers installed.

5. STAIRCASE :

The staircase has to be open from at least one or two sides but if the staircase is in the centre core of the buildings it has to be pressurized to prevent it from getting smoke logged.

6. BASEMENT :

The basement of 200 sq. meters or more should be protected with Automatic Sprinkler system with at least one sprinkler head for actual Car parking space.
Additionally be protected by a Hydrant outlet and two 25 mm. bore Hose-reel hoses with 8 mm. bore nozzles at each basement level.

7. LIGHTENING ARRESTER :

A lightening arrester should also be installed and be properly earthed to prevent damage to the building when the lightening strikes.

8. PHOTO LUMINESCENT (AUTO GLOW) SIGNAGE'S :

If the building falls in a confined area or if it has an enclosed staircase or is not well lit-up on the inside, then adequate photo luminescent (auto glow) signage's should be displayed at each floor / landing / pathway / dead-end and all exit routes leading to the ground level. The signage should indicate fire fighting, fire safety equipment present on the respective floor/landing/pathway/dead-end and along all exit routes leading to the ground level.

9. ELECTRIC POWER SUPPLY TO THE ENTIRE FIRE-SAFETY SYSTEM

Electricity supply to the fire pump, fire alarm system, staircase pressurization system and fire lift should be made available from the main Electrical supply (i.e. from Electrical power supply of the company) This is to ensure availability of power supply to the fire protection & Safety system even after the main electrical supply to the building is switched off at the time of fire.

10.INDIVIDUAL FIRE SEFTY SYSTEM

FIRE SEFTY SYSTEM SHOULD BE PROVIDED IN IDIVDUAL SHOW ROOM BY OWNER

IMPORTANT INSTRUCTIONS:

After inspection of a low-rise building by the fire service authority,if the fire officer concerned feels th need for additional fire prevention/protection measures / ventilation system required or equipment (i.e. - Passive system / Suppression system / Fire door - Window / Detection system / Active system / Sprinkler / Drencher etc.) as per Fire load / Firerick / Public gathering. Potential / Occupancy / Confined area, those additional measures / equipment have to be implemented / installed.

UNIT BUILT UP AREA TABLE

BLOCK - C

FLOOR	FLAT/ SHOP	UNIT BUILT UP AREA	F.S.I.
GR. FL.	13	34.47	----
	14	43.91	
	15	17.08	
	16	43.91	
	17	32.65	
1st. FL.	101	79.33	317.84
	102	79.53	
	103	79.59	
	104	79.39	
2nd. FL.	201	79.33	317.84
	202	79.53	
	203	79.59	
	204	79.39	
3rd. FL.	301	79.33	317.84
	302	79.53	
	303	79.59	
	304	79.39	
4th. FL.	401	79.33	317.84
	402	79.53	
	403	79.59	
	404	79.39	
5th. FL.	501	79.33	317.84
	502	79.53	
	503	79.59	
	504	79.39	
6th. FL.	601	79.33	317.84
	602	79.53	
	603	79.59	
	604	79.39	
7th. FL.	701	79.33	317.84
	702	79.53	
	703	79.59	
	704	79.39	
TOTAL		2224.68	

UNIT B.UP AREA CALC. FOR EACH UNIT.

BLOCK - C 1st FLOOR

	SQ.MT.
SHOP NO. - 13	
3.22 X 9.31	= 29.98
2.14 x 2.10	= 4.49
TOTAL	= 34.47
SHOP NO. - 14,15	
3.84 X 5.24	= 20.12
3.79 X 2.52	= 9.55
3.90 X 3.65	= 14.24
TOTAL	= 43.91
SHOP NO. - 16	
3.26 X 5.24	= 17.08
SHOP NO. - 17	
3.22 X 9.69	= 31.20
1.72 x 0.96	= 1.45
TOTAL	= 32.65

UNIT B.UP AREA CALC. FOR EACH UNIT

BLOCK - C 1st. TO 7th. FL.

	SQ.MT.
UNIT NO. - 101 TO 701	
(1) 7.11 x 5.24	= 37.26
(2) 7.00 x 3.01	= 21.07
(3) 6.69 x 1.31	= 8.76
(4) 6.80 x 1.80	= 12.24
TOTAL	= 79.33
UNIT NO. - 102 TO 702	
(1) 7.11 x 5.24	= 37.26
(2) 7.00 x 2.52	= 17.64
(3) 7.11 x 0.49	= 3.48
(4) 6.80 x 3.11	= 21.15
TOTAL	= 79.53
UNIT NO. - 103 TO 703	
(1) 7.11 x 5.24	= 37.26
(2) 7.00 x 2.52	= 17.64
(3) 7.11 x 0.68	= 4.83
(4) 6.80 x 2.92	= 19.86
TOTAL	= 79.59
UNIT NO. - 104 TO 704	
(1) 7.11 x 5.24	= 37.26
(2) 7.00 x 3.20	= 22.40
(3) 6.69 x 1.12	= 7.49
(4) 6.80 x 1.80	= 12.24
TOTAL	= 79.39

B.UP AREA CALC. ON HOLLOW PLINTH — IN.SQ.MTS.

NET B.A ON GR.FL.	= 375.90
LESS:- B.A ON GR.FL. (COMM)	= 178.20
BUILT UP AREA CALC. ON GR.FLOOR (375.90 - 178.20)	= 197.70 SQ.MTS.

B.UP AREA CALC. ON GROUND FLOOR (COMM.) — IN.SQ.MTS.

(1) 7.11 x 3.05 x 2	= 51.90
(2) 7.00 x 2.52 x 2	= 35.28
(3) 17.37 x 5.24	= 91.02
TOTAL	178.20
BUILT UP AREA CALC. ON GR.FLOOR	= 178.20 SQ.MTS.

B.UP AREA CALC. ON GROUND FLOOR — IN.SQ.MTS.

17.37 x 22.70	= 394.30
LESS :-	
(1) 3.15 x 5.24	= 16.51
(2) 0.31 x 3.05 x 2	= 1.89
TOTAL	= 18.40
BUILT UP AREA ON GROUND FLOOR (394.30 - 18.40)	= 375.90

B.UP AREA CALC. ON 1st. FLOOR TO 7th. FLOOR — IN.SQ.MTS.

17.37 x 22.70	= 394.30
LESS :-	
(1) 3.15 x 5.24 x 2	= 33.01
(2) 0.31 x 6.21 x 2	= 3.87
TOTAL	= 36.88
BUILT UP AREA ON 1st. FL. TO 7th. FL. (394.30 - 36.88)	= 357.42

BUILT UP AREA CALC. ON STAIR CABIN — IN.S.Q.MTS.

8.82 x 3.61	= 31.84
3.40 x 5.61	= 19.07
4.00 X 1.00	= 4.00
TOTAL	= 54.91
STAIR CABIN AREA CALC. ON	= 54.91

BUILT UP AREA CALC. ON LIFT MACHINE ROOM & O.H.W.T. — IN.S.Q.MTS.

5.61 x 3.40	= 19.07
3.37 x 4.31	= 14.52
TOTAL	= 33.59
L.M.R. & O.H.W.TAREA CALC. ON	= 33.59

66 TO 80 SQ.MT. RESI. DWELING

FLOOR	COMM.	UNIT	RESI.	UNIT	TOTAL	
GR.FL. (H.P.)	----	----	----	----	----	----
GR.FL. (S.P.)	178.20	5	----	----	178.20	5
1st.FL.	----	----	317.84	4	317.84	4
2nd.FL.	----	----	317.84	4	317.84	4
3rd.FL.	----	----	317.84	4	317.84	4
4th.FL.	----	----	317.84	4	317.84	4
5th.FL.	----	----	317.84	4	317.84	4
6th.FL.	----	----	317.84	4	317.84	4
7th.FL.	----	----	317.84	4	317.84	4
TOTAL	178.20	5	2224.68	28	2403.08	5+28=33

ખાસ સૂચના :
ડ્રેનેજ લાઈન તથા સંપના એકસરણ વિરુદ્ધીત કરેલ (બાકી એરિયા-૨૧૪૬) તથા સિટિંગ એરિયાનુંબીલ્ડીંગ ૧૬ વર્ષ બાદ-મંજુરી મુજબ સમયાંતરે અથવા જે તે સમયે કાયદાસર અમદાવાદ મ્યુનિસિપલ કોર્પોરેશન દ્વારા નક્કી કરવામાં આવે તે મુજબ ફરજીયાત રીતે તોડી પાડવાનું રહેશે.

ખાસ સૂચના :
બાંધકામમાં મુકવામાં આવેલ લાકડાની ખોખાની વસ્તુ તથા અન્ય જરૂરીયાતની માલિકી સોસાયટી કોમન પ્લોટધારકોની જ માલિકી સમજીમાનવી રહેશે.

ખાસ સૂચના :
વિકાસ પરવાનગી સોસાયટી કોમન પ્લોટમાં બનાવેલ બાંધકામ પ્લોટ ધારક પોતાની જવાબદારી ઉપર કરી શકશે. તે બાંધકામનું પ્રમાણપત્ર વિકાસ પરવાનગી મુજબનું છે. તે બાંધકામનું પ્રમાણપત્ર સોસાયટી કોમન પ્લોટધારકોએ જરૂરીયાત મુજબ મેળવવાનું રહેશે.

ખાસ સૂચના :
સોસાયટીએ તથા પ્લોટધારકોએ ગટરલાઈન તથા સંપ સુધી કોમન પ્લોટમાં જવાનો રહેશે.

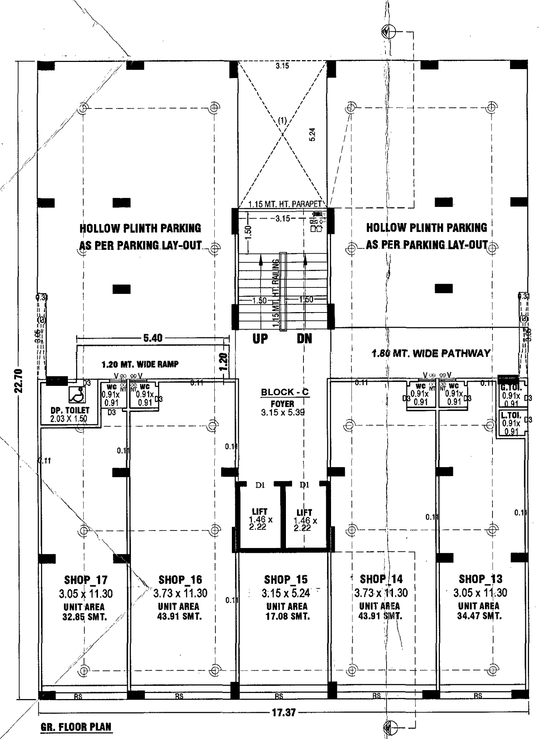

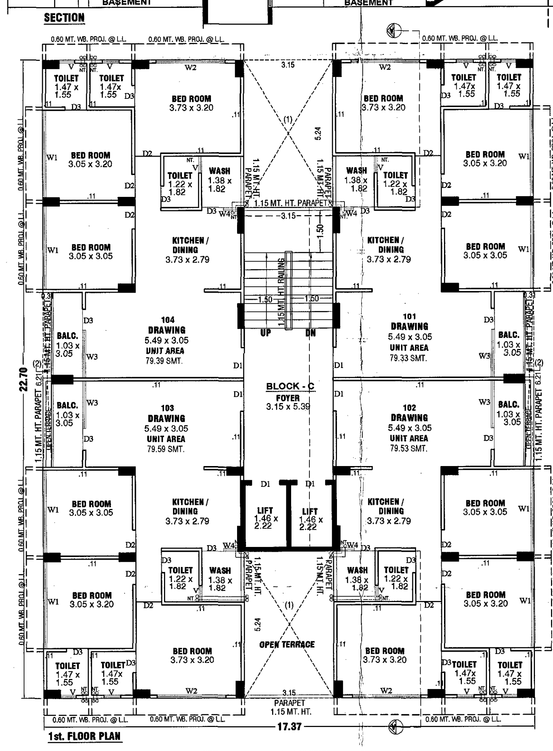

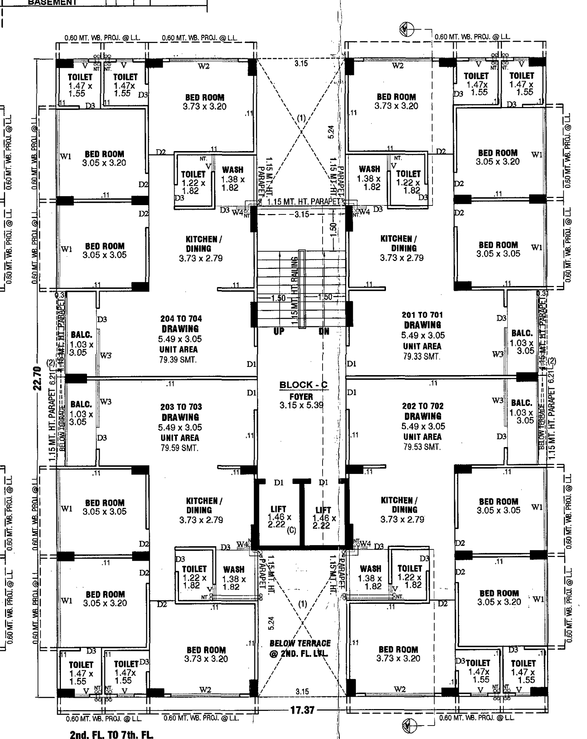

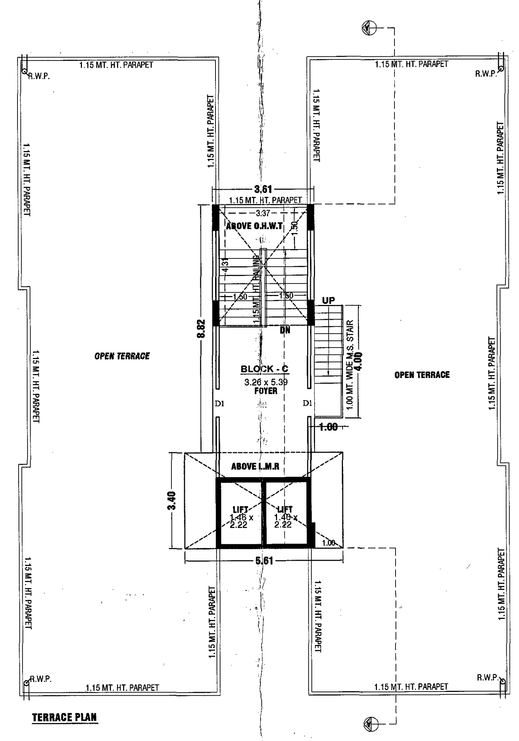

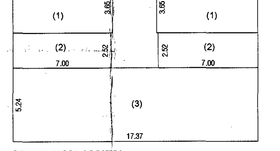

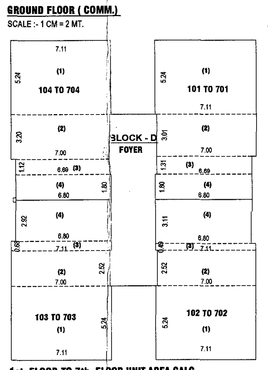

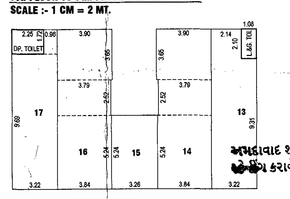

RESIDENTIAL AFFORDABLE HOUSING PROJECT — 5/12

PLAN SHOWING PROP. RESIDENCE + COMMERCIAL BUILDING ON SUR.NO:- 124/2, F.P.NO.:- 88/2, O.P NO:- 88/2, T.P.S. NO.:- 241 (NANA CHILODA), MOJE :- NANA CHILODA, TA.:- GHANDHINAGAR , DIST.:- GHANDHINAGAR.

SCALE : 1.00 CM = 1.00 MT — BLOCK : C

ZONE :- RESIDENCE- II — USE :- RESI. + COMMERCIAL

AREA TABLE — IN SQ. MTS.

FLOOR	USE	UNIT	FLOOR AREA	F.S.I AREA	BUILT UP
GR. FL.(HP)	PARKING	---	---	---	197.70
GR. FL.(SP)	COMM.	05	178.20	178.20	178.20
1st. FLOOR	RESI.	04	317.84	317.84	357.42
2nd. FLOOR	RESI.	04	317.84	317.84	357.42
3rd. FLOOR	RESI.	04	317.84	317.84	357.42
4th. FLOOR	RESI.	04	317.84	317.84	357.42
5th. FLOOR	RESI.	04	317.84	317.84	357.42
6th. FLOOR	RESI.	04	317.84	317.84	357.42
7th. FLOOR	RESI.	04	317.84	317.84	357.42
STAIR CABIN	---	---	---	---	54.91
L.MR & O.H.W.T	---	---	---	---	33.69
TOTAL	RESI.	5+28 = 33	2403.08	2403.08	2966.34

SCHEDULE OF OPENING

DOOR		WINDOW/VENT			
D1	1.20 x 2.10	W1	1.65 x 2.10	V	0.60 x 2.10
D2	0.91 x 2.10	W2	1.62 x 1.20		
D3	0.84 x 2.10	W3	0.89 x 1.20		
D4	0.76 x 2.10				

R.C.C STAIR DETAIL

1.50 MT WIDTH
0.26 MT TREAD
0.19 MT RISER

COLOUR NOTE

PROP WORK — PATHWAY
PROP DRAINAGE — SPRINKLER

ખાસ સરત :
મંજુર થયેલ લાકડાખોખાની નકલનો ૧ સેટ સ્થળ પર પ્રસિધ્ધ કરવાનો રહેશે

ખાસ સરત.
મી/મે..... ના રોજ માલિક ઓર્કીટેક્ટ એન્જીનીયર તથા સુપરવાઇઝર એન્જીનીયરે આપેલ ડાયરેક્ટર પ્લાન તથા સરતોનું સુસ્તરપણે પાલન કરવાનું રહેશે.

Owner is fully responsible For open marginal Space and road line Portion.

The permission is valid only in the DP/TPS remains unaltered and further that the permission shall stand revoked as soon as there is change in DP/TPS with reference to the land under reference.

Final Plan boundary and allotment of final plot is Subject to Veriation by Town Planning Officer

1 હી.એમ.પટેલ
2 અશોક કનોજીયા
3 [illegible]
4 D.P.Patel
OWNER

5 Ashok Patel
6 Rudabe
7 [illegible]
8 [illegible]

MEHUL B. CHAUDHARY
AUDA/DEVLOPER LIC.NO.743
17,Jaj Jagdish Society,
Navrangpura,Abad-380014
DEVELOPER

YOGESH P. PANCHAL
AUDA - LIC.NO.C.O.W.-I /00842
318+319,Goldcoast Complex -
Nr.Panjarapole, S.P.Ring Road,
Vastral , Ahmedabad.
C.O.W.

YOGESH P. PANCHAL
AUDA ENG LIC.NO.752
318+319,Goldcoast Complex
Nr.Panjarapole, S.P.Ring Road,
Vastral , Ahmedabad.
ENGINEER

VIJEN D. PAREKH
STRUCTURAL DESIGNER
Reg. No. AUDA/SD-I/289
402, Maulik Arcade,
Nr. mansi Cross Road,
Above Karnavati Pagarkha Bazar,
Vastrapur, Ahmedabad - 380 015
ST-ENGINEER

APPROVED
As amended by Red (Colour) Subject to the condition as mentioned in this office Letter PRM No. 261/2019
Dated.....

Note Approved by C.E.A

6 JUL 2019 NO 280

Senior Town Planner
Ahmedabad Urban Development Authority
Ahmedabad.

DISPATCH BY

Assistant Town Planner
Ahmedabad Urban Development Authority
Ahmedabad.

AUTHORITY

અમદાવાદ શહેરી વિકાસ સત્તામંડળ
અમદાવાદ

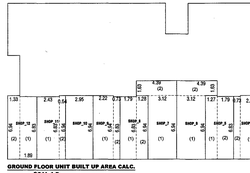

GROUND FLOOR UNIT BUILT UP AREA CALC.
SCALE-1:2

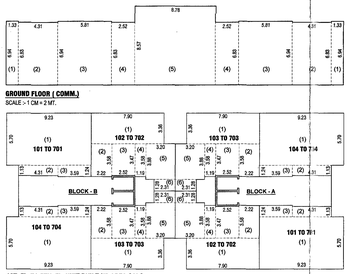

GROUND FLOOR (COMM.)
SCALE - 1 CM = 2 MT.

1ST, FL. TO 7TH. FL. UNIT BUILT UP AREA CALC.
SCALE-1:2

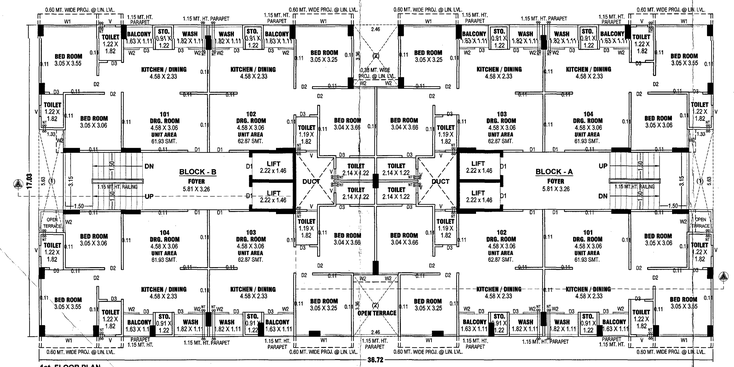

1st. FLOOR PLAN

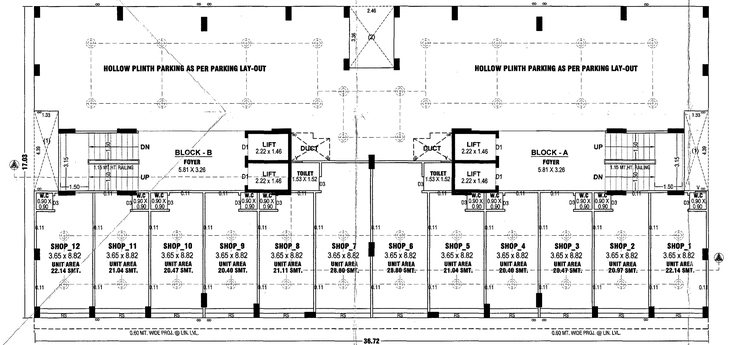

GROUND FLOOR PLAN

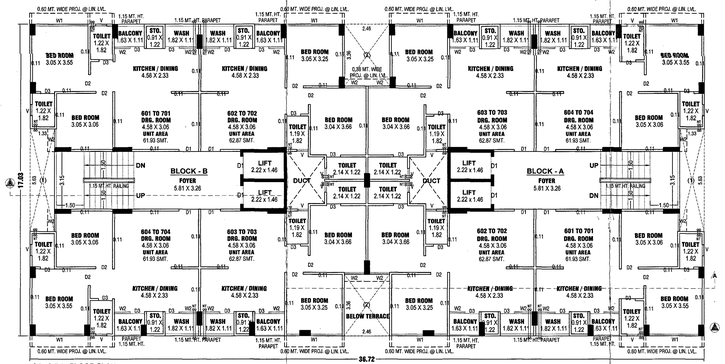

6th. & 7th. FLOOR PLAN

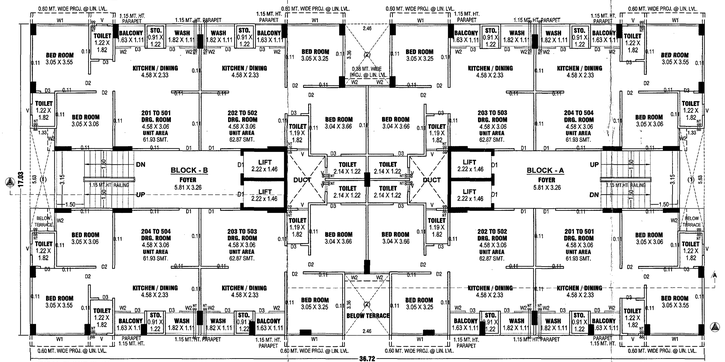

TYPICAL FLOOR PLAN
(2nd FLOOR TO 5th. FLOOR)

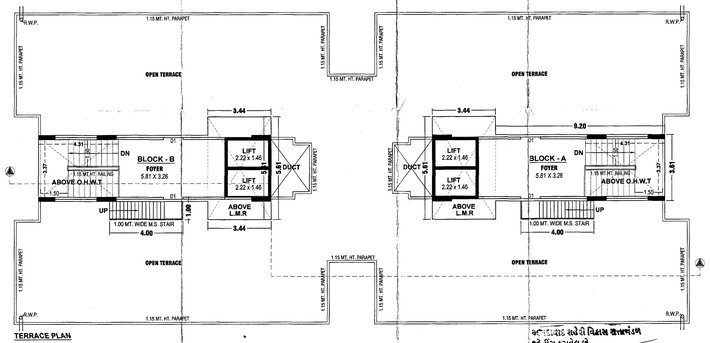

TERRACE PLAN

UNIT BUILT UP AREA TABLE			
BLOCK - B			
FLOOR	FLAT	BL.-B	TOTAL
1st. FL.	101	61.93	249.60
	102	62.87	
	103	62.87	
	104	61.93	
2nd. FL.	201	61.93	249.60
	202	62.87	
	203	62.87	
	204	61.93	
3rd. FL.	301	61.93	249.60
	302	62.87	
	303	62.87	
	304	61.93	
4th. FL.	401	61.93	249.60
	402	62.87	
	403	62.87	
	404	61.93	
5th. FL.	501	61.93	249.60
	502	62.87	
	503	62.87	
	504	61.93	
6th. FL.	601	61.93	249.60
	602	62.87	
	603	62.87	
	604	61.93	
7th. FL.	701	61.93	249.60
	702	62.87	
	703	62.87	
	704	61.93	
TOTAL			1747.20

FLOOR	50 TO 65 SQ.MT. RESI. DWELING					
	COMM.	UNIT	RESI.	UNIT	TOTAL	
GR.FL.(H.P.)	—	—	—	—	—	—
GR.FL. (S.P.)	267.63	12	—	—	267.63	12
1st.FL.	—	—	499.20	8	499.20	8
2nd.FL.	—	—	499.20	8	499.20	8
3rd.FL.	—	—	499.20	8	499.20	8
4th.FL.	—	—	499.20	8	499.20	8
5th.FL.	—	—	499.20	8	499.20	8
6th.FL.	—	—	499.20	8	499.20	8
7th.FL.	—	—	499.20	8	499.20	8
TOTAL	267.63	12	3494.40	56	3762.03	12+56=68

UNIT BUILT UP AREA TABLE			
BLOCK - A			
FLOOR	FLAT/ SHOP	BL.-A	TOTAL
GR.FL. SHOP	01	22.14	—
	02	20.97	
	03	20.47	
	04	20.40	
	05	21.04	
	06	28.60	
	07	28.60	
	08	21.11	
	09	20.40	
	10	20.47	
	11	21.04	
	12	22.14	
1st. FL.	101	61.93	249.60
	102	62.87	
	103	62.87	
	104	61.93	
2nd. FL.	201	61.93	249.60
	202	62.87	
	203	62.87	
	204	61.93	
3rd. FL.	301	61.93	249.60
	302	62.87	
	303	62.87	
	304	61.93	
4th. FL.	401	61.93	249.60
	402	62.87	
	403	62.87	
	404	61.93	
5th. FL.	501	61.93	249.60
	502	62.87	
	503	62.87	
	504	61.93	
6th. FL.	601	61.93	249.60
	602	62.87	
	603	62.87	
	604	61.93	
7th. FL.	701	61.93	249.60
	702	62.87	
	703	62.87	
	704	61.93	
TOTAL			2014.56

UNIT BUILT UP AREA CALC. FOR EACH UNIT BLOCK - A GR.FL.(COMM.)	IN SQ.MT.
SHOP - 01,12	
(1) 1.85 X 6.64	= 12.31
(2) 1.33 X 6.64	= 9.23
TOTAL	= 22.14
SHOP - 02	
(1) 2.42 X 6.83	= 16.53
(2) 0.64 X 6.94	= 4.44
TOTAL	= 20.97
SHOP - 03,10	
(1) 2.95 X 6.94	= 20.47
SHOP - 04,09	
(1) 2.22 X 6.94	= 15.41
(2) 0.73 X 6.83	= 4.99
TOTAL	= 20.40
SHOP - 05	
(1) 1.27 X 6.94	= 8.81
(2) 1.79 X 6.83	= 12.23
TOTAL	= 21.04
SHOP - 06,07	
(1) 3.12 X 6.94	= 21.65
(2) 4.39 X 1.63	= 7.15
TOTAL	= 28.80
SHOP - 08	
(1) 1.29 X 6.94	= 8.88
(2) 1.79 X 6.83	= 12.23
TOTAL	= 21.11
SHOP - 11	
(1) 2.43 X 6.83	= 16.60
(2) 0.64 X 6.94	= 4.44
TOTAL	= 21.04

UNIT BUILT UP AREA CALC. FOR EACH UNIT BLOCK - A 5th TO 7th. FL.	SQ.MT.
UNIT NO. - 101,103,701 & 104 TO 704	
(1) 9.23 x 5.70	= 52.61
(2) 4.31 x 1.13	= 4.87
(3) 3.59 x 1.24	= 4.45
TOTAL	= 61.93
UNIT NO. - 102 TO 702 & 103 TO 703	
(1) 7.90 x 3.35	= 26.54
(2) 2.22 x 3.59	= 7.96
(3) 2.52 x 3.47	= 8.74
(4) 1.19 x 3.59	= 4.26
(5) 3.20 x 3.85	= 12.42
(6) 2.31 x 1.28	= 2.96
TOTAL	= 62.87

UNIT BUILT UP AREA CALC. FOR EACH UNIT BLOCK - B 5th TO 7th. FL.	SQ.MT.
UNIT NO. - 101,103,701 & 104 TO 704	
(1) 9.23 x 5.70	= 52.61
(2) 4.31 x 1.13	= 4.87
(3) 3.59 x 1.24	= 4.45
TOTAL	= 61.93
UNIT NO. - 102 TO 702 & 103 TO 703	
(1) 7.90 x 3.35	= 26.54
(2) 2.22 x 3.59	= 7.96
(3) 2.52 x 3.47	= 8.74
(4) 1.19 x 3.59	= 4.26
(5) 3.20 x 3.85	= 12.42
(6) 2.31 x 1.28	= 2.96
TOTAL	= 62.87

UNIT BUILT UP AREA TABLE			
BLOCK - A+B			
FLOOR	BL.-A	BL.-B	TOTAL
GR.FL.	267.63	—	267.63
1st. FL.	249.60	249.60	499.20
2nd. FL.	249.60	249.60	499.20
3rd. FL.	249.60	249.60	499.20
4th. FL.	249.60	249.60	499.20
5th. FL.	249.60	249.60	499.20
6th. FL.	249.60	249.60	499.20
7th. FL.	249.60	249.60	499.20
	2014.83	1747.20	3762.18

B.UP AREA CALC. ON HOLLOW PLINTH	IN SQ.MTS.
NET B.A ON GR.FL.	= 605.39
LESS:- B.A ON GR.FL. (COMM.) = 267.63 (605.39 - 267.63)	= 337.76 SQ.MTS.

B.UP AREA CALC. ON GR.FLOOR GROUND FLOOR (COMM.)	IN SQ.MTS.
(1) 1.33 X 6.94 X 2	= 18.46
(2) 4.31 X 6.83 X 2	= 58.87
(3) 5.81 X 5.64 X 2	= 80.64
(4) 2.52 X 6.83 X 2	= 34.42
(5) 6.78 X 6.67	= 75.24
TOTAL	= 267.63
BUILT UP AREA CALC. ON GR.FLOOR	= 267.63 SQ.MTS.

B.UP AREA CALC. ON GROUND FLOOR	IN SQ.MTS.
36.72 X 17.03	= 625.34
LESS :-	
(1) 1.33 X 4.39 X 2	= 11.68
(2) 2.46 X 3.35	= 8.27
TOTAL	= 19.95
BUILT UP AREA ON GROUND FLOOR (625.34 - 19.95)	= 605.39

B.UP AREA CALC. ON 1st. FLOOR TO 7th. FLOOR	IN SQ.MTS.
36.72 X 17.03	= 625.34
LESS :-	
(1) 1.33 X 5.63 X 2	= 14.98
(2) 2.46 X 3.35 X 2	= 16.53
TOTAL	= 31.51
BUILT UP AREA ON 1st. FL. TO 7th. FL. (625.34 - 31.51)	= 593.83

B.UP AREA CALC. ON STAIR CABIN	IN SQ.MTS.
9.20 x 3.01 x 2	= 55.42
3.44 x 5.61 x 2	= 38.60
4.00 x 1.00 x 2	= 8.00
TOTAL	= 113.02
BUILT UP AREA ON STAIR CABIN	= 113.02

B.UP AREA CALC. ON LIFT MACHINE ROOM & O.H.W.T	IN SQ.MTS.
4.31 x 3.37 x 2	= 29.05
3.44 x 5.61 x 2	= 38.60
TOTAL	= 67.65
BUILT UP AREA ON L.M.R & O.H.W.T	= 67.65

SCHEDULE OF OPENING						R.C.C STAIR DETAIL
DOOR		WINDOW/VENT				1.50 MT WIDTH
D1	1.20 x 2.10	W1	1.65 x 2.10	V	0.60 x 2.10	0.25 MT TREAD
D2	0.91 x 2.10	W2	1.52 x 1.20			0.19 MT RISER
D3	0.84 x 2.10	W3	0.88 x 1.20			
D4	0.76 x 2.10					

COLOUR NOTE

PROP WORK — PATHWAY
PROP DRAINAGE

RESIDENTIAL AFFORDABLE HOUSING PROJECT	3/12

PLAN SHOWING PROP. RESIDENCE + COMMERCIAL BUILDING ON SUR.NO:- 124/2, F.P.NO.:- 88/2, O.P NO:- 88/2, T.P.S. NO.:- 241 (NANA CHILODA), MOJE :- NANA CHILODA, TA.:- GHANDHINAGAR , DIST.:- GHANDHINAGAR.

SCALE : 1.00 CM = 1.00 MT — BLOCK : A+B
ZONE :- RESIDENCE- II — USE :- RESI. + COMMERCIAL

AREA TABLE — IN SQ. MTS.

FLOOR	USE	UNIT	FLOOR AREA	F.S.I AREA	BUILT UP
BASEMENT	PARKING	---	-----	-----	4589.38
GROUND (H.P)	PARKING	---	-----	-----	337.76
GROUND (S.P)	SHOP	12	267.63	267.63	267.63
1st. FLOOR	RESI.	08	499.20	499.20	593.83
2nd. FLOOR	RESI.	08	499.20	499.20	593.83
3rd. FLOOR	RESI.	08	499.20	499.20	593.83
4th. FLOOR	RESI.	08	499.20	499.20	593.83
5th. FLOOR	RESI.	08	499.20	499.20	593.83
6th. FLOOR	RESI.	08	499.20	499.20	593.83
7th. FLOOR	RESI.	08	499.20	499.20	593.83
STAIR CABIN	-----	---	-----	-----	113.02
L.M.R & O.H.W.T	-----	---	-----	-----	67.65
TOTAL	-----	12 + 56 = 68	3762.03	3762.03	9532.25

OWNER
MEHUL B. CHAUDHARY
AUDA/DEVLOPER LIC.NO.743
17,Jay Jagdish Society,
Navrangpura,A'bad-380014

DEVELOPER
YOGESH P. PANCHAL
AUDA - LIC.NO.C.O.W.-I /00842
318+319,Goldcoast Complex
Nr.Panjarapole, S.P.Ring Road,
Vastral , Ahmedabad.
C.O.W.

ENGINEER
YOGESH P. PANCHAL
AUDA EMG LIC.NO.752
318+319,Goldcoast Complex
Nr.Panjarapole, S.P.Ring Road,
Vastral , Ahmedabad.

ST-ENGINEER
JIREN D. PAREKH
STRUCTURAL DESIGNER
Reg. No. AUDA/SD-I/289
402, Maulik Arcade,
Nr. mansi Cross Road,
Above Kanavati Pagarkha Bazar,
Vastrapur, Ahmedabad - 360 015

ગ્રાહક સોર્ટ :
ફ્લેટ ધે-કાર્પેટ એરિયા એટલેજ ધે-કાર્પેટ એરિયા. જો સ્થાનિક કક્ષા સંબંધ એકમાંજ વિસ્તરેલ હોય (દાખલ તરીકે.-સંડાસ) તથા ડિવિઝન એકમ(બેડરૂમ) ઉપર કોમન-બાલ્કની સુધરાઇ દ્વારાનક્કી કરવામાં આવે તો તે અનુસાર કબજાદાર પોતાના માલિકી હક્કમાં GEDA માં ફેરવવા રહેશે.

ગ્રાહક સોર્ટ :
કબજાની સુધરાઇમાં સમાવેશ કરવામાં આવેલ ગુરૂત્વ મુક્ત મિલકતો સોસાયટી સોસાયટીમાં ફેરવવાની અને તેમાં જુદી જુદી જોગવાઇ કરવાની ! આવી બાબતો સોસાયટી રહેશે.

ગ્રાહક સોર્ટ :
વિકાસ પરવાનગી મેળવેલ બાંધકામ કબજો મુકત મુકવા અગાઉ બાંધકામ પૂર્ણતા દાખલા (ભોગ દાખલો) મેળવી લેવાનાં રહેશે તથા તેમાં ફાયર સેફટી તથા સિવિલ ડિફેન્સની પરવાનગી પણ મેળવી લેવાની રહેશે. તથા વિકાસ પરવાનગી મુજબ જ બાંધકામ કરવાનું રહેશે. તે મુજબ જ વપરાશ કરવાનો રહેશે.

ગ્રાહક સોર્ટ :
ધિરાણ પરવાનગી મેળવેલ બાંધકામના કબજો મુકત મુકવા અગાઉ બાંધકામ પૂર્ણતા દાખલા (ભોગ દાખલો) મેળવી લેવાનાં રહેશે તથા તેમાં ફાયર સેફટી તથા સિવિલ ડિફેન્સની પરવાનગી પણ મેળવી લેવાની રહેશે. તે મુજબ જ વપરાશ કરવાનો રહેશે.

ગ્રાહક સોર્ટ :
આ પ્લાન માત્ર માલિકી હક્કનો પ્લાન છે. તેમાં કોઇ પણ પ્રકારનો વધારો કે ઘટાડો કરવાનો રહેશે નહીં.

The permission is valid only in the DP/TPS remains unaltered and there shall be no permission shall stand revoked as soon as there is change in DP/TPS with reference to the land under reference.

Owner is fully responsible For open marginal Space and road line Portion.

Final Plan boundary and allotment of final plot is Subject to Veriation by Town Planning Officer

APPROVED
As amended by Red (Colour) Subject to the condition as mentioned in the office Letter PRM No.
Dated.

Note Approved by C.E.A

6 JUL 2019 No 280.

DIRECTOR OF

Assistant Town Planner
Ahmedabad Urban Development Authority
Ahmedabad.

AUTHORITY

Senior Town Planner
Ahmedabad Urban Development Authority
Ahmedabad.

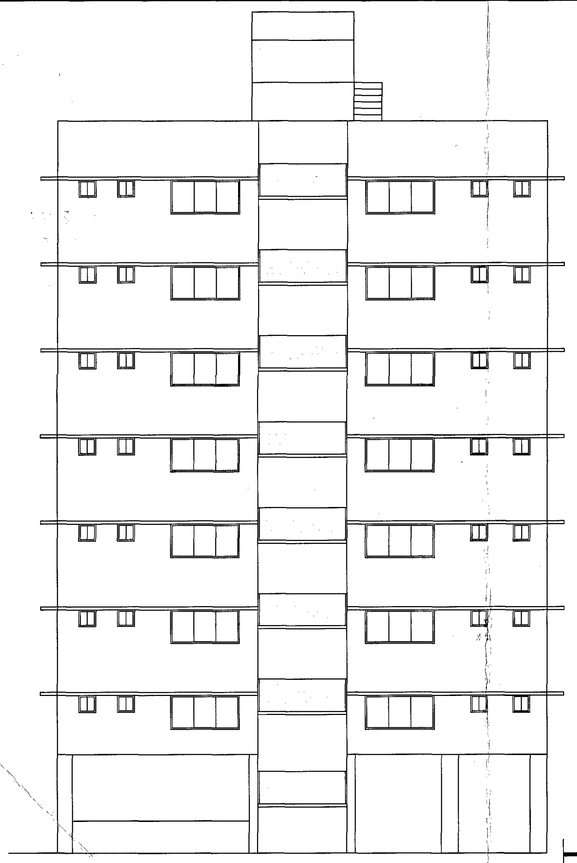

ELEVATION

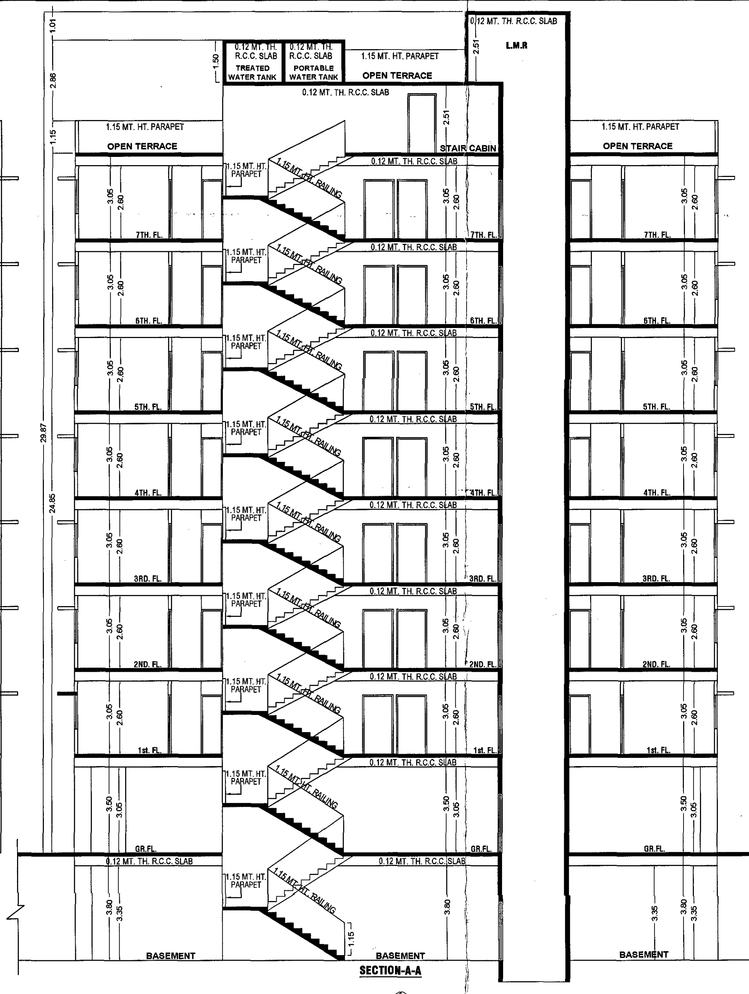

SECTION-A-A

અમદાવાદ શહેરી વિકાસ સત્તામંડળ
લે-આઉટ કરાવેલ છે.
આસીસ્ટન્ટ / ડે...

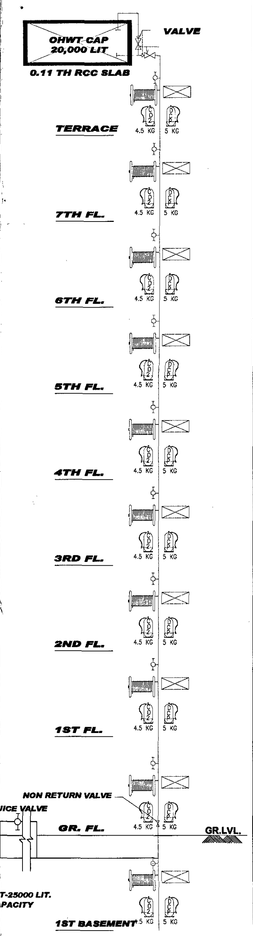

1. HYYDRANT SYSTEM:

ON/OFF switches located near the hose reel hose or hydrant outlet, at each floor the main FirePump at the underground water tank with a capacity to discharge 900 liters per minute at 3 bar, pressure as measured at the terrace level should be installed.
The Riser for the buildings exceeding 18 meters and above 18 meters height should not be of less than 100 mm. internal diameter. The riser should be connected to the bottom of the terrace tank with a stop valve and a NRV to act as a Down - comer.
One riser is required for every 1000sq. meters floor area and if the building is divided into, two or more parts then each part should have a separate riser with all the fittings at floor level. Each floor should have one hydrant outlet with a coupling for attaching a 63 mm.dia hose & 20 mm.bore Hose-reel hose with 8 mm. S.S. Shut-off nozzle at each floor landing. The lenght of the hose reel hose should be enough to reach the farthest corner of the floor. Hose-box with 15 meters long 63mm. dia. hose and 12.5 mm. bore nozzle at alternate floors. The Hose-reel hose should be coupled to the Riser.
Fire-service inlet should be installed at a point near the entry to the premisses where a Fire service vehicle can approach easily.
A permanent hydrant point comprising of 63 mm.dia size 2nos of hydrant valves should be installed at the terrace level.
Overhead tank Refilling bypass connection should be done at the terrace level.
The Overhead tank shall be of a capacity of not less than 20,000 liters. The Underground tank shall be of not less than 1,00,000 liters.

2. FIRE LIFT :

The Fire-Lift and all the lifts should have a provision to ground automatically in case of electricity failure. Each building should have at least one lift as a Fire-Lift and if the building is divided into two or more parts then each should have a Fire-Lift. Lift/reel should have blowers to pressurize the lift/well so connected that it will automatically operate when alarm call point is operate, so that it prevents the lift well getting smoke logged.

3. FIRE ALARM:

Fire alarm call point to be installed at each floor with soundera capable of being heard all throughout the building.

4. FIRE EXTINGUISHERS

One Carbon Dioxide (CO2) type extinguisher of 4.5 kg. with ISI mark, and one extinguisher of 5kg. Dry Chemical Powder (DCP) type extinguisher with ISI mark to be installed on each floor in case of commercial building.
One Carbon Dioxide (CO2) type extinguisher of 4.5 kg. with ISI mark. OR Two Carbon Dioxide (Co2) type extinguisher of 2 kg. with ISI mark capacity on alternate floors in case of residential building.
If the building is divided into two or more parts then each part should have these extinguishers installed.

5. STAIRCASE :

The staircase has to be open from at least one or two sides but if the staircase is in the centre core of the buildings it has to be pressurized to prevent it from getting smoke logged.

6. BASEMENT :

The basement of 200 sq. meters or more should be protected with Automatic Sprinkler system with at least one sprinkler head for actual Car parking space.
Additionally be protected by a Hydrant outlet and two 25 mm. bore Hose-reel hoses with 8 mm. bore nozzles at each basement level.

7. LIGHTENING ARRESTER :

A lightening arrester should also be installed and be properly earthed to prevent damage to the building when the lightening strikes.

8. PHOTO LUMINESCENT (AUTO GLOW) SIGNAGE'S :

If the building falls in a confined area or if it has an enclosed staircase or is not well lit-up on the inside, then adequate photo luminescent (auto glow) signage's should be displayed at each floor / landing / pathway / dead-end along all exit routes leading to the ground level. The signage should indicate fire fighting, fire safety equipment present on the respective floor/landing/pathway/dead-end and along all exit routes leading to the ground level.

9. ELECTRIC POWER SUPPLY TO THE ENTIRE FIRE-SAFETY SYSTEM

Electricity supply to the fire pump. fire alarm system, staircase pressurization system and fire lift should be made available from the main Electrical supply. (i.e. from Electrical power supply of the company) This is to ensure availability of power supply to the fire protection & Safety system even after the main electrical supply to the building is switched off at the time of fire.

10.INDIVIDUAL FIRE SEFTY SYSTEM

FIRE SEFTY SYSTEM SHOULD BE PROVIDED IN IDIVDUAL SHOW ROOM BY OWNER

IMPORTANT INSTRUCTIONS:

After inspection of a tower-like building by the fire service authority, if the fire officer concerned feels th need for additional fire prevention/protection measures / ventilation system required or equipment (i.e. - Passive system / Suppression system / Fire door - Window / Detection system / Active system / Sprinkler / Drencher etc.) as per Fire load / Firerick / Public gathering, Potential / Occupancy / Confined area, those additional measures / equipment have to be implemented / installed.

UNIT BUILT UP AREA TABLE

BLOCK - D

FLOOR	FLAT/	UNIT BUILT UP AREA	
1st. FL.	101	79.39	317.84
	102	79.59	
	103	79.53	
	104	79.33	
2nd. FL.	201	79.39	317.84
	202	79.59	
	203	79.53	
	204	79.33	
3rd. FL.	301	79.39	317.84
	302	79.59	
	303	79.53	
	304	79.33	
4th. FL.	401	79.39	317.84
	402	79.59	
	403	79.53	
	404	79.33	
5th. FL.	501	79.39	317.84
	502	79.59	
	503	79.53	
	504	79.33	
6th. FL.	601	79.39	317.84
	602	79.59	
	603	79.53	
	604	79.33	
7th. FL.	701	79.39	317.84
	702	79.59	
	703	79.53	
	704	79.33	
TOTAL			2224.88

B.UP AREA CALC. ON G.R. FL. TO 7th. FLOOR

			IN.SQ.MTS.
	17.37 x 22.70	=	394.30
LESS:- (1)	3.15 x 5.24 x 2	=	33.01
(2)	0.31 x 6.21	=	1.93
(3)	0.31 x 2.77 x 2	=	1.72
(4)	0.13 x 0.30	=	0.04
	TOTAL LESS	=	36.70

BUILT UP AREA CALC. ON G.R. FL. & 1st. TO 7th. FL.
(394.30 - 36.70) = 357.60 SQ.MTS.

BUILT UP AREA CALC. ON STAIR CABIN

		IN.SQ.MTS.
8.82 x 3.61	=	31.84
3.40 x 5.61	=	19.07
4.00 X 1.00	=	4.00
TOTAL	=	54.91

STAIR CABIN AREA CALC. ON = 54.91

BUILT UP AREA CALC. ON LIFT MACHINE ROOM & O.H.W.T.

		IN.SQ.MTS.
5.61 x 3.40	=	19.07
3.37 x 4.31	=	14.52
TOTAL	=	33.59

L.M.R. & O.H.W.TAREA CALC. ON = 33.59

UNIT B.UP AREA CALC. FOR EACH UNIT

BLOCK : D 1st. TO 7th. FL. SQ.MT.

UNIT NO. :- 101 TO 701

(1) 7.11 x 5.24	= 37.26
(2) 7.00 x 3.20	= 22.40
(3) 6.69 x 1.12	= 7.49
(4) 6.80 x 1.80	= 12.24
TOTAL	= 79.39

UNIT NO. :- 102 TO 702

(1) 7.11 x 5.24	= 37.26
(2) 7.00 x 2.52	= 17.64
(3) 7.11 x 0.68	= 4.83
(4) 6.80 x 2.92	= 19.86
TOTAL	= 79.59

UNIT NO. :- 103 TO 703

(1) 7.11 x 5.24	= 37.26
(2) 7.00 x 2.52	= 17.64
(3) 7.11 x 0.49	= 3.48
(4) 6.80 x 3.11	= 21.15
TOTAL	= 79.53

UNIT NO. :- 104 TO 704

(1) 7.11 x 5.24	= 37.26
(2) 7.00 x 3.01	= 21.07
(3) 6.69 x 1.31	= 8.76
(4) 6.80 x 1.80	= 12.24
TOTAL	= 79.33

FLOOR	88 TO 80 SQ.MT. RESI. DWELING	
	RESI.	UNIT
1st.FL.	317.84	4
2nd.FL.	317.84	4
3rd.FL.	317.84	4
4th.FL.	317.84	4
5th.FL.	317.84	4
6th.FL.	317.84	4
7th.FL.	317.84	4
TOTAL	2224.88	28

ખાસ સરત :
વિકાસ પરવાનગી મેળવેલ બાંધકામ બાબતે જુદા જુદા કારણો બદલાતા પ્રસ્તુત લેખક (લાગુ કર્તા) દ્વારા તેમણે રજૂ કરેલ તરફની રકમ નિર્ણયક દરજ્જો ધરાવતા પરિસ્થિતિમાં સરકારી ધોરણો જે તે બાંધકામ અમલમાં હોય ત્યારે જે બાંધકામ વિકાસ પરવાનગી મુજબનું છે. તે મકાનમાં પ્રસ્તાવમાં મોજુદ કાયદા સરકારના લાગતાવળગતા બાંધકામ દરજ્જાનું રહેશે.

ખાસ સરત
તા..... ના રોજ મહિતિ એન્જીનીયર આર્કીટેક્ટ તથા સ્ટ્રકચરલ એન્જીનીયરે આપેલ બાંહેધરી પત્રમાં દર્શાવેલ તમામ શરતોનું ચુસ્તપણે પાલન કરવાનું રહેશે.

The permission is valid only in the DP/TPS remains unaltered and further that the permission shall stand revoked as soon as there is change in DP/TPS with reference to the land under reference.

ખાસ સરત
મંજુર થયેલ નકશાઓની નકલનો ૨ સ્થળ સ્થાન પર પ્રસિધ્ધ કરવાની રહેશે

Owner is fully responsible For open marginal Space and road line Portion.

Final Plan boundary and allotment of final plot is Subject to Veriation by Town Planning Officer

ખાસ સરત :
નકશામાં સુચવવામાં આવેલ કામની વહેંચણી જ્યાં સુધી સદર જમીનની માલિકી સંબંધમાં કોર્ટમાંથી/કોર્ટના સ્ટાય ત્યાં સુધી તીજા પક્ષોની ગણાશે / માલિકી સમાંતરની રહેશે.

ખાસ નોંધ :
પ્લેજર લે-આઉટ લેખ સિવાય તેમ તથા સાઈટ ની સાઈજ તથા સંખ્યા નેશનલ બિલ્ડીંગ કોડ (આઈ.એસ.-૨૪૭૦) તથા સિવિક એજન્સીયર્સના ધ્યાન લઇ બાકી-બધાના મુખ્ય રાખવામાં આવેલ છે તેમ અનુસાર અત્યારનાં જમીન માલિકે સ્વાધાન બાંધકામ કરવાનું રહેશે.

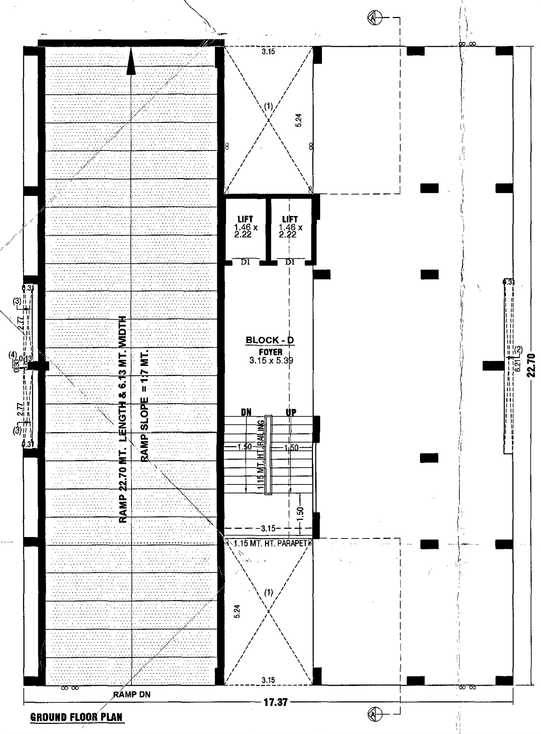

GROUND FLOOR PLAN

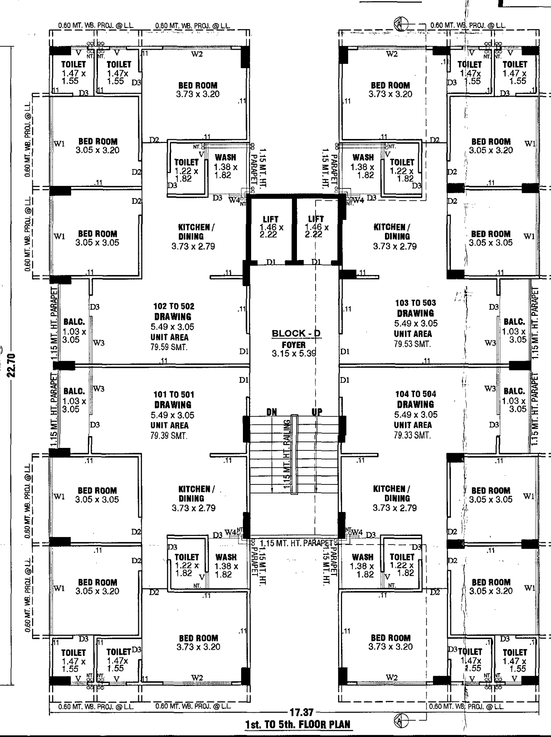

1st. TO 5th. FLOOR PLAN

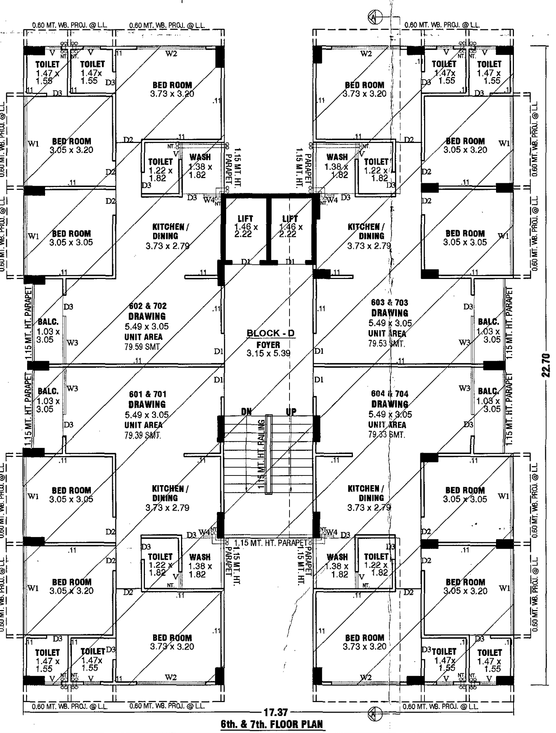

6th. & 7th. FLOOR PLAN

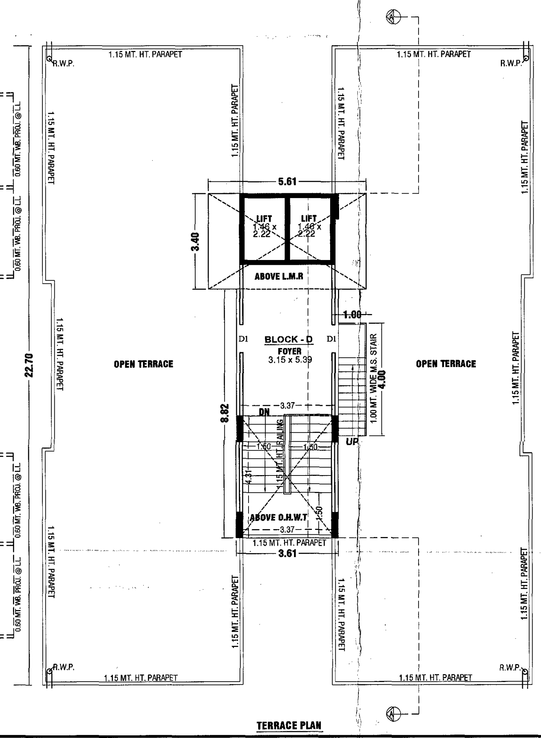

TERRACE PLAN

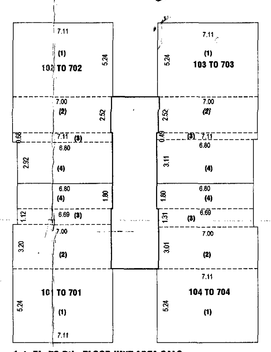

1st. FL. TO 7th. FLOOR UNIT AREA CALC.
SCALE :- 1 CM = 2 MT.

RESIDENTIAL AFFORDABLE HOUSING PROJECT — 6/12

PLAN SHOWING PROP. RESIDENCE + COMMERCIAL BUILDING ON SUR.NO:- 124/2, F.P.NO.:- 88/2, O.P NO:- 88/2, T.P.S. NO.:- 241 (NANA CHILODA), MOJE :- NANA CHILODA, TA.:- GHANDHINAGAR , DIST.:- GHANDHINAGAR.

SCALE : 1.00 CM = 1.00 MT — BLOCK : D

ZONE :- RESIDENCE- II — USE :- RESI. + COMMERCIAL

AREA TABLE — IN SQ. MTS.

FLOOR	USE	UNIT	FLOOR AREA	F.S.I AREA	BUILT UP
GROUND FL.	PARKING	—	—	—	357.60
1st. FLOOR	RESI.	04	317.84	317.84	357.60
2nd. FLOOR	RESI.	04	317.84	317.84	357.60
3rd. FLOOR	RESI.	04	317.84	317.84	357.60
4th. FLOOR	RESI.	04	317.84	317.84	357.60
5th. FLOOR	RESI.	04	317.84	317.84	357.60
6th. FLOOR	RESI.	04	317.84	317.84	357.60
7th. FLOOR	RESI.	04	317.84	317.84	357.60
STAIR CABIN	—	—	—	—	54.91
L.MR & O.H.W.T	—	—	—	—	33.59
TOTAL	RESI.	28	2224.88	2224.88	2949.30

SCHEDULE OF OPENING

DOOR		WINDOW/VENT			
D1	1.20 x 2.10	W1	1.66 x 2.10	V	0.60 x 2.10
D2	0.91 x 2.10	W2	1.62 x 1.20		
D3	0.84 x 2.10	W3	0.88 x 1.20		
D4	0.76 x 2.10				

R.C.C STAIR DETAIL

1.50 MT WIDTH
0.26 MT TREAD
0.19 MT RISER

COLOUR NOTE

PROP WORK — PATHWAY
PROP DRAINAGE

1 [illegible] 5 Ashok Patel
2 [illegible] 6 [illegible]
3 [illegible] 7 [illegible]
4 [illegible] 8 [illegible]

OWNER

MEHUL B. CHAUDHARY
AUDA/DEVLOPER LIC.NO.743
17,Jay Jagdish Society,
Navrangpura,Abad-380014
DEVELOPER

YOGESH P. PANCHAL
AUDA - LIC.NO.C.O.W.-I /00842
318+319,Goldcoast Complex
Nr.Panjarapole, S.P.Ring Road,
Vastral , Ahmedabad.
C.O.W.

YOGESH P. PANCHAL
AUDA ENG LIC.NO.752
318+319,Goldcoast Complex
Nr.Panjarapole, S.P.Ring Road,
Vastral , Ahmedabad.
ENGINEER

VIREN D. PAREKH
STRUCTURAL DESIGNER
Reg. No. AUDA/SD-I/289
402, Maulik Arcade,
Nr. mansi Cross Road,
Above Karnavati Pagarkha Bazar,
Vastrapur, Ahmedabad - 380 015
ST-ENGINEER

DISPATCH BY

Assistant Town Planner
Ahmedabad Urban Development Authority
Ahmedabad.

APPROVED
As amanded by Red (Colour) Subject to the condition as mentioned in this office Lotter PRM No. 2019/3/2019
Dated.....Note-Approved by C.E.A
. 6 JUL 2019 No 280

Senior Town Planner
Ahmedabad Urban Development Authority
Ahmedabad.

AUTHORITY

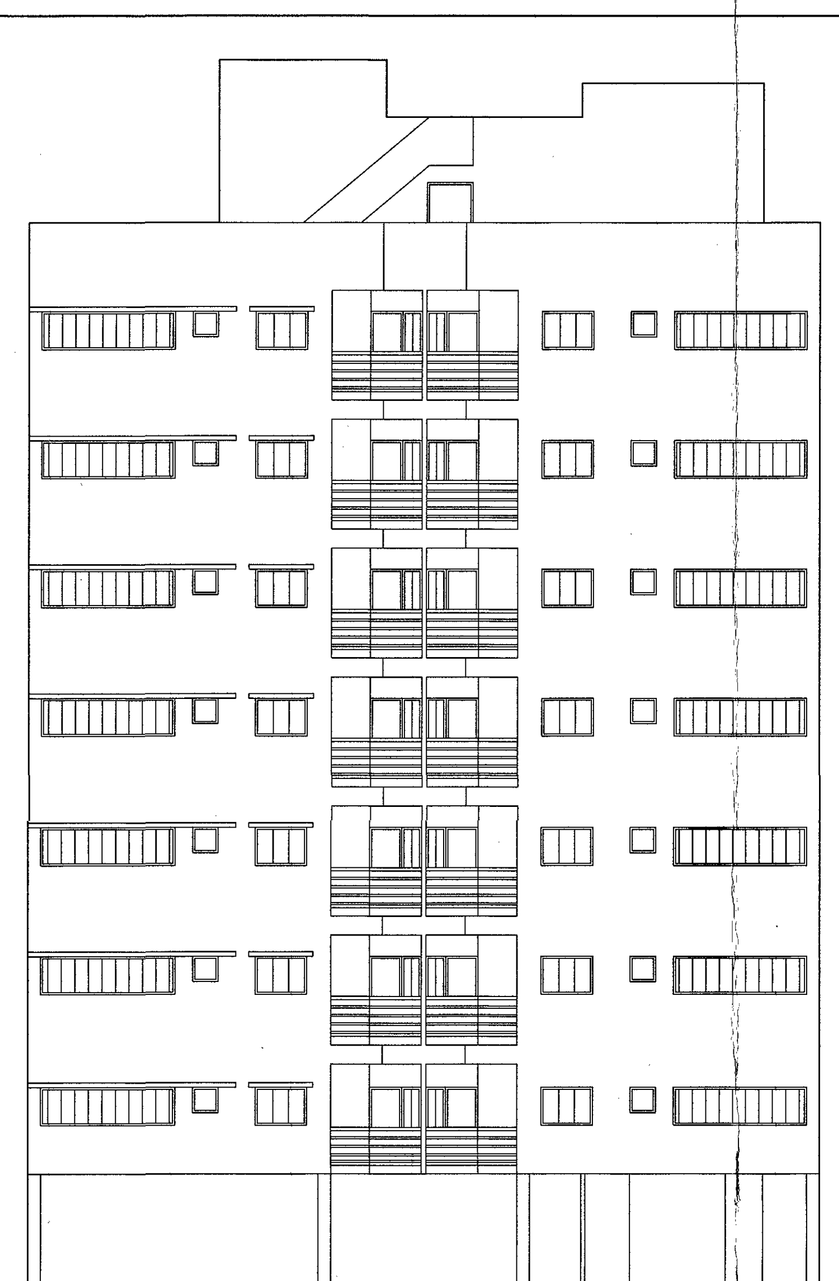

FRONT ELEVATION

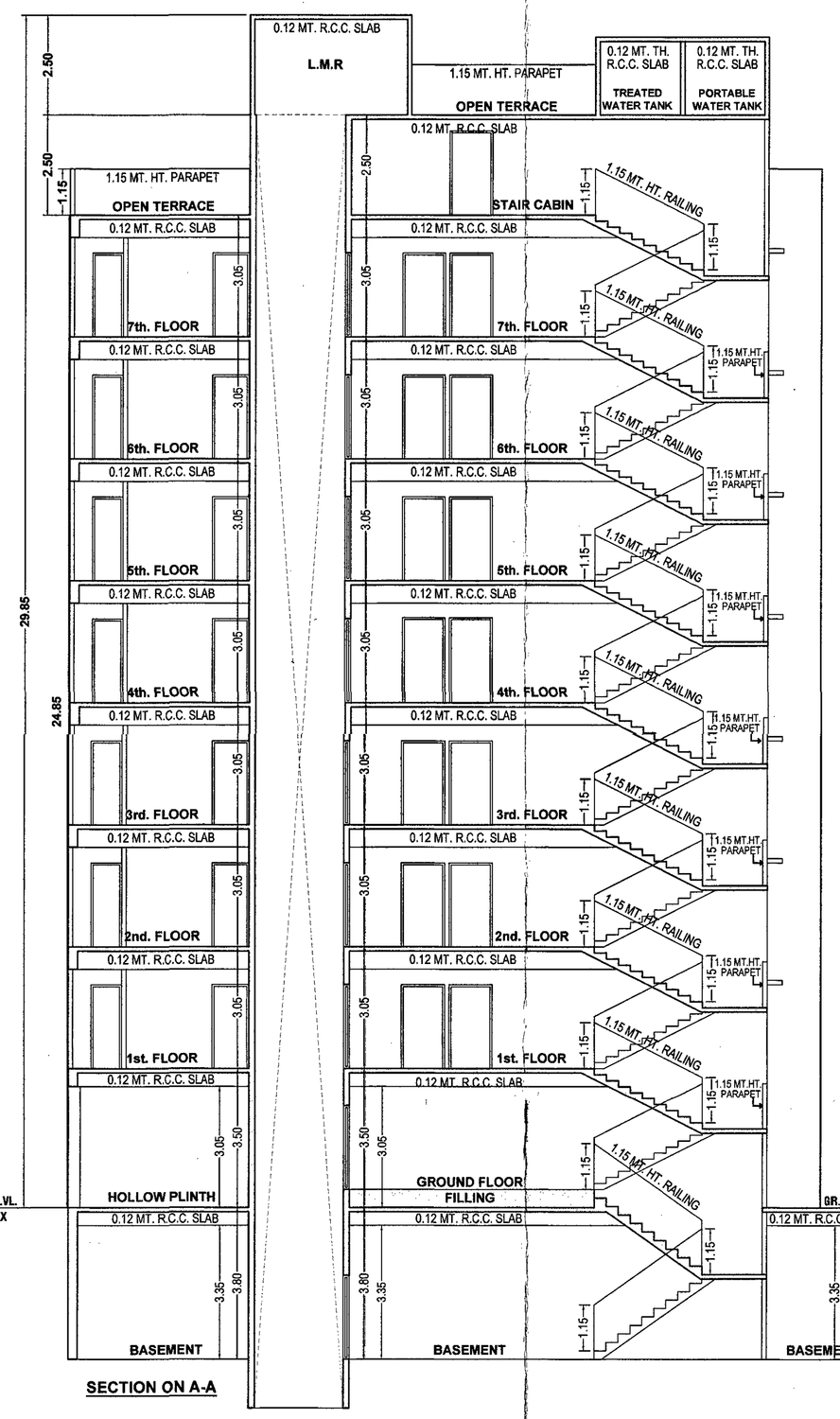

SECTION ON A-A

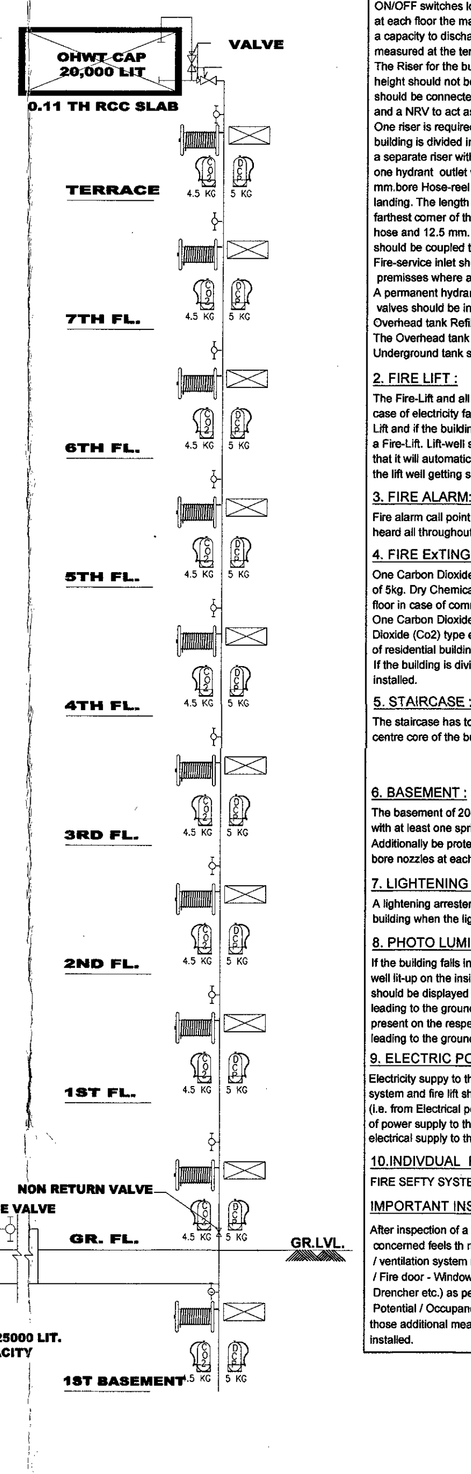

1. HYYDRANT SYSTEM:

ON/OFF switches located near the hose reel hose or hydrant outlet, at each floor the main FirePump at the underground water tank with a capacity to discharge 900 liters per minute at 3 bar. pressure as measured at the terrace level should be installed.
The Riser for fire buildings exceeding 18 meters and above 18 meters height should not be of less than 100 mm. internal diameter. The riser should be connected to the bottom of the terrace tank with a stop value and a NRV to act as a Down - comer.
One riser is required for every 1000sq. meters floor area and if the building is divided into, two or more parts then each part should have a separate riser with all the fittings at floor level. Each floor should have one hydrant outlet with a coupling for attaching a 63 mm.dia hose & 25 mm.bore Hose-reel hose with 8 mm. SS. Shut-off nozzle at each floor landing. The length of the hose reel hose should be enough to reach the farthest corner of the floor. Hose-box with 15 meters long 63mm. dia. hose and 12.5 mm. bore nozzle at alternate floors. The Hose-reel hose should be coupled to the Riser.
Fire-service inlet should be installed at a point near the entry to the premisses where a Fire service vehicle can approach easily.
A permanent hydrant point comprising of 63 mm.dia size 2nos of hydrant valves should be installed at the terrace level.
Overhead tank Refilling bypass connection should be done at the terrace level.
The Overhead tank shall be of a capacity of not less than 20,000 liters. The Underground tank shall be of not less than 1,00,000 liters.

2. FIRE LIFT :

The Fire-Lift and all the lifts should have a provision to ground automatically in case of electricity failure. Each building should have at least one lift as a Fire-Lift and if the building is divided into two or more parts then each should have a Fire-Lift. Lift-well should have blowers to pressurize the lift-well ed connected that it will automatically operate when alarm call point is operate, so that it prevents the lift well getting smoke logged.

3. FIRE ALARM:

Fire alarm call point to be installed at each floor with sounders capable of being heard all throughout the building.

4. FIRE ExTINGUISHERS

One Carbon Dioxide (CO2) type extinguisher of 4.5 kg. with ISI mark. and one extinguisher of 5kg. Dry Chemical Powder (DCP) type extinguisher with ISI mark to be installed on each-floor in case of commercial building
One Carbon Dioxide (CO2) type extinguisher of 4.5 kg. with ISI mark. OR Two Carbon Dioxide (Co2) type extinguisher of 2 kg. with ISI mark capacity on alternate floors in case of residential building.
If the building is divided into two or more parts then each part should have these extinguishers installed.

5. STAIRCASE :

The staircase has to be open from at least one or two sides but if the staircase is in the centre core of the buildings it has to be pressurized to prevent it from getting smoke logged.

6. BASEMENT :

The basement of 200 sq. meters or more should be protected with Automatic Sprinkler system with at least one sprinkler head for actual Car parking space.
Additionally be protected by a Hydrant outlet and two 25 mm. bore Hose-reel hoses with 8 mm. bore nozzles at each basement level.

7. LIGHTENING ARRESTER :

A lightening arrester should also be installed and be properly earthed to prevent damage to the building when the lightening strikes.

8. PHOTO LUMINESCENT (AUTO GLOW) SIGNAGES :

If the building falls in a confined area or if it has an enclosed staircase or is not well lit-up on the inside, then adequate photo luminescent (auto glow) signage's should be displayed at each floor / landing / pathway / dead-end along all exit routes leading to the ground level. The signage should indicate fire fighting, fire safety equipment present on the respective floor/landing/pathway/dead-end and along all exit routes leading to the ground level.

9. ELECTRIC POWER SUPPLY TO THE ENTIRE FIRE-SAFETY SYSTEM

Electricity suppy to the fire pump. fire alarm system, staircase pressurization system and fire lift should be made available from the main Electrical supply. (i.e. from Electrical power supply of the company) This is to ensure availability of power supply to the fire protection & Safety system even after the main electrical supply to the building is switched off at the time of fire.

10.INDIVDUAL FIRE SEFTY SYSTEM

FIRE SEFTY SYSTEM SHOULD BE PROVIDED IN IDIVDUAL SHOWROOM BY OWNER

IMPORTANT INSTRUCTIONS:

After inspection of a low-rise building by the fire service authority,If the fire officer concerned feels th need for additional fire prevention/protection measures / ventilation system required or equipment (i.e. - Passive system /Suppression system / Fire door - Window / Detection system / Active system / Sprinkler/ Drencher etc.) as per Fire load / Firerick / Public gathering. Potential / Occupancy / Confined area, those additional measures / equipment have to be implemented / installed.

UNIT BUILT UP AREA TABLE			
BLOCK - A			
FLOOR	FLAT/	UNIT BUILT UP AREA	
1st. FL.	101	56.40	225.98
	102	56.59	
	103	56.59	
	104	56.40	
2nd. FL.	201	56.40	225.98
	202	56.59	
	203	56.59	
	204	56.40	
3rd. FL.	301	56.40	225.98
	302	56.59	
	303	56.59	
	304	56.40	
4th. FL.	401	56.40	225.98
	402	56.59	
	403	56.59	
	404	56.40	
5th. FL.	501	56.40	225.98
	502	56.59	
	503	56.59	
	504	56.40	
6th. FL.	601	56.40	225.98
	602	56.59	
	603	56.59	
	604	56.40	
7th. FL.	701	56.40	225.98
	702	56.59	
	703	56.59	
	704	56.40	
TOTAL			1581.86

FLOOR	50 TO 65 SQ.MT. RESI. DWELING	
	RESI.	UNIT
GR.FL. (H.P.)	----	---
GR.FL. (S.P.)	----	---
1st.FL.	225.98	4
2nd.FL.	225.98	4
3rd.FL.	225.98	4
4th.FL.	225.98	4
5th.FL.	225.98	4
6th.FL.	225.98	4
7th.FL.	225.98	4
TOTAL	1581.86	28

B.UP AREA CALC. ON GR.FL. TO 7th. FLOOR	IN.SQ.MTS.
18.69 X 16.01 =	299.23
LESS :-	
(1) 1.33 X 5.61 X 2 =	14.92
(2) 3.16 X 3.15 =	9.95
(3) 1.95 X 1.64 X 2 =	6.40
TOTAL =	31.27
BUILT UP AREA ON GR.FL. TO 7th. FL. (229.23 - 31.27)	= 267.96

B.UP AREA CALC. ON STAIR CABIN	IN.SQ.MTS.
8.93 x 3.61 =	32.24
3.94 x 5.61 =	22.10
4.00 X 1.00 =	4.00
TOTAL =	58.34
BUILT UP AREA ON STAIR CABIN	= 58.34

B.UP AREA CALC. ON LIFT MACHINE ROOM & O.H.W.T	IN.SQ.MTS.
4.31 X 3.37 =	14.52
3.94 X 5.61 =	22.10
TOTAL =	36.62
BUILT UP AREA ON L.M.R & O.H.W.T	= 36.62

UNIT B.UP AREA CALC. FOR EACH UNIT	
BLOCK : E 1st. TO 7th. FL.	SQ.MT.
UNIT NO. :- 101 TO 701 & 104 TO 704	
(1) 8.37 x 5.20 =	43.52
(2) 0.98 x 4.79 =	4.69
(3) 4.31 x 1.12 =	4.83
(4) 2.73 x 1.23 =	3.36
TOTAL =	56.40
UNIT NO. :- 102 TO 702 & 103 TO 703	
(1) 8.37 x 5.20 =	43.52
(2) 0.98 x 4.79 =	4.69
(3) 1.36 x 1.23 =	1.67
(4) 2.52 x 1.12 =	2.82
(5) 3.16 x 1.23 =	3.89
TOTAL =	56.59

ખાસ સરત :
ફિક્સ પગથારની મેળવેલ બાંધકામ બાબતે જુદા જુદા તાબાની ખોદાણ પ્લીન્થ લેવલ (સ્લાબ ડોરેક) લેબલ લેવલે ચોકસ તકેદી તરફની સ્થળ નિરીક્ષણ કરવી તાબાધારા પરિસ્થિતિમાં બદલાણી કરવી જે તે બાંધકામ અપાયેલ પ્લિન્થ પત્રકની જુરવાણું છે. તે પત્રકવાળું પ્રમાણપત્ર રીન્યુઅલ દરમ્યાન તાબાધારાનું બાંધકામ કરવાનું રહેશે.

ખાસ સરત :
તકતામાં સૂચવવામાં આવેલ ઠામમાં પ્લોટોનો ડબ્બો જ્યાં સુધી સદર જમીનની માલિકી સોસાયટી એસોસીએશનની ન થાય ત્યાં સુધી ઓમલ પ્લોટોનો ડબ્બો / માલિકી સભાસંડળની રહેશે.

ખાસ સરત
મંજુર કરેલ નકશાઓની નકલનો ૧ સેટ સ્થળ પર પ્રસિધ્ધ કરવાનો રહેશે

ખાસ નોંધ :
ફ્રેશ વેસ્ટ-અશુદ્ધિ નેબર સેપ્ટીક ટેંક તથા સાઇટ ની સાઇજ તથા સંખ્યા એનાલ્સ બિલ્ડીંગ કોડ (સાઇ.એન.બી.સી.) તથા સિવિલ એન્જીનીયરીંગ કેન્ટ બુક ધારાધોરણના સુચવ્ય રચાયાનાં આવેલ છે તે અનુસાર સ્થળપર જરૂરિત માલિકે સ્થળાવર બાંધકામ કરવાનું રહેશે.

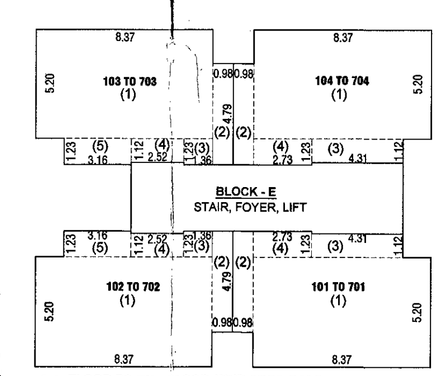

1st. FLOOR TO 7th. FLOOR UNIT AREA CALC.
SCALE :- 1 CM = 2 MT.

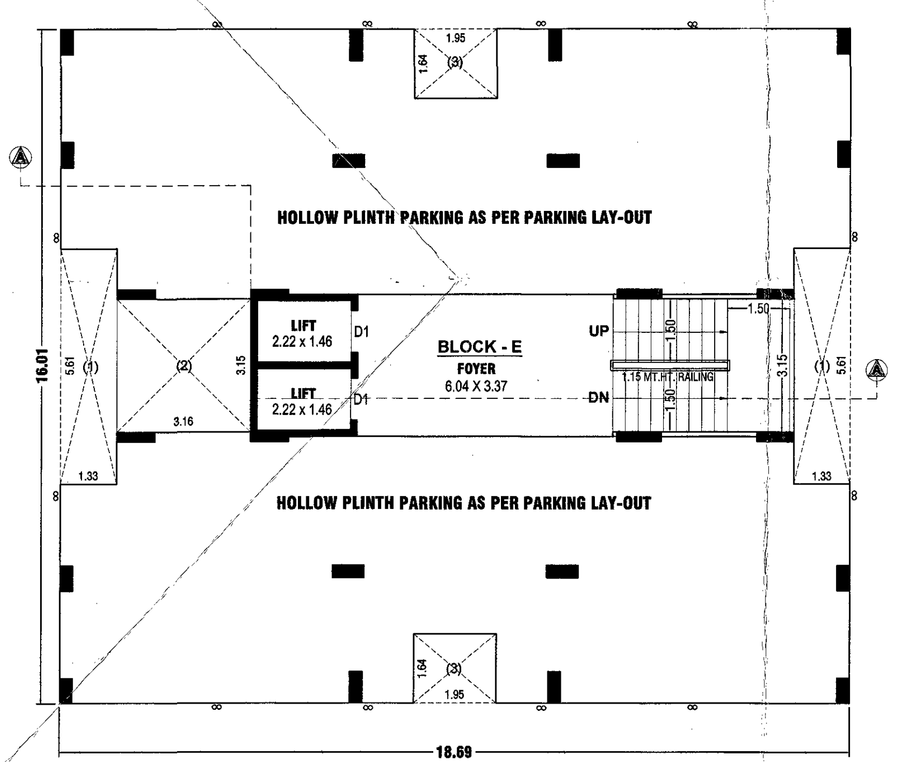

HOLLOW PLINTH PLAN

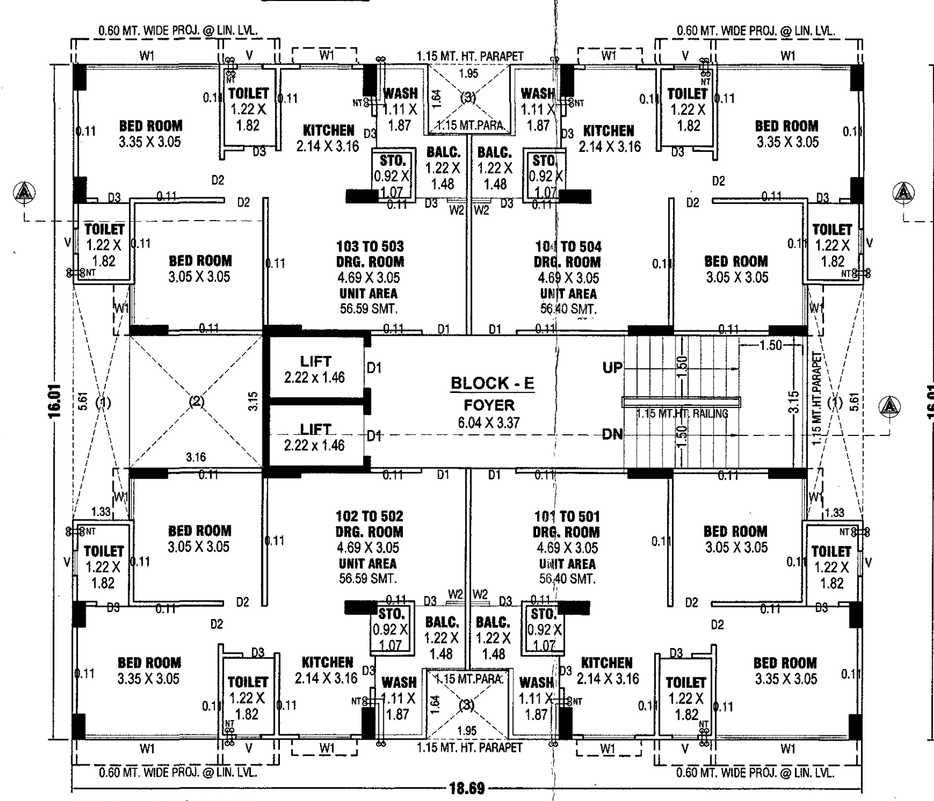

TYPICAL FLOOR PLAN
(1st. FLOOR TO 5th. FLOOR)

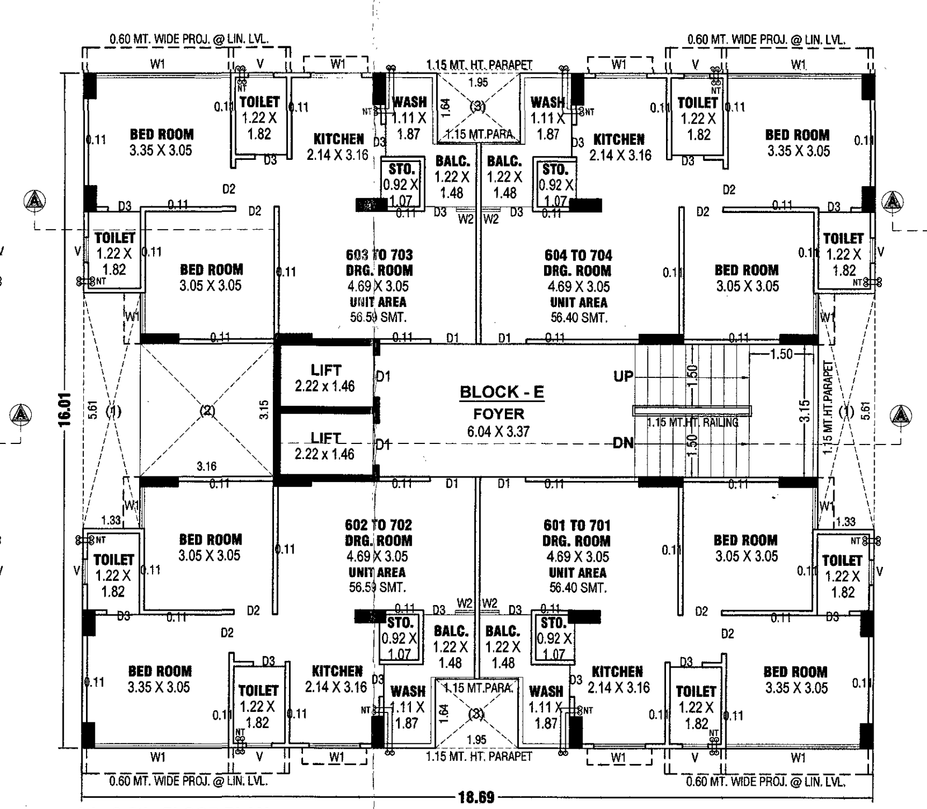

6th. & 7th. FLOOR PLAN

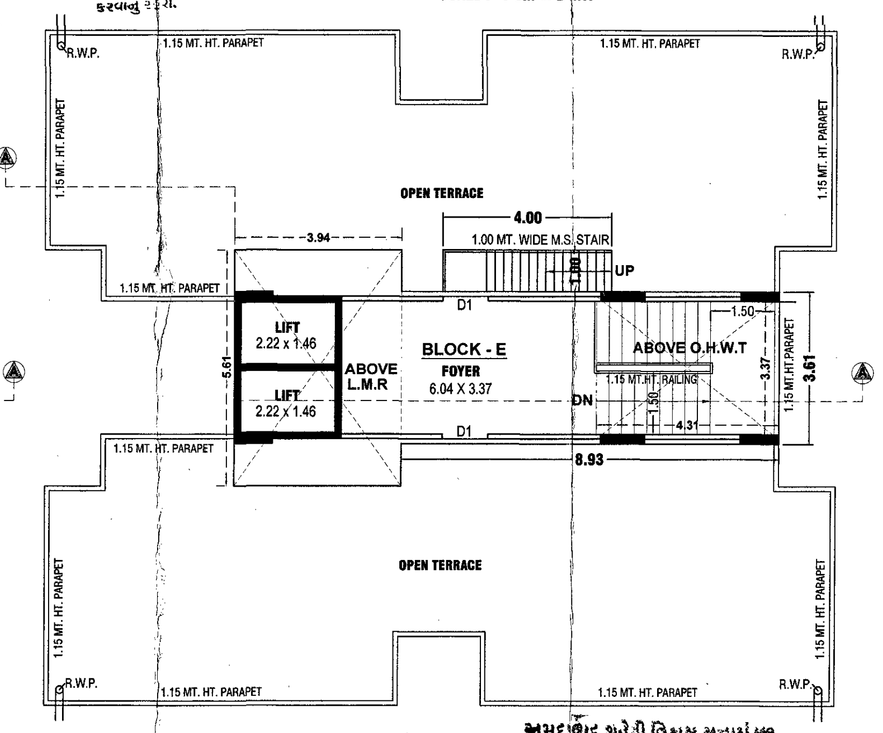

TERRACE PLAN

અમદાવાદ શહેરી વિકાસ સત્તામંડળ
જી.એ.ડી.એ.
કરાવેલ છે.
મંજુરી સ્ટે / કલાર્ક

RESIDENTIAL AFFORDABLE HOUSING PROJECT — 7/12

PLAN SHOWING PROP. RESIDENCE + COMMERCIAL BUILDING ON SUR.NO:- 124/2, F.P.NO.:- 88/2, O.P NO:- 88/2, T.P.S. NO.:- 241 (NANA CHILODA), MOJE :- NANA CHILODA, TA.:- GHANDHINAGAR , DIST.:- GHANDHINAGAR.

SCALE : 1.00 CM = 1.00 MT — BLOCK : E

ZONE :- RESIDENCE- II — USE :- RESI. + COMMERCIAL

AREA TABLE — IN SQ. MTS.

FLOOR	USE	UNIT	FLOOR AREA	F.S.I AREA	BUILT UP
GROUND (H.P)	PARKING	00	------	------	267.96
1st. FLOOR	RESI.	04	225.98	225.98	267.96
2nd. FLOOR	RESI.	04	225.98	225.98	267.96
3rd. FLOOR	RESI.	04	225.98	225.98	267.96
4th. FLOOR	RESI.	04	225.98	225.98	267.96
5th. FLOOR	RESI.	04	225.98	225.98	267.96
6th. FLOOR	RESI.	04	225.98	225.98	267.96
7th. FLOOR	RESI.	04	225.98	225.98	267.96
STAIR CABIN	-----	-----	-----	-----	58.34
L.MR & O.H.W.T	-----	-----	-----	-----	36.62
TOTAL	-----	28	1581.86	1581.86	2238.64

SCHEDULE OF OPENING

DOOR	WINDOW/VENT			
1.20 x 2.10	W1	1.65 x 2.10	V	0.60 x 2.10
0.91 x 2.10	W2	1.52 x 1.20		
0.84 x 2.10	W3	0.88 x 1.20		
0.76 x 2.10				

R.C.C STAIR DETAIL

1.50 MT WIDTH
0.25 MT TREAD
0.19 MT RISER

COLOUR NOTE

PROP WORK — PATHWAY
PROP DRAINAGE

OWNER

1 G.J.Patel
2 મહેશ રમણભાઈ પટેલ
3 Ashok Patel
4 D.Patel
5 Ashok Patel
6 Bhalala
7 મહેશ માનજી સોલંકી
8 Gaurang Patel

DEVELOPER

MEHUL D. CHAUDHARY
AUDA/DEVLOPER LIC.NO.743
17,Jay Jagdish Society,
Navrangpura,A'bad-380014

C.O.W.

YOGESH P. PANCHAL
AUDA - LIC.NO.C.O.W.-I /00842
318+319,Goldcoast Complex
Nr.Panjarapole, S.P.Ring Road,
Vastral , Ahmedabad.

ENGINEER

YOGESH P. PANCHAL
AUDA ENG LIC.NO.752
318+319,Goldcoast Complex
Nr.Panjarapole, S.P.Ring Road,
Vastral , Ahmedabad.

ST-ENGINEER

VIREN D. PAREKH
STRUCTURAL DESIGNER
Reg. No. AUDA/SD-I/289
402, Maulik Arcade,
Nr. mansi Cross Road,
Above Karnavati Pagarkha Bazar,
Vastrapur, Ahmedabad - 380 015

ખાસ સરત
તા..... ના રોજ માલિક ઓર્ગેનાઈઝ આર્કિટેક્ટ તથા સ્ટ્રકચરલ એન્જીનીયરે આપેલ ડાહેધારી પત્રમાં દર્શાવેલ તમામ શરતોનું ચુસ્તપણે પાલન કરવાનું રહેશે.

Owner is fully responsible For open marginal Space and road line Portion.

The p.....on is valid only in the DP/TPS remains unaltered and further that the permission shall stand revoked as soon as there is change in DP/TPS with reference to the Land under reference.

Final Plan boundary and allotment of final plot is Subject to Verification by Town Planning Officer

APPROVED
As amanded by Red (Colour) Subject to the condition as mentioned in this office Letter PRM No.....
Dated.....
Note Approved by C.E.A
6 JUL 2019 No 280

DISPATCH BY

AUTHORITY

Assistant Town Planner
Ahmedabad Urban Development Authority
Ahmedabad.

Senior Town Planner
Ahmedabad Urban Development Authority
Ahmedabad.

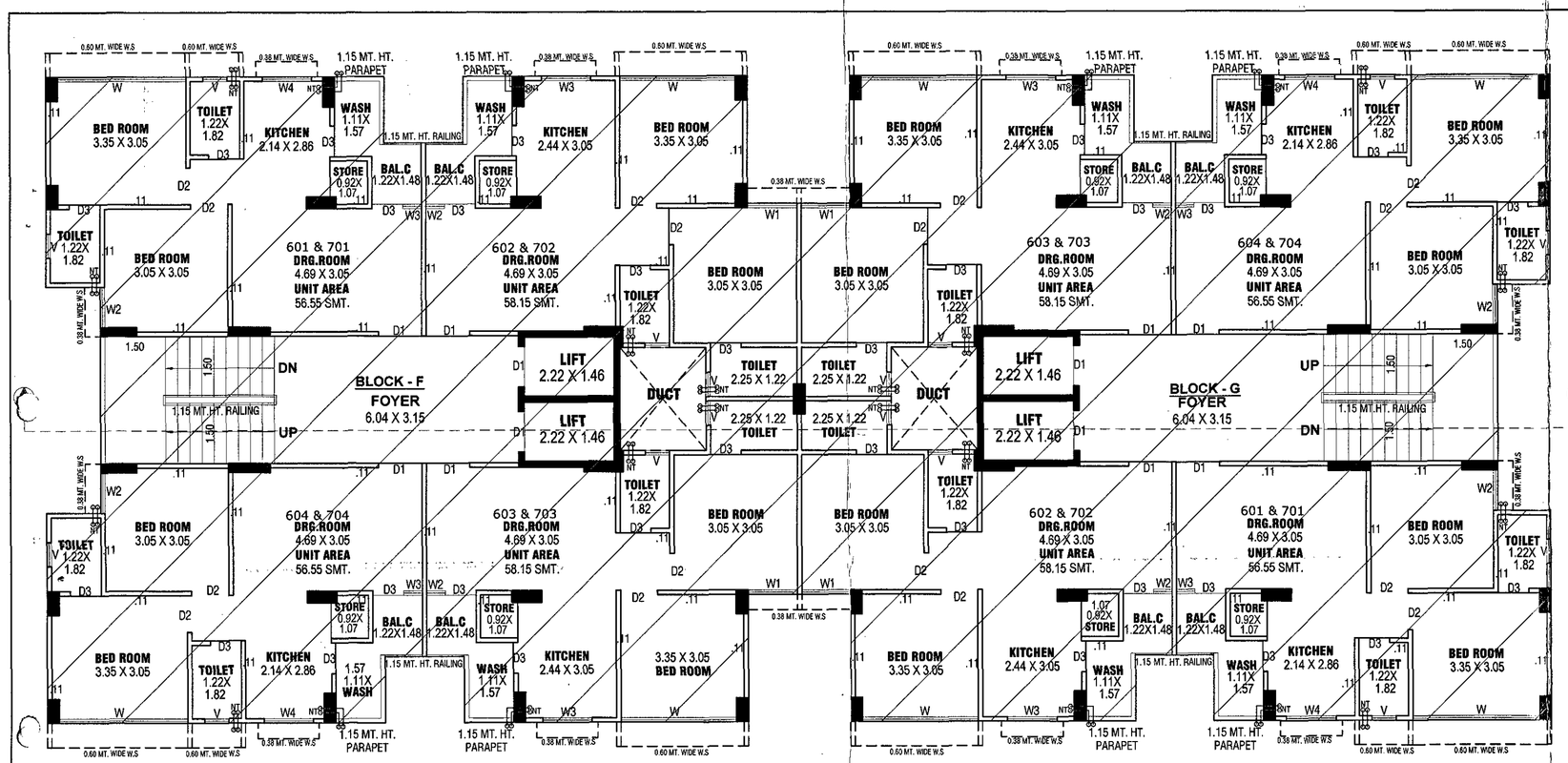

6th. & 7th FL. PLAN

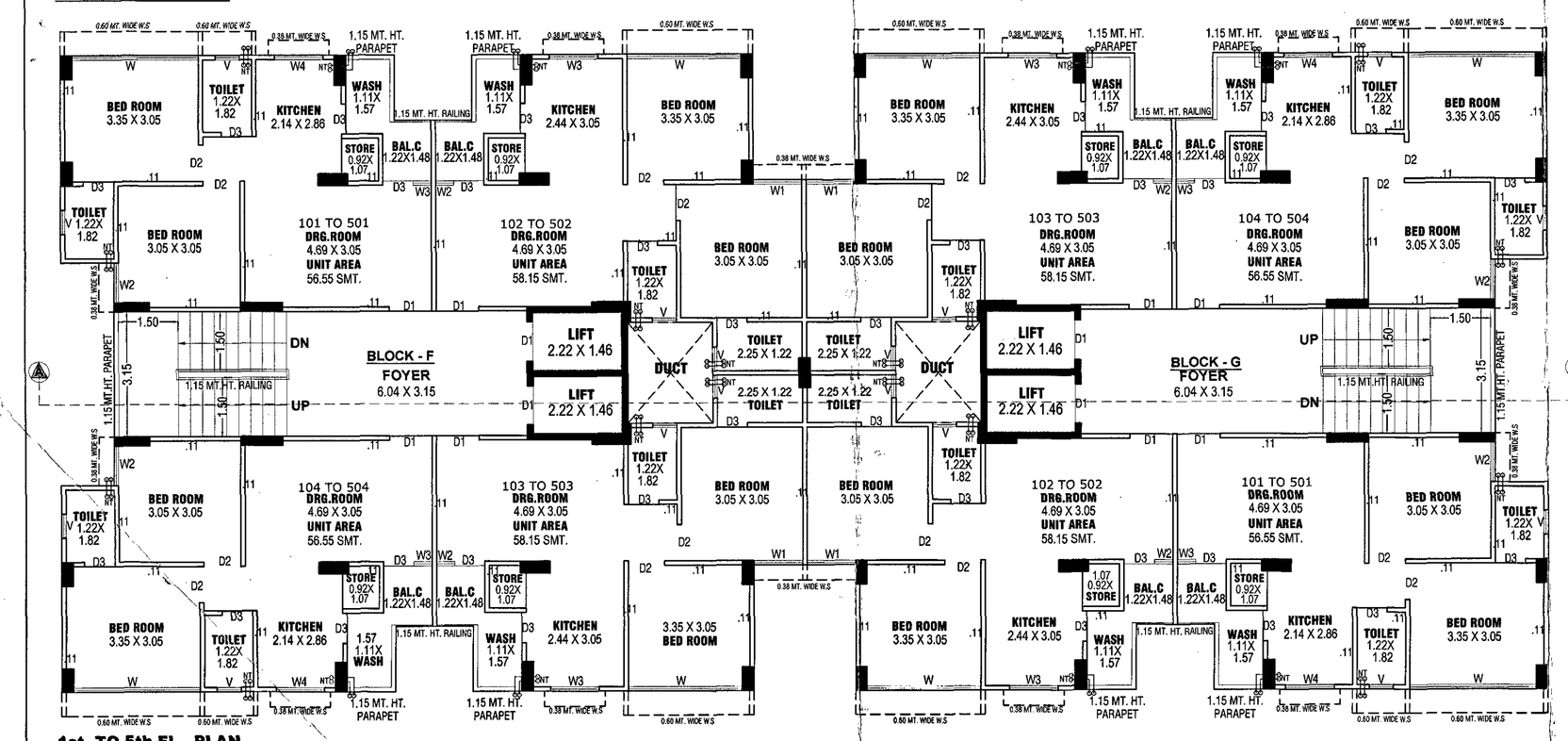

1st. TO 5th FL. PLAN

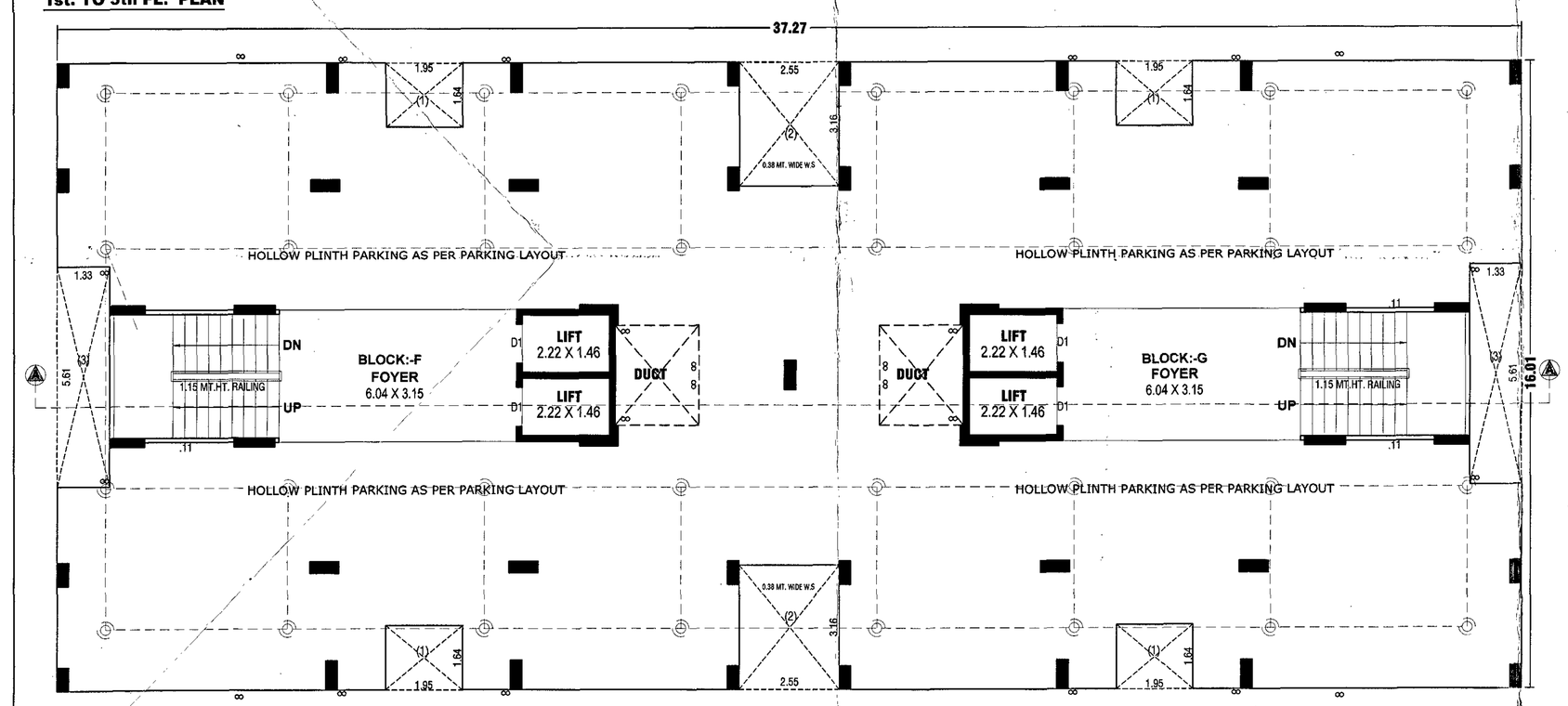

GROUND FLOOR PLAN

અમદાવાદ મેટ્રો વિકાસ સત્તામંડળ
ફોર્મ-૩ કરાવવો છે.
સહી
આર્કીટેક્ટ / ઇન્જીનીયર

UNIT BUILT UP AREA TABLE			
BLOCK - F			
FLOOR	FLAT	AREA	F.S.I.
1st. FL.	101 102 103 104	56.55 58.15 58.15 56.55	229.40
2nd. FL.	201 202 203 204	56.55 58.15 58.15 56.55	229.40
3rd. FL.	301 302 303 304	56.55 58.15 58.15 56.55	229.40
4th. FL.	401 402 403 404	56.55 58.15 58.15 56.55	229.40
5th. FL.	501 502 503 504	56.55 58.15 58.15 56.55	229.40
6th. FL.	601 602 603 604	56.55 58.15 58.15 56.55	229.40
7th. FL.	701 702 703 704	56.55 58.15 58.15 56.55	229.40
TOTAL			1605.80

UNIT BUILT UP AREA TABLE			
BLOCK - G			
FLOOR	FLAT	AREA	F.S.I.
1st. FL.	101 102 103 104	56.55 58.15 58.15 56.55	229.40
2nd. FL.	201 202 203 204	56.55 58.15 58.15 56.55	229.40
3rd. FL.	301 302 303 304	56.55 58.15 58.15 56.55	229.40
4th. FL.	401 402 403 404	56.55 58.15 58.15 56.55	229.40
5th. FL.	501 502 503 504	56.55 58.15 58.15 56.55	229.40
6th. FL.	601 602 603 604	56.55 58.15 58.15 56.55	229.40
7th. FL.	701 702 703 704	56.55 58.15 58.15 56.55	229.40
TOTAL			1605.80

FLOOR	50 TO 66 SQ.MT. RESI. DWELING	
	RESI.	UNIT
1st.FL.	458.80	8
2nd.FL.	458.80	8
3rd.FL.	458.80	8
4th.FL.	458.80	8
5th.FL.	458.80	8
6th.FL.	458.80	8
7th.FL.	458.80	8
TOTAL	3211.60	56

UNIT BUILT UP AREA TABLE				
BLOCK - F+G				
FLOOR	FLAT	BL.-F	BL.-G	TOTAL
1st. FL.	101 102 103 104	229.40	229.40	458.80
2nd. FL.	201 202 203 204	229.40	229.40	458.80
3rd. FL.	301 302 303 304	229.40	229.40	458.80
4th. FL.	401 402 403 404	229.40	229.40	458.80
5th. FL.	501 502 503 504	229.40	229.40	458.80
6th. FL.	601 602 603 604	229.40	229.40	458.80
7th. FL.	701 702 703 704	229.40	229.40	458.80
TOTAL		1605.80	1605.80	3211.60

B.UP AREA CALC. ON GR. to 7th. FL. PLAN — IN.SQ.MTS.

LESS:- 37.27 X 16.01 = 596.69
(1) 1.95 X 1.64 X 4 = 12.79
(2) 2.55 X 3.16 X 2 = 16.12
(3) 1.33 X 5.61 X 2 = 14.92
TOTAL LESS = 43.83
B.UP AREA CALC. ON GR. FL. (596.69 - 43.83) = 552.86 SQ.MTS

B.UP AREA CALC. ON STAIR CABIN — IN.SQ.MTS.

4.00 X 1.00 X 2 = 8.00
9.23 X 3.61 X 2 = 66.64
3.72 X 5.77 X 2 = 42.93
TOTAL = 117.57
STAIR CABIN = 117.57 SQ.MTS

BUILT UP AREA CALC. — IN.SQ.MTS.
O.H.W.T. & L.M.R.
4.31 X 3.61 X 2 = 31.12
3.72 X 5.77 X 2 = 42.93
TOTAL = 74.05
NET BUILT UP AREA O.H.W.T. & L.M.R = 74.05

UNIT B.UP AREA CALC. FOR EACH UNIT
BLOCK:- F 1st. TO 7th. FL. RESI. (IN SQ.MT.)

UNIT NO.: 101 TO 701 & 104 TO 704
(1) 1.33 X 5.20 = 6.92
(2) 1.61 X 6.43 = 10.35
(3) 2.70 X 6.32 = 17.04
(4) 2.73 X 6.43 = 17.55
(5) 0.98 X 4.79 = 4.69
TOTAL = 56.55 SQ.MT.

UNIT NO.: 102 TO 702 & 103 TO 703
(1) 0.98 X 4.79 = 4.69
(2) 1.36 X 6.43 = 8.74
(3) 2.52 X 6.32 = 15.93
(4) 3.16 X 3.16 = 9.99
(5) 2.13 X 3.57 = 7.60
(6) 2.31 X 4.85 = 11.20
TOTAL = 58.15 SQ.MT.

UNIT B.UP AREA CALC. FOR EACH UNIT
BLOCK:- G 1st. TO 7th. FL. RESI. (IN SQ.MT.)

UNIT NO.: 101 TO 701 & 104 TO 704
(1) 1.33 X 5.20 = 6.92
(2) 1.61 X 6.43 = 10.35
(3) 2.70 X 6.32 = 17.04
(4) 2.73 X 6.43 = 17.55
(5) 0.98 X 4.79 = 4.69
TOTAL = 56.55 SQ.MT.

UNIT NO.: 102 TO 702 & 103 TO 703
(1) 0.98 X 4.79 = 4.69
(2) 1.36 X 6.43 = 8.74
(3) 2.52 X 6.32 = 15.93
(4) 3.16 X 3.16 = 9.99
(5) 2.13 X 3.57 = 7.60
(6) 2.31 X 4.85 = 11.20
TOTAL = 58.15 SQ.MT.

RESIDENTIAL AFFORDABLE HOUSING PROJECT — 8/12

PLAN SHOWING PROP. RESIDENCE + COMMERCIAL BUILDING ON SUR.NO:- 124/2, F.P.NO.:- 88/2, O.P NO:- 88/2, T.P.S. NO.:- 241 (NANA CHILODA), MOJE :- NANA CHILODA, TA.:- GHANDHINAGAR , DIST.:- GHANDHINAGAR.

SCALE : 1.00 CM = 1.00 MT — **BLOCK : F+G**

ZONE : RESIDENCE - II

USE : RESIDENCE & COMMERCIAL

FLOOR	USE	UNIT	FL.AREA	F.S.I AREA	B.UP AREA
GR.FL.	PARKING	-----	-----	-------	552.86
1st.FL.	RESI.	08	458.80	458.80	552.86
2nd.FL.	RESI.	08	458.80	458.80	552.86
3rd.FL.	RESI.	08	458.80	458.80	552.86
4th.FL.	RESI.	08	458.80	458.80	552.86
5th.FL.	RESI.	08	458.80	458.80	552.86
6th.FL.	RESI.	08	458.80	458.80	552.86
7th.FL.	RESI.	08	458.80	458.80	552.86
STAIR CABIN	----	---	---	---	117.57
L.M.R. & O.H.W.T.	----	---	---	---	74.05
TOTAL	RESI.	56	3211.60	3211.60	4614.50

SCHEDULE OF OPENING

DOOR	WINDOW & VENTILATION	
D1 = 1.05 x 2.10 D2 = 0.90 x 2.10 D3 = 0.75 x 2.10	W1 = 1.20 x 1.20 W2 = 0.70 x 1.20	V = 0.60 x 0.60

R.C.C STAIR DETAIL

1.50 MT	WIDTH
0.30 MT	TREAD
0.17 MT	RISER

SCHEDULE OF OPENING

PROP WORK — PROP DRAINAGE — PATH WAY

OWNER

1 હિતેશભાઈ
2 મનસુખ રણછોડભાઈ પટેલ
3 Apna Ashram
4 D.P.Patel
5 Ashok Patel
6 [illegible]
7 નરેશ માધવ સોનગરા
8 ચંદુભાઈ કુ. પટેલ

MEHUL B. CHAUDHARY
AUDA/DEVELOPER LIC.NO.743
17,Jay Jagdish Society,
Navrangpura,A'bad-380014
DEVELOPER

YOGESH P. PANCHAL
AUDA - LIC.NO.C.O.W.-I /00842
318+319,Goldcoast Complex
Nr.Panjarapole, S.P.Ring Road,
Vastral , Ahmedabad.
ST-ENGINEER

YOGESH P. PANCHAL
AUDA ENG LIC.NO.752
318+319,Goldcoast Complex
Nr.Panjarapole, S.P.Ring Road,
Vastral , Ahmedabad.
ENGINEER

VIREN D. PAREKH
STRUCTURAL DESIGNER
Reg. No. AUDA/SD-I/289
402, Maulik Arcade,
Nr. mansi Cross Road,
Above Karnavati Pagarkha Bazar,
Vastrapur, Ahmedabad - 380 015
C.O.W.

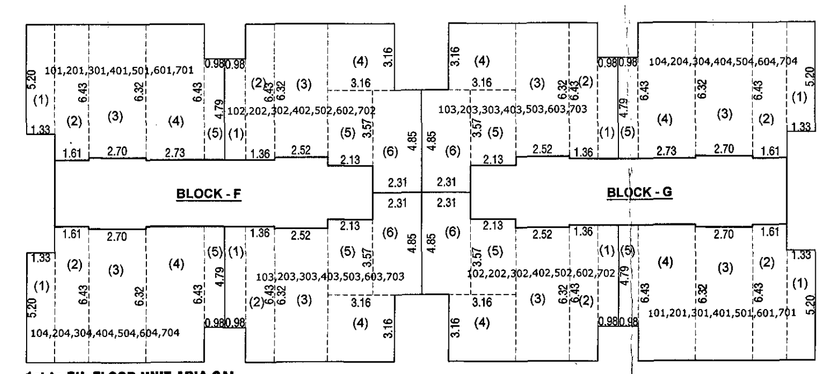

1st to 7th FLOOR UNIT ARIA CAL.

SCALE :- 1 CM = 2 MT.

ખાસ નોંધ :
ફેબ્રેજ કે-આઈટી ટેમ્પર સેટીક ટેક તથા સાઈટ ની સાઈજ તથા સંખ્યા જોગવાઈ બિલ્ડીંગ કોડ (આઈ.એસ.-૨૪૭૦) તથા વિઝવલ એન્જીનીયરીંગ ઈન્ક દ્વારા બાંધકામ-બનતા મુજબ રાખવામાં આવેલ છે તે અનુસાર અસ્તરદાર જમીન માલિકે સ્થાપત્ય બાંધકામ કરવાનું રહેશે.

ખાસ સૂચના :
નકશામાં સૂચવવામાં આવેલ તમામ પ્લોટની કબ્જો જ્યાં સુધી અત્ર જમીનની માલિકી સોસાયટી કોમોનવેલ્થની ન થાય ત્યાં સુધી કોમન પ્લોટનાં કબ્જો ફ માલિકી સત્તામંડળમાં રહેશે.

ખાસ સરત :
વિકાસ પરવાનગી મેળવેલ બાંધકામ બાદમાં જુદા જુદા તબક્કે ખોદાણ પીનેન સેલ (તથા કોર) સ્લેબ લેવલે સીમ ક્રોસી તરફથી સ્થળ નિરીક્ષણ કરવી ત્યારબાદ પરિસ્થિતિનો ધ્યાનથી કરવી જે તે મતલબનું પ્રમાણપત્ર વિકાસ પરવાનગી મુજબનું છે. તે મતલબનું પ્રમાણપત્ર મેળવ્યા બાદજ આગળના તબક્કાનું બાંધકામ કરવાનું રહેશે.

ખાસ સરત
તા..... ના રોજ માલિક ઓર્ગેનાઈઝ આર્કીટેક્ટ તથા સ્ટ્રકચરલ એન્જીનીયરે આપેલ બાંહેધરી પત્રમાં દર્શાવેલ તમામ શરતોનું ચુસ્તપણે પાલન કરવાનું રહેશે.

ખાસ શરત
મંજુર થયેલ નકશાઓની નકલનો ૧ સેટ સ્થળ પર પ્રસિધ્ધ કરવાની રહેશે

— ખાસ શરત —
બાંધકામ ફક્ત તથા માત્ર બાંધકામ ના હેતુસર. જો કરતાં પહેલા નિયમાનુસાર અગાઉથી મંજુરીના સમયસર પ્રમાણપત્ર મેળવવાનાં રહેશે.

The permission is valid only in the DP/TPS remains unaltered and further that the permission shall stand revoked as soon as there is change in DP/TPS with reference to the land under reference.

Owner is fully responsible For open marginal Space and road line Portion.

Final Plan boundary and allotment of final plot is Subject to Veriation by Town Planning Officer

AHMEDABAD URBAN DEVELOPMENT AUTHORITY AHMEDABAD
DISPATCH BY

APPROVED
As amanded by Red (Colour) Subject to the condition as mentioned in this office Letter PRM No. 161132019
Dated.....
Note Approved by C.E.O.

16 JUL 2019 No 2801

Assistant Town Planner
Ahmedabad Urban Development Authority
Ahmedabad.

Senior Town Planner
Ahmedabad Urban Development Authority
Ahmedabad.

AUTHORITY

FLOOR	50 TO 66 SQ.MT. RESI. DWELING	
	RESI.	UNIT
1st.FL.	255.02	4
2nd.FL.	255.02	4
3rd.FL.	255.02	4
4th.FL.	255.02	4
5th.FL.	255.02	4
6th.FL.	255.02	4
7th.FL.	255.02	4
TOTAL	1785.14	28

F.S.I. AREA TABLE		
BL.-H	BL.-I	TOTAL
127.51	127.51	255.02
127.51	127.51	255.02
127.51	127.51	255.02
127.51	127.51	255.02
127.51	127.51	255.02
127.51	127.51	255.02
127.51	127.51	255.02
892.51	892.51	1785.14

UNIT BUILT UP AREA TABLE

BLOCK - I

FLOOR	FLAT	UNIT BUILT UP AREA	
1st. FL.	101 102	63.12 64.39	127.51
2nd. FL.	201 202	63.12 64.39	127.51
3rd. FL.	301 302	63.12 64.39	127.51
4th. FL.	401 402	63.12 64.39	127.51
5th. FL.	501 502	63.12 64.39	127.51
6th. FL.	601 602	63.12 64.39	127.51
7th. FL.	701 702	63.12 64.39	127.51
TOTAL			892.57

UNIT BUILT UP AREA TABLE

BLOCK - H

FLOOR	FLAT	UNIT BUILT UP AREA	
1st. FL.	101 102	64.39 63.12	127.51
2nd. FL.	201 202	64.39 63.12	127.51
3rd. FL.	301 302	64.39 63.12	127.51
4th. FL.	401 402	64.39 63.12	127.51
5th. FL.	501 502	64.39 63.12	127.51
6th. FL.	601 602	64.39 63.12	127.51
7th. FL.	701 702	64.39 63.12	127.51
TOTAL			892.57

UNIT B.UP AREA CALC. FOR EACH UNIT

BLOCK:- I 1st.TO 7th.FL. (IN SQ.MT.)

UNIT NO.: 101 to 701

(1) 4.31 x 5.52 = 23.79
(2) 0.98 x 5.63 = 5.51
(3) 1.02 x 4.97 = 5.07
(4) 2.46 x 6.29 = 15.47
(5) 1.00 x 6.40 = 6.40
(6) 1.33 x 5.17 = 6.88

TOTAL = 63.12 SQ.MT.

UNIT NO.: 102 to 702

(1) 4.31 x 5.57 = 24.01
(2) 2.00 x 5.68 = 11.36
(3) 2.46 x 6.35 = 15.62
(4) 1.00 x 6.46 = 6.46
(5) 1.33 x 5.22 = 6.94

TOTAL = 64.39 SQ.MT.

UNIT B.UP AREA CALC. FOR EACH UNIT

BLOCK:- H 1st.TO 7th.FL. (IN SQ.MT.)

UNIT NO.: 101 to 701

(1) 4.31 x 5.57 = 24.01
(2) 2.00 x 5.68 = 11.36
(3) 2.46 x 6.35 = 15.62
(4) 1.00 x 6.46 = 6.46
(5) 1.33 x 5.22 = 6.94

TOTAL = 64.39 SQ.MT.

UNIT NO.: 102 to 702

(1) 4.31 x 5.52 = 23.79
(2) 0.98 x 5.63 = 5.51
(3) 1.02 x 4.97 = 5.07
(4) 2.46 x 6.29 = 15.47
(5) 1.00 x 6.40 = 6.40
(6) 1.33 x 5.17 = 6.88

TOTAL = 63.12 SQ.MT.

B.UP AREA CALC. ON GR. TO 7th. FL. IN.SQ.MTS.

LESS:- 11.10 x 28.92 = 321.02
(1) 1.00 x 1.60 x 2 = 3.20
(2) 1.33 x 4.08 x 2 = 10.85
TOTAL LESS = 14.05

B.UP AREA CALC. ON GR. TO 7th. FL.
(321.02 - 14.05) = 306.97 SQ.MTS

B.UP AREA CALC. ON STAIR CABIN IN.SQ.MTS.

8.77 x 4.80 x 2 = 84.19

LESS:-
(1) 5.31 x 0.31 x 2 = 3.29
(2) 3.46 x 0.58 x 2 = 4.01
(3) 1.71 x 0.88 x 2 = 3.01
TOTAL LESS = 10.31

STAIR CABIN
(84.19 - 10.31) = 73.88 SQ.MTS

BUILT UP AREA CALC. IN.SQ.MTS.

O.H.W.T. & L.M.R.
3.37 x 4.31 x 2 = 29.05
3.46 x 4.22 x 2 = 29.20
TOTAL = 58.25

NET BUILT UP AREA O.H.W.T. & L.M.R. = 58.25

ખાસ નોંધ :

ડ્રેનેજ લે-આઉટ તેમજ સેપ્ટીક ટેંક વગેરે સાઈઝ ની સાઈજ તથા સંખ્યા રેશનલ મિકેનીકલ ફોર્મુલા (આઈ.એસ.-૨૪૫૦) તથા સિવિલ એન્જીનીયરીંગ ફંડામેન્ટલ બુક બાય-બ્રાન્ચ મુજબ રાખવામાં આવેલ છે જે અનુસાર અરજદાર ફાઈનલ માર્કિંગ સ્થળપ્રાપ્ત બાંધકામ કરવાનું રહેશે.

ખાસ સરત :

નકશામાં સૂચવવામાં આવેલ કમ્પની પ્લોટનો કબ્જો ક્યાં સુધી સદર જગીનની માલિકી સોસાયટી સેક્રેટરીએ તાનની ન થાય ત્યાં સુધી કોમન પ્લોટનો કબ્જો / માલિકી સ્વામીકબ્જાની રહેશે.

ખાસ શરત :

વિકાસ પરવાનગી મેળવેલ બાંધકામ ઉપરાંત જુદા જુદા તબક્કે ખોદાણ પ્લીન્થ લેવલ (તથા દરેક) સ્લેબ લેવલે ઓડા કચેરી તરફથી સ્થળ નિરીક્ષણ કરાવી તાદશ્યતા પરિસ્થિતિની ચકાસણી કરાવી જે તે બાંધકામ અથવાવેલ વિકાસ પરવાનગી મુજબનું છે. તે મતલબનું પ્રમાણપત્ર મેળવ્યા બાદજ આગળના તબક્કાનું બાંધકામ કરવાનું રહેશે.

અમદાવાદ શહેરી વિકાસ સત્તામંડળ
વતી સહી કરાવેલ છે.
આર્કિટેક્ટ / એન્જીનીયર

ખાસ શરત

મંજુર થયેલ નકશાઓની નકલની ૧ સેટ સ્થળ પર પ્રસિદ્ધ કરવાની રહેશે

ખાસ શરત

વિકાસ પરવાનગી થયા બાદ બાંધકામ ના ફેરફાર કરતાં પહેલા નિયમાનુસાર અગાઉની મંજુરીમાં સુધારાવધારા મેળવવાના રહેશે.

ખાસ શરત

તા..... ના રોજ માલિક એગ્રીમેન્ટ આર્કિટેક્ટ તથા સ્ટ્રક્ચરલ એન્જીનીયરે આપેલ બાંહેધરી પત્રમાં દર્શાવેલ તમામ શરતોનું ચુસ્તપણે પાલન કરવાનું રહેશે.

The permission is valid only in the DP/TPS remains unaltered and further that the permission shall stand revoked as soon as there is change in DP/TPS with reference to the land under reference.

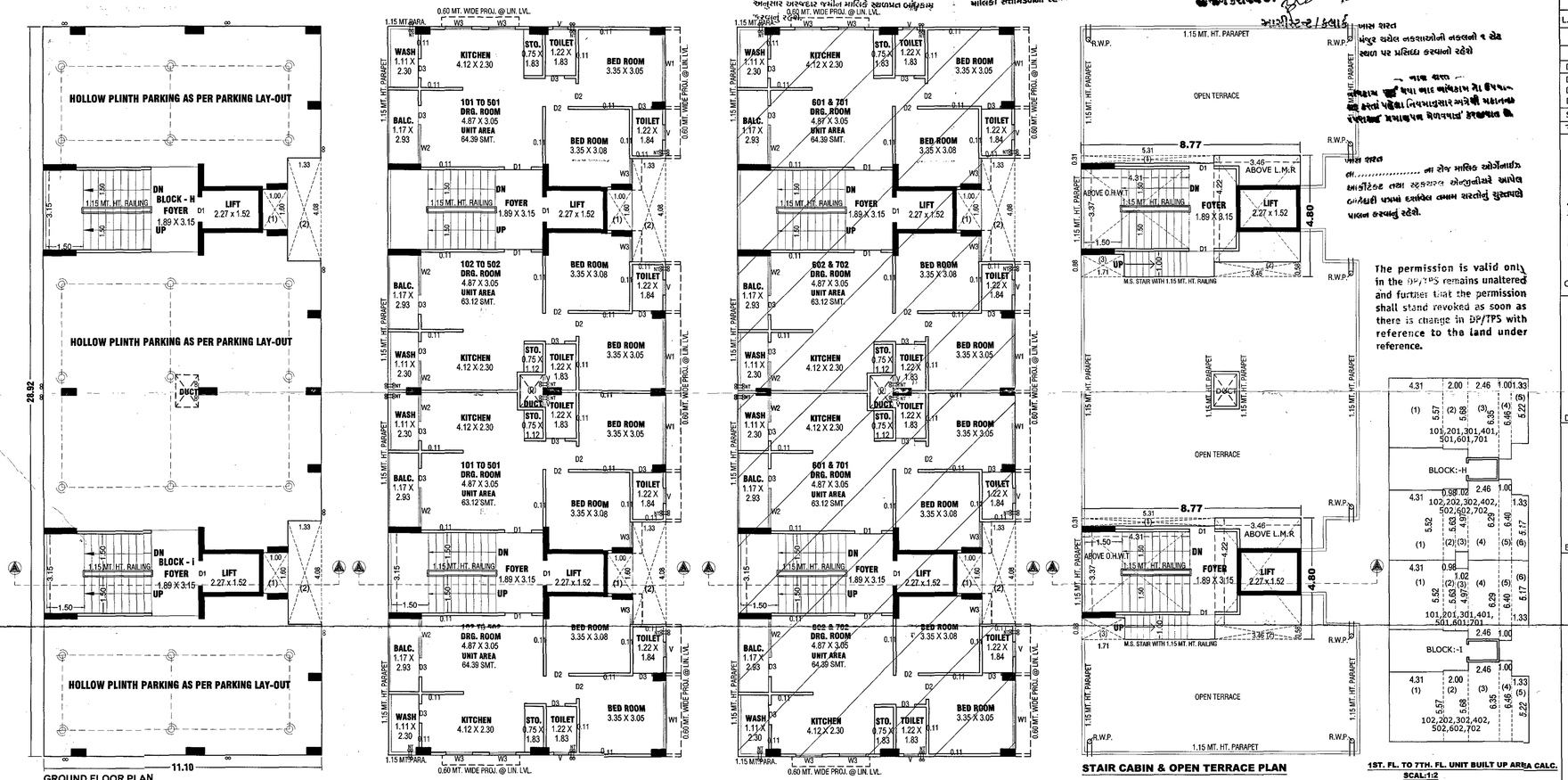

GROUND FLOOR PLAN

TYPICAL FLOOR PLAN
(1st. FLOOR TO 5th. FLOOR)

6th. & 7th. FLOOR PLAN

STAIR CABIN & OPEN TERRACE PLAN

1ST. FL. TO 7TH. FL. UNIT BUILT UP AREA CALC.
SCAL:1:2

RESIDENTIAL AFFORDABLE HOUSING PROJECT **10/12**

PLAN SHOWING PROP. RESIDENCE + COMMERCIAL BUILDING ON SUR.NO:- 124/2, F.P.NO.:- 88/2, O.P NO:- 88/2, T.P.S. NO.:- 241 (NANA CHILODA), MOJE :- NANA CHILODA, TA.:- GHANDHINAGAR , DIST.:- GHANDHINAGAR.

SCALE : 1.00 CM = 1.00 MT — **BLOCK : H+I**

ZONE : RESIDENTIAL - II (R2)

USE: RESIDENCE + COMMERCIAL

FLOOR	USE	UNIT	FL.AREA	F.S.I AREA	B.UP AREA
GR.FL.(HP)	PARKING	-----	-----	--------	306.97
1st.FL.	RESI.	04	255.02	255.02	306.97
2nd.FL.	RESI.	04	255.02	255.02	306.97
3rd.FL.	RESI.	04	255.02	255.02	306.97
4th.FL.	RESI.	04	255.02	255.02	306.97
5th.FL.	RESI.	04	255.02	255.02	306.97
6th.FL.	RESI.	04	255.02	255.02	306.97
7th.FL.	RESI.	04	255.02	255.02	306.97
STAIR CABIN	----	---	---	---	73.88
L.M.R. & O.H.W.T.	----	---	---	---	58.25
TOTAL	RESI.	28	1785.14	1785.14	2587.89

SCHEDULE OF OPENING

DOOR	WINDOW & VENTILATION		
D1 = 1.05 x 2.10 D2 = 0.90 x 2.10 D3 = 0.75 x 2.10	W1 = 1.20 x 1.20 W2 = 0.70 x 1.20	V = 0.60 x 0.60	

R.C.C STAIR DETAIL

1.50 MT	WIDTH	
0.30 MT	TREAD	
0.17 MT	RISER	

SCHEDULE OF OPENING

PROP WORK — PROP DRAINAGE — PATH WAY

OWNER
1 હીરાભાઈ પટેલ
2 પરેશ હસમુખભાઈ પટેલ
3 Arjun R Patel
4 D.P.Patel
5 Ashok Patel
6 Bhulabhai
7 પરેશ મોહન મોદાણી
8 વિજયભાઈ જે. પટેલ

DEVELOPER
MEHUL B. CHAUDHARY
AUDA/DEVLOPER LIC.NO.743
17,Jay Jagdish Society,
Navrangpura,A'bad-380014

ST-ENGINEER
YOGESH P. PANCHAL
AUDA - LIC.NO.C.O.W.-I /00842
318+319,Goldcoast Complex
Nr.Panjarapole, S.P.Ring Road,
Vastral , Ahmedabad.

ENGINEER
YOGESH P. PANCHAL
AUDA ENG LIC.NO.752
318+319,Goldcoast Complex
Nr.Panjarapole, S.P.Ring Road,
Vastral , Ahmedabad.

C.O.W.
VIREN D. PAREKH
STRUCTURAL DESIGNER
Reg. No. AUDA/SD-I/289
402, Maulik Arcade,
Nr. mansi Cross Road,
Above Karnavati Pagarkha Bazar,
Vastrapur, Ahmedabad - 380 015

Owner is fully responsible For open marginal Space and road line Portion.

Final Plan boundary and allotment of final plot is Subject to Veriation by Town Planning Officer

AUTHORITY

DISPATCH BY

Assistant Town Planner
Ahmedabad Urban Development Authority
Ahmedabad.

APPROVED
As amanded by Red (Colour) Subject to the condition as mentioned in this office Letter PRM No. 6119/2019
Dated..... by C.E.O.
6 JUL 2019 No 280

Senior Town Planner
Ahmedabad Urban Development Authority
Ahmedabad.

ખાસ નોંધ :
ડ્રેનેજ લે-આઉટ તેમજ સેપ્ટીક ટેંક તથા સાઈટ ની સાઈજ તથા સંખ્યા લેશનલ બિલ્ડીંગ કોડ (આઈ.એસ.-૨૪૭૦) તથા સિવિલ એન્જીનીયરીંગ કેન્ડ. બુક બાય-લ્વ્સ ગુજરાત રાજ્યમાં આવેલ છે તે અનુસાર અરજદાર જમીન માલિક સ્થળપર બાંધકામ કરવાનું રહેશે.

ખાસ સરત :
વિકાસ પરવાનગી મેળવેલ પ્લાનમાં બતાવેલ મુજબ તળજે ખોદાણ પહોળ લંબાઈ (તથા ઉંડાઈ) સ્લેબ લેવલે ઓડા કરોડી તરફથી સ્લાબ નિર્માણ કરાવી તળજાવાર પરિસ્થિતિની સકાસણી કરાવી તે તે પ્રમાણમાં સ્થળપર વિકાસ પરવાનગી મુજબનું છે. તે નકશાનું પ્રમાણપત્ર મેળવ્યા બાદજ આગળના તળજાનું બાંધકામ કરવાનું રહેશે.

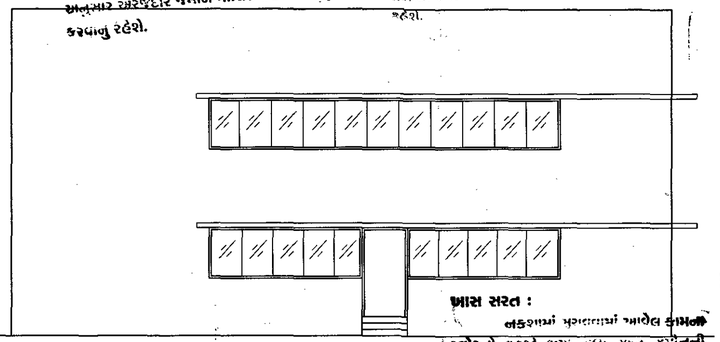

ખાસ સરત :
નકશામાં મૂકવામાં આવેલ કોમન પ્લોટની કબજો જ્યાં સુધી સોસાયટી માલિકી સોસાયટી એસોસીએશન ન થાય ત્યાં સુધી કોમન પ્લોટનો કબજો માલિકી સગામંડળની રહેશે.

FRONT ELEVATION

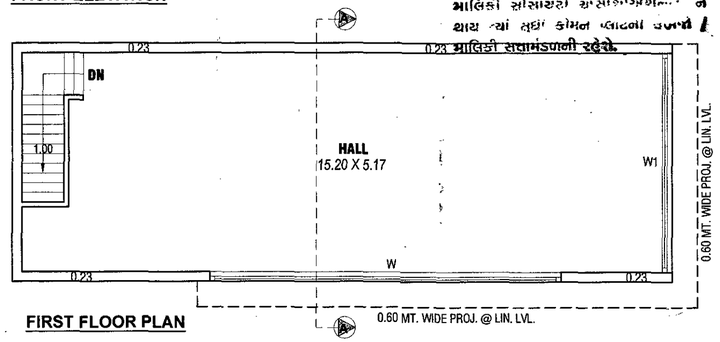

FIRST FLOOR PLAN

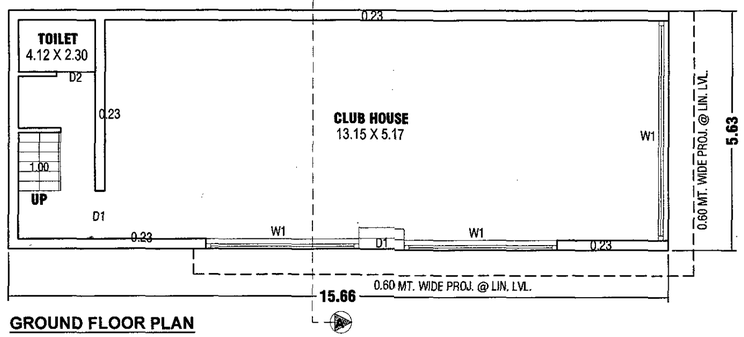

GROUND FLOOR PLAN

ખાસ સરત
તા.....ના રોજ માલિક એન્જીનીયર આર્કીટેક્ટ તથા સ્ટ્રકચરલ એન્જીનીયર આપેલ બાંહેધરી પત્રમાં દર્શાવેલ તમામ શરતોનું ચુસ્તપણે પાલન કરવાનું રહેશે.

ખાસ સરત
બાંધકામ પૂર્ણ થયા બાદ બાંધકામ નો ઉપયોગ શરૂ કરતાં પહેલા નિયમાનુસાર અત્રેથી મકાનના રહેણાંક પ્રમાણપત્ર મેળવવાનું રહેશે.

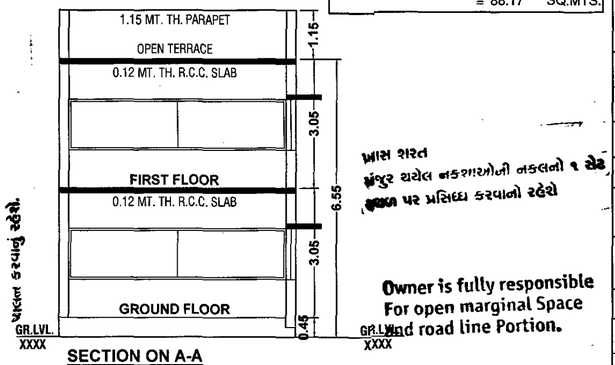

SECTION ON A-A

ખાસ શરત
મંજુર થયેલ નકશાઓની નકલનો ૧ સેટ, સ્થળ પર પ્રસિધ્ધ કરવાનો રહેશે

Owner is fully responsible For open marginal Space and road line Portion.

B.UP AREA CALC. ON G.R. FL. & 1st. FLOOR	IN.SQ.MTS.
15.66 X 5.63	= 88.17
BUILT UP AREA CALC. ON GR. FL. & 1st. FLOOR	= 88.17 SQ.MTS.

RESIDENTIAL AFFORDABLE HOUSING PROJECT **12/12**

PLAN SHOWING PROP. RESIDENCE + COMMERCIAL BUILDING ON SUR.NO:- 124/2, F.P.NO.:- 88/2, O.P NO:- 88/2, T.P.S. NO.:- 241 (NANA CHILODA), MOJE :- NANA CHILODA, TA.:- GHANDHINAGAR , DIST.:- GHANDHINAGAR.

SCALE : 1.00 CM = 1.00 MT	BLOCK : J
ZONE :- RESIDENCE- II	USE :- RESI. + COMMERCIAL

AREA TABLE — IN SQ. MTS.

FLOOR	USE	UNIT	FLOOR AREA	F.S.I AREA	BUILT UP
GROUND FL.	CLUB HOUSE	-----	-----	-----	88.17
FIRST FL.	HALL	-----	-----	-----	88.17
TOTAL	-----	-----	-----	-----	176.34

SCHEDULE OF OPENING

DOOR		WINDOW/VENT			
D1	1.20 x 2.10	W1	1.65 x 2.10	V	0.60 x 2.10
D2	0.91 x 2.10	W2	1.52 x 1.20		
D3	0.84 x 2.10	W3	0.88 x 1.20		
D4	0.76 x 2.10				

R.C.C STAIR DETAIL
1.50 MT WIDTH
0.25 MT TREAD
0.19 MT RISER

COLOUR NOTE
PROP WORK
PROP DRAINAGE
PATHWAY

અમદાવાદ શહેરી વિકાસ સત્તામંડળ
હોદ્દેદાર કરવામાં આવે છે.
આસીસ્ટન્ટ / ક્લાર્ક

1 ડી.પી.ચૌધરી
2 પરેશ રમેશભાઈ પટેલ
3 Apna A Patel
4 D.P.Chaudhary
5 Ashok Patel
6 Bhulab
7 પરેશ મોહન સોમાભાઈ
8 ગોકળભાઈ ડાહ્યાભાઈ

OWNER

MEHUL B. CHAUDHARY
AUDA/DEVLOPER LIC.NO.743
17,Jay Jagdish Society,
Navrangpura,A'bad-380014
DEVELOPER

YOGESH P. PANCHAL
AUDA - LIC.NO.C.O.W.-I /00842
318+319,Goldcoast Complex
Nr.Panjarapole, S.P.Ring Road,
Vastral , Ahmedabad.
C.O.W.

YOGESH P. PANCHAL
AUDA ENG LIC.NO.752
318+319,Goldcoast Complex
Nr.Panjarapole, S.P.Ring Road,
Vastral , Ahmedabad.
ENGINEER

VIREN D. PAREKH
STRUCTURAL DESIGNER
Reg. No. AUDA/SD-I/289
402, Maulik Arcade,
Nr. mansi Cross Road,
Above Karnavati Pagarkha Bazar,
Vastrapur, Ahmedabad - 380 015
ST-ENGINEER

Final Plan boundary and allotment of final plot is Subject to Veriation by Town Planning Officer

The permission is valid only in the DP/TPS remains unaltered and further that the permission shall stand revoked as soon as there is change in DP/TPS with reference to the land under reference.

AHMEDABAD URBAN DEVELOPMENT AUTHORITY AHMEDABAD

APPROVED
As amanded by Red (Colour) Subject to the condition as mentioned in this office Letter PRM No. 162/3/2019
Dated.....
Note Approved by C.E.A

DISPATCH BY
6 JUL 2019 No 280

Assistant Town Planner
Ahmedabad Urban Development Authority
Ahmedabad.

Senior Town Planner
Ahmedabad Urban Development Authority
Ahmedabad.

AUTHORITY