NOTES:-
- IT IS CERTIFIED THAT PLOT UNDER REFERENCE IS SURVEYED BY ME AND THE DIMENSIONS OF ALL SIDES OF PLOT AND PLOT AREA AS SHOWN IN PLAN ARE MEASURED BY ENGINEER ON RECORD AND IN ACCORDANCE WITH OWNERSHIP/REVENUE RECORD.
- ENGINEER IS FULLY RESPONSIBLE FOR LEAVING OPEN MARGINAL SPACE AND MARGIN.
- THE DEPTH AND POSITION OF EXISTING MUNICIPAL MAINHOLE IS VERIFIED BY ME ON SITE AND PREMISES CAN GET DRAINAGE CONNECTION.
- IT IS CERTIFIY THAT ACCORDING TO C.G.D.C.R.-2017, ALL REQUIREMENTS OF THE BUILDING ARE CHECKED AND NECESSARY ACTIONS ARE TAKEN.
- IT IS CERTIFIY THAT ACCORDING TO THE CLAUSE NO. 4.4.3 OF THE C.G.D.C.R.-2017, THE STRUCTURE OF THE BUILDING IS DESIGNED AS PER THE NORMS OF THE INDIAN STANDARDS.
- DESIGN OF STAIRCASE AND RAILING IS PROVIDED AS PER THE PROVISION OF THE CLAUSE NO. 13.1.11 AND 13.1.13 OF C.G.D.C.R.-2017
- PEDESTRIANS RAMP IS PROVIDED AS PER THE PROVISION OF THE CLAUSE NO.13.1.14 OF C.G.D.C.R.-2017.
- LIFT IS PROVIDED AS PER THE PROVISION OF THE CLAUSE NO. 13.12 OF C.G.D.C.R.-2017
- WATER TANK IS PROVIDED AS PER THE PROVISION OF THE CLAUSE NO. 13.8. OF C.G.D.C.R.-2017.
- LETTER BOX FOR EACH UNIT SHALL BE PROVIDED AT GROUND FLOOR LEVEL FOR EACH UNIT.
- WATER TANK FOR FIRE SAFETY REQUIREMENT PROVIDED AS PER FIRE PREVENTION AND FIRE SAFETY ACT-2016
- ELECTRICAL INFRASTRUCTURE SHALL BE PROVIDED AS PER CLAUSE NO.13.11 OF C.G.D.C.R.-2017
- DRINKING WATER FACILITY FOR DISABLED PERSONS IS PROVIDED AS PER CLAUSE NO. 13.6.2 OF C.G.D.C.R.-2017
- DRAINAGE FACILITY IS PROVIDED AS PER THE CLAUSE NO. 13.10OF C.G.D.C.R.-2017.
- SIGNAGES OF THE PARKING PLACE IS TO BE PROVIDED AS PER THE PROVISION OF THE CLAUSE NO.13.7 OF C.G.D.C.R.-2017
- ENTRANCE OF THE BUILDING IS PROVIDED AS PER THE CLAUSE NO.13.1.6 OF C.G.D.C.R.-2017
- THE PAVING OF BUILDING UNIT/WALL PLOT AS PER THE PROVISION OF THE CLAUSE NO.13.1.3 OF C.G.D.C.R.-2017
- THE STRUCTURAL DESIGN OF BUILDING IS AS PER NORMS OF SPECIFIED IN THE INDIAN STANDARD AND NECESSARY ACTION SHALL BE TAKEN FOR THE STRUCTURAL SAFETY DURING CONSTRUCTION.
- RAIN WATER STORAGE TANK AND RAIN WATER HARVESTING SYSTEM SHALL BE PROVIDED AS PER CLAUSE NO.17.2 OF C.G.D.C.R.-2017
- COMMUNITY BIN PROVIDED AS PER THE PROVISION OF THE CLAUSE NO.17.2.4 & 17.2.5 OF C.G.D.C.R.-2017
- GREY WATER RECYCLING SYSTEM & DUAL PLUMBING SYSTEM IS PROVIDED AS PER THE CLAUSE NO.17.3 OF C.G.D.C.R.-2017
- TREE PLANTATION IS PROVIDED AS PER THE CLAUSE NO.17.4 OF C.G.D.C.R.-2017
- SOLAR ASSISTED WATER HEATING SYSTEM SHALL BE PROVIDED AS PER CLAUSE NO.17.5 OF C.G.D.C.R.-2017
- POLLUTION CONTROL SYSTEM IS PROVIDED AS PER THE CHAPTER NO.18 OF C.G.D.C.R.-2017
- FIRE SAFETY SYSTEM IS PROVIDED AS PER CHAPTER 14 OF C.G.D.C.R.-2017
- FIRE SAFETY PROVISION SHALL BE MADE AS PER FIRE PREVENTION AND LIFE SAFETY MEASURES REGULATION-2016 AND FIRE PREVENTION AND LIFE SAFETY MEASURES REGULATION-2013
- MAINTENANCE AND UPGRADATION OF BUILDING IS AS PER CHAPTER NO.19 OF C.G.D.C.R.-2017.
- MARGINAL SPACES BASEMENT SLAB SHALL HAVE LOAD BEARING CAPACITY OF 4000 TONNES PER SQUARE METER SHALL BE PROVIDED AS PER CHAPTER NO.14 OF C.G.D.C.R.-2017 AND FIRE PREVENTION AND FIRE SAFETY ACT-2016
- ROOF TOP SOLAR ENERGY INSTALLATION & GENERATION SHALL BE PROVIDED AS PER CLAUSE NO.17.5.1 OF C.G.D.C.R.-2017
- THE GLAZED SURFACE AREA OF THE EXTERNAL FACADE SHALL BE NON REFLECTIVE AND PROVIDED UP TO MAX OF 50 % OF THE TOTAL SURFACE AREA OF EACH FACADE WITH THE PROVISION OF SAFETY RAILING UP TO SILL LEVEL AS PER CLAUSE NO.13.13 OF C.G.D.C.R.-2017

The basic requirements for fire protection Highrise buildings.

1) Hydrant system

ON/OFF switches located near the hose reel hose or hydrant outlet, at each floor for the main fire-pump at the underground water tank with a capacity to discharge 900-0 per min at 3 bar. pressure as measured at hydrantpoints level should be installed.

Riser for the buildings exceeding 18 meters height should not be of less than 100mm internal diameter. The riser should be connected to the bottom of the terras tank with a stop valve and a NRV to act as a Down-comer.

one riser is required for every 1000sq. meters floor area and if the building is divided into. two or more parts then each part should have a separate riser with all the fittings at floor level.

Each floor should have one hydrant outlet with a coupling for attaching a 63mm. dia. hose.& 25mm. bore hose-reel hose with 8mm.SS shut-off nozzle at each floor landing. The length of the hose reel hose should be enough to reach the farthest corner of the floor. hose-box with 15 meters long 63mm. dia. hose and 12.5mm. bore nozzle at alternate floors. The hose-reel hose should be coupled to the riser.

Fire-servis inlet should be installed at a point near the entry to the premises where a fire service vehicle can approach easily.

A permanet hydrant point comprising of 63 mm.dia size 2nos of hydrant valves should be installed at the terrace level.

overhead tank refilling bypass connection should be done at the terrace level.

The overhead tank shall be of a capacity of not less than 20,000 liters.

The underground tank shall be of not less than 1,00,000 liters.

2) Fire lift:

The fire-lift and all lifts should have a provision to ground automatically in case of «Electric» failure. each buildings should have at least one lift as a fire-lift and if the building is divided into two or more part than each part should have a fire-Lift.Lift-well should have blowers to pressurize the lift-well so connected that it will automatically operate when alarm call point is operated, so that it prevents the lift well getting smoke logged.

3) Fire alarm:

Fire alarm call point to be installed at each floor with sounders capabel of being heard all throughout the building.

4)Fire Extinguishers:

one Carbon Dioxide (CO2) type extinguisher of 4.5kg.with ISI mark. and one extinguisher of 5kg. Dry chemical powder (DCP) type extinguisher with ISI mark to be installed on each-floor in case of commercial building

One Carbon Dioxide (CO2) type extinguisher of 4.5 kg. with ISI mark. OR Two carbon Dioxide (Co2) type extinguisher of 2kg. with ISI mark capacity on alternate floors in case of residential building.

if the building is divided into two or more parts then each part should have these extinguishers installed.

5)staircase:

The staircase has to be oppen from at least one or two side but if the staircase is in the center core of the building it has to be pressurize to prevent it getting smoke logged.

6) Basement:

The basement of 200sq. meter or more should be protected with: Automatic sprinkler system with at least one sprinkle head for actual a car parkang space.

Additionally be protected by a Hydrant outlet and two 25mm. bore hose-reel hoses with 8 mm. bore nozzles at each basement level.

7) Lightening arrester:

A lightening arrester should also be installed and be properly earthed to prevent damage to the building when the lightening strikes.

8) Photo luminescent (auto glow) signagers:

If the building falls in a confined area or if it has an enclosed staircase or is not well lit-up on the inside, then adequate photo luminescent (auto glow) signage's should be displayed at each floor / landing / pathway / dead-end along all exit routes leading to the ground level. The signage should indicate fire fighting. fire safety equipment present on the respective floor/landing/pathway/dead-end along all exit routes leading to the ground level.

9) Electric power supply to the entire fire-safety system:

Electricity supply to the fire pump, fire alarm system, staircase pressurization system and fire lift should be made available from the main electrical supply. (i.e. from electrical power supply of the company) This is to ensure availability of power supply to the fire protection & safety even after the main electrical supply to the building is switched off at the time of fire.

10) Individual fire safty system:

Fire safty system should be provided in individual show room by owner.

Important Instructions:

After inspection of a low rise building by the fire service authority, if the fire officer concerned feels the need for additional fire prevention/protection measure /ventilation system required or equipment(i.e. – passive system/ suppression system / fire door - window / detection system / active system / sprinkler/ drencher etc.) as per fire load / firerick / public gathering potential / occupancy / confined area. those additional measures / equipment have to be implemented / installed.

FIRE HYDRANT LEGEND		
SR.	SYMBOL	DISCRIPTION
1		FIRE HYDRANT PIPE MAIN
2		SLUICE VALVE
3		NON RETURN VALVE
4		COURT YARD HYDRANT VALVE
5		LANDING HYDRANT VALVE
6		HOSE BOX
7		FIRST AID HOSE REEL
8		AIR RELEASE VALVE
9		TWO WAY SIAMESE CONNECTION
10		RISE OR DROP

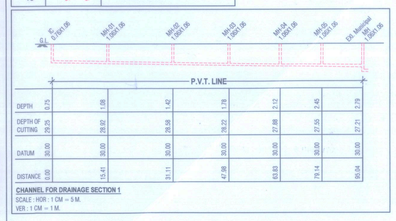

SCRUTINIZE COPY
No 3834 to 3837 Dt 3/8/21
TDO, BPSP, AMC

BLOCK	CONSUME F.S.I			NO. OF UNIT COMM.	RESI. DWELLING UNIT MORE THEN 0 SQ.MT AND UP TO 50 SQ.MT			RESI. DWELLING UNIT MORE THEN 50 SQ.MT AND UP TO 66 SQ.MT			RESI. DWELLING UNIT MORE THEN 66 SQ.MT AND UP TO 90 SQ.MT			OTHER F.S.I		COMM. F.S.I	
	COMM.	RESI.	TOTAL		NO. OF UNIT	F.S.I. AREA	% USED F.S.I.	NO. OF UNIT	F.S.I. AREA	% USED F.S.I.	NO. OF UNIT	F.S.I. AREA	% USED F.S.I.	% USED F.S.I.	NO. OF UNIT	F.S.I. AREA	% USED F.S.I.
A+B	341.87	4209.80	4551.67	12	00	0.00	-----	00	0.00	0.00	56	4209.80	100.00	0.00	0.00	12	341.87	7.51
C	------	2793.56	2793.56	00	-----	-----	-----	28	1843.94	66.01	14	949.62	33.99	-----	-----	-----	-----	-----
D+E	------	4464.11	4464.11	00	-----	-----	-----	00	0.00	0.00	56	4464.11	100.00	-----	-----	-----	-----	-----
					-----	-----	-----	-----	-----	-----	-----	-----	-----	-----	-----	-----	-----	-----
TOTAL	341.87	11467.47	11809.34	12	0.00	0.00	0.00	28	1843.94	15.61	126	9623.53	81.49	0.00	0.00	12	341.87	2.89

1.	PLOT AREA	4637.93
2.	PERMISSIBLE FSI	8348.27
3.	PERMISSIBLE CHARGEBLE FSI	4174.14
4.	MAX. PERMISSIBLE F.S.I. (2+ 3)	12522.41
5.	TOTAL UTILISED F.S.I	11809.34
6.	UTILISED CHARGEBLE F.S.I. (5-2)	3461.07
7.	MAX. PERMISSIBLE F.S.I. COMMERCIAL	1180.93

GRAND TOTAL DETAILS

SR. NO.	DWELLING UNIT TYPE	NO. OF UNIT	USED F.S.I.	% USED F.S.I.	CHARGEABLE F.S.I.
A	COMMERCIAL UNIT	12	341.87	2.89	100.19
B	UP 50.00 SQ.MT.	00	0.00	0.00	0.00
C	MORE THEN 50 AND UP TO 66	28	1843.94	15.61	540.42
D	MORE THEN 66 AND UP TO 90	126	9623.53	81.49	2820.45
E	WITH AFF. F.S.I. (40% SLAB)	-----	0.00	0.00	0.00
	GRAND TOTAL	166	11809.34	100.00	3461.07

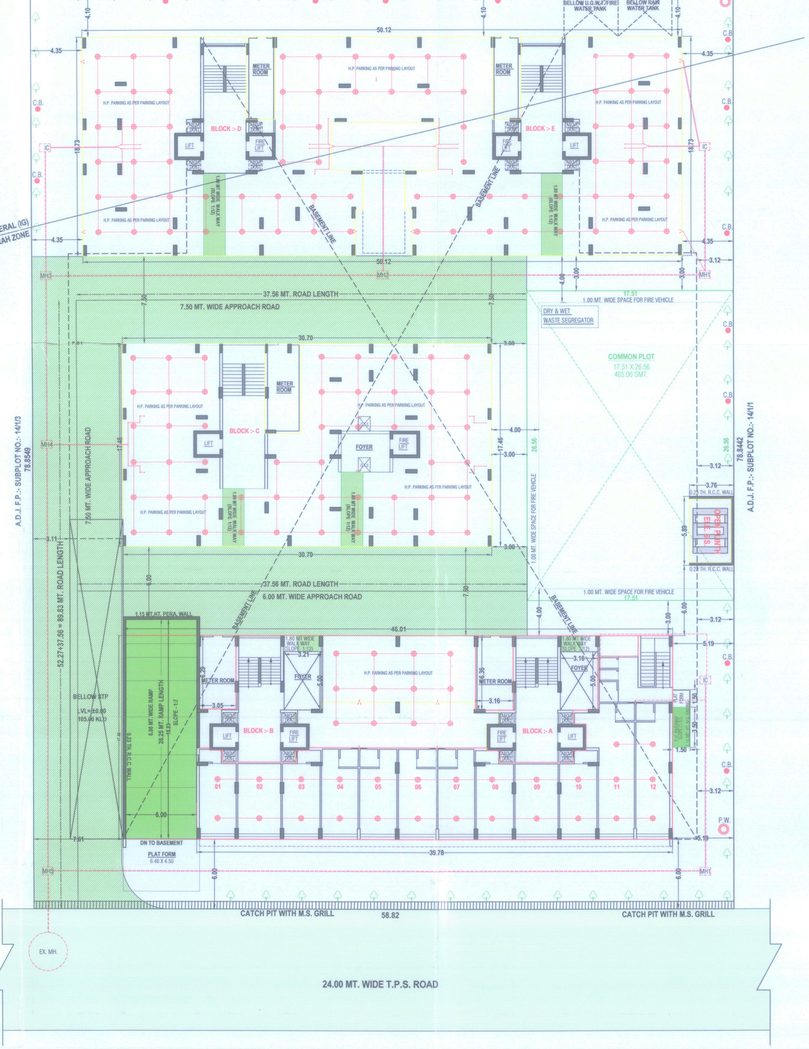

LAYOUT PLAN
SCALE : 1 CM = 2.00 MT

The permission is valid only Till the DP/TPS remains unaltered and further that the permission shall stand revoked as soon as there is change in DP/TPS with reference to the land under reference.

Final Plot boundary and allotment of final plot is Subject to Veriation by Town Planning Officer

FLOOR AREA TABLE:-

FLOOR	APPROVED BLOCK :- A+B USE			APPROVED BLOCK :- A+B FLOOR AREA			REVISED BLOCK :- A+B USE			REVISED BLOCK :- A+B FLOOR AREA			APPROVED BLOCK :- C USE	APPROVED BLOCK :- C FLOOR AREA		APPROVED BLOCK :- D+E USE	APPROVED BLOCK :- D+E FLOOR AREA		TOTAL APPROVED USE	TOTAL APPROVED FLOOR AREA			TOTAL REVISED USE	TOTAL REVISED FLOOR AREA			TOTAL APPROVED + REVISED USE	TOTAL APPROVED + REVISED FLOOR AREA		
	COMM.	RESI.	TOTAL	COMM.	RESI.	TOTAL	COMM.	RESI.	TOTAL	COMM.	RESI.	TOTAL		RESI.	TOTAL		RESI.	TOTAL	COMM.	RESI.	TOTAL	COMM.	RESI.	TOTAL	COMM.	RESI.	TOTAL	COMM.	RESI.	TOTAL
GR. FLOOR (S.P.)	12	-----	12	401.31	------	401.31	12	-----	12	341.87	------	341.87	-----	-----	-----	-----	-----	-----	12	-----	12	341.87	------	341.87	12	-----	12	341.87	------	341.87
1st. FLOOR	-----	08	08	------	601.40	601.40	-----	08	08	------	601.40	601.40	06	399.08	08	637.73	------	637.73	-----	08	08	------	601.40	601.40	-----	22	22	------	1638.21	1638.21
2nd. FLOOR	-----	08	08	------	601.40	601.40	-----	08	08	------	601.40	601.40	06	399.08	08	637.73	------	637.73	-----	08	08	------	601.40	601.40	-----	22	22	------	1638.21	1638.21
3rd. FLOOR	-----	08	08	------	601.40	601.40	-----	08	08	------	601.40	601.40	06	399.08	08	637.73	------	637.73	-----	08	08	------	601.40	601.40	-----	22	22	------	1638.21	1638.21
4th. FLOOR	-----	08	08	------	601.40	601.40	-----	08	08	------	601.40	601.40	06	399.08	08	637.73	------	637.73	-----	08	08	------	601.40	601.40	-----	22	22	------	1638.21	1638.21
5th. FLOOR	-----	08	08	------	601.40	601.40	-----	08	08	------	601.40	601.40	06	399.08	08	637.73	------	637.73	-----	08	08	------	601.40	601.40	-----	22	22	------	1638.21	1638.21
6th. FLOOR	-----	08	08	------	601.40	601.40	-----	08	08	------	601.40	601.40	06	399.08	08	637.73	------	637.73	-----	08	08	------	601.40	601.40	-----	22	22	------	1638.21	1638.21
7th. FLOOR	-----	08	08	------	601.40	601.40	-----	08	08	------	601.40	601.40	06	399.08	08	637.73	------	637.73	-----	08	08	------	601.40	601.40	-----	22	22	------	1638.21	1638.21
TOTAL	12	56	68	401.31	4209.80	4611.11	12	56	68	341.87	4209.80	4551.67	42	2793.56	56	4464.11	98	7257.67	72	56	128	341.87	4209.80	4551.67	154	154	308	341.87	11467.47	11809.34

BUILT UP AREA TABLE:-

FLOOR	APPROVED BLOCK :- A+B			REVISED BLOCK :- A+B			APPROVED BLOCK :-C	APPROVED BLOCK :- D+E		TOTAL APPROVED			TOTAL REVISED			TOTAL APPROVED + REVISED		
		RESI.	TOTAL		RESI.	TOTAL	RESI.		RESI.		RESI.	TOTAL		RESI.	TOTAL		RESI.	TOTAL
BASEMENT	------	3112.97	3112.97	------	3112.97	3112.97	------	------	------	------	3112.97	3112.97	------	3112.97	3112.97	------	3112.97	3112.97
GR. FLOOR (S.P.)	------	388.77	388.77	------	448.37	448.37	536.02	------	872.89	------	1408.91	1408.91	------	448.37	448.37	------	1857.28	1857.28
GR. FLOOR (S.P.)	414.56	------	414.56	354.96	------	354.96	------	------	------	354.96	------	354.96	354.96	------	354.96	354.96	------	354.96
1st. FLOOR	------	753.56	753.56	------	753.56	753.56	480.40	------	759.26	------	1239.66	1239.66	------	753.56	753.56	------	1993.22	1993.22
2nd. FLOOR	------	753.56	753.56	------	753.56	753.56	480.40	------	759.26	------	1239.66	1239.66	------	753.56	753.56	------	1993.22	1993.22
3rd. FLOOR	------	753.56	753.56	------	753.56	753.56	480.40	------	759.26	------	1239.66	1239.66	------	753.56	753.56	------	1993.22	1993.22
4th. FLOOR	------	753.56	753.56	------	753.56	753.56	480.40	------	759.26	------	1239.66	1239.66	------	753.56	753.56	------	1993.22	1993.22
5th. FLOOR	------	753.56	753.56	------	753.56	753.56	480.40	------	759.26	------	1239.66	1239.66	------	753.56	753.56	------	1993.22	1993.22
6th. FLOOR	------	753.56	753.56	------	753.56	753.56	480.40	------	759.26	------	1239.66	1239.66	------	753.56	753.56	------	1993.22	1993.22
7th. FLOOR	------	753.56	753.56	------	753.56	753.56	480.40	------	759.26	------	1239.66	1239.66	------	753.56	753.56	------	1993.22	1993.22
STAIR	------	116.28	116.28	------	116.28	116.28	74.66	------	136.19	------	210.85	210.85	------	116.28	116.28	------	327.13	327.13
LIM. & OHMT	------	126.61	126.61	------	126.61	126.61	55.01	------	104.73	------	159.74	159.74	------	126.61	126.61	------	286.35	286.35
ELE.SUB.	------	22.15	22.15	------	22.15	22.15	------	------	------	------	------	------	------	22.15	22.15	------	22.15	22.15
TOTAL	414.56	9041.70	9456.26	354.96	9101.30	9456.26	4028.49		6428.63		10457.12	10457.12	354.96	9101.30	9456.26	354.96	10103.42	10913.38

F.S.I. AREA TABLE:-

FLOOR	APPROVED BLOCK :- A+B			REVISED BLOCK :- A+B			APPROVED BLOCK :-C	APPROVED BLOCK :- D+E		TOTAL APPROVED			TOTAL REVISED			TOTAL APPROVED + REVISED		
	COMM.	RESI.	TOTAL	COMM.	RESI.	TOTAL	RESI.		RESI.		RESI.	TOTAL		RESI.	TOTAL		RESI.	TOTAL
GR. FLOOR (S.P.)	401.31	------	401.31	341.87	------	341.87	------	------	------	------	------	------	341.87	------	341.87	341.87	------	341.87
1st. FLOOR	------	601.40	601.40	------	601.40	601.40	399.08	------	637.73	------	1036.81	1036.81	------	601.40	601.40	------	1638.21	1638.21
2nd. FLOOR	------	601.40	601.40	------	601.40	601.40	399.08	------	637.73	------	1036.81	1036.81	------	601.40	601.40	------	1638.21	1638.21
3rd. FLOOR	------	601.40	601.40	------	601.40	601.40	399.08	------	637.73	------	1036.81	1036.81	------	601.40	601.40	------	1638.21	1638.21
4th. FLOOR	------	601.40	601.40	------	601.40	601.40	399.08	------	637.73	------	1036.81	1036.81	------	601.40	601.40	------	1638.21	1638.21
5th. FLOOR	------	601.40	601.40	------	601.40	601.40	399.08	------	637.73	------	1036.81	1036.81	------	601.40	601.40	------	1638.21	1638.21
6th. FLOOR	------	601.40	601.40	------	601.40	601.40	399.08	------	637.73	------	1036.81	1036.81	------	601.40	601.40	------	1638.21	1638.21
7th. FLOOR	------	601.40	601.40	------	601.40	601.40	399.08	------	637.73	------	1036.81	1036.81	------	601.40	601.40	------	1638.21	1638.21
TOTAL	401.31	4209.80	4611.11	341.87	4209.80	4551.67	2793.56		4464.11		7257.67	7257.67	341.87	4209.80	4551.67	341.87	11467.47	11809.34

SANITARY CALC:-
REQ. SANITARY 4.00 SQ.MT CARPET AREA = 1 PERSONS
TOTAL CARPET AREA = 341.87 SMT.
341.87 / 4 = 85.46 PERSONS
SAY = 86 PERSONS

REQ. SANITARY	PROVI. SANITARY
50 Person 1 W.c. & Urinal	Provi. 1 Toi.for Each Unit
86/50= 1.72 Say =2.00	Total Provide 12 Nos.
1.00 Male wc & 1.00 Female wc	General 02 Nos.
One Toilet Provided In Each Shop	
25 % Sanitary For General Public	
Urinal = 2X0.25 = 0.50 Say = 01 For Male	
W.c = 2X0.25 = 0.50 Say = 01 For Female	
One Special Toilet For Handicap Person	

LIFT CALCULATION :- BLOCK :- A+B
30 UNIT = 1 LIFT = 6 PERSON
3rd & 7th. FLOOR UNIT = 40
40 = 1.33 LIFT
30
REQ. = 2 LIFT = 12 PERSON
PROVIDED = 04 LIFT
11 LIFT = 06 PERSON
04 LIFT = 24 X 06 = 24 PERSON

LIFT CALCULATION :- BLOCK :- C
30 UNIT = 1 LIFT = 6 PERSON
3rd & 10th. FLOOR UNIT = 30
30 = 0.66 LIFT
30
REQ. = 1 LIFT = 6 PERSON
PROVIDED = 01 LIFT
11 LIFT = 06 PERSON
01 LIFT = 03 X 06 = 12 PERSON

LIFT CALCULATION :- BLOCK :- D+E
30 UNIT = 1 LIFT = 6 PERSON
3rd & 7th. FLOOR UNIT = 40
40 = 1.33 LIFT
30
REQ. = 2 LIFT = 12 PERSON
PROVIDED = 04 LIFT
11 LIFT = 06 PERSON
04 LIFT = 04 X 06 = 24 PERSON

COMMON PLOT AREA CALC :- IN SMT.

(A)	17.51 X 26.56 X 1 =	465.06	
	TOTAL	=	465.06
NET COMMON PLOT AREA		=	465.06

COMMON PLOT AREA CALC :- IN SMT.
COMMON PLOT - 01
(A) 17.51 X 26.56 = 465.06
AREA OF COMMON PLOT = 465.06 SMT.
PERMI. B.A. 15% = 69.76 SMT.
PROP.B.A.IN C.O.P.:- GR. FL. = 22.15 SMT

BUILDING HEIGHT TABLE

BLOCK	HEIGHT OF BUILDING (GR. TO TOP FLOOR)	TOTAL HEIGHT
A+B	24.85	31.03
C	24.85	31.03
D+E	24.85	31.03

BLOCK :- (ELE. S.S.)
BUILT UP AREA CALC:- SQMT

GROUND FLOOR			
3.76 X 5.89	=	22.15 SMT.	

NOTES :- AS PER CGDCR 2017 CLAUSE NO. :- 6.3.2 (4 - c)
IN CASE OF ELECTRIC METER ROOM PROVIDED IN HOLLOW PLINTH AND IF THE TOTAL AREA DOES NOT EXCEED 50.0 SQ.MT. THIS AREA SHALL NOT BE CONSIDERED TOWARDS COMPUTATION OF FSI.
NOTE :-ELE. DUCT WITH 1.15 MT. HT. PARA WALL & FRID SHUTTER ABOVE

NOTES :- AS PER CGDCR 2017 CLAUSE NO. :- 6.3.2 (4 - c)
IN CASE OF ELECTRIC METER ROOM PROVIDED IN HOLLOW PLINTH AND IF THE TOTAL AREA DOES NOT EXCEED 50.0 SQ.MT. THIS AREA SHALL NOT BE CONSIDERED TOWARDS COMPUTATION OF FSI.

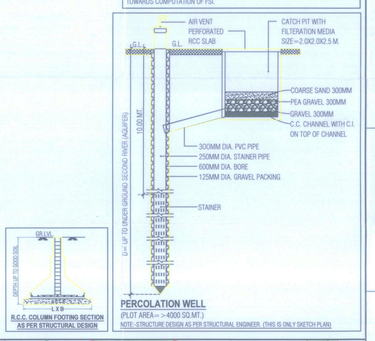

PERCOLATION WELL
(PLOT AREA :- > 4000 SQ.MT.)
NOTE:-STRUCTURE DESIGN AS PER STRUCTURAL ENGINEER. (THIS IS ONLY SKETCH PLAN)

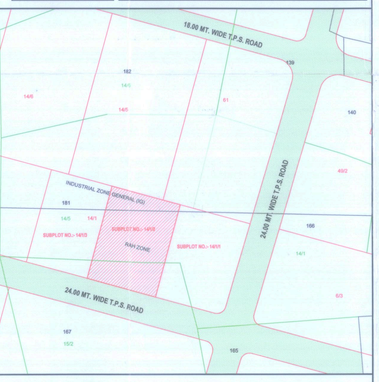

KEY PLAN
SCALE : 1 CM = 20.00 MT

COMM.+RESI. AFFORDABLE HOUSING PROJECT
BLOCK :- A+B
LAYOUT PLAN SHOWING REVISE. RESI.+COMM. R.A.H. BUILDG. ON (SUR. NO.:- 166,)
S.P.-14/1/2 OF F.P. NO.-14/1,(OP. NO.:- 14/1) D.T.P.S. 112 (ODHAV)
MOJE : ODHAV, TAL:- VATVA, DIST : AHMEDABAD.
SHEET NO.:- 01

SCALE : 1 CM = 2.00 MT

USE ZONE :- RESIDENTIAL-1 (R1), INDUSTRIAL ZONE GENERAL (IG) + OVERLAY RAH ZONE

USE :- COMM.+RESI. (RAH)(OW3)

AREA TABLE :-	TOTAL APPROVED	TOTAL REVISE
PLOT AREA OF S.P.-14/1/2 OF F.P. NO.-14/1	4637.93	4637.93
REQ. COMMON PLOT @ 10 %	463.79	463.79
PROVI. COMMON PLOT	465.06	465.06
PERMI. F.S.I. AREA (1.1.8) 4637.93 X 1.8	8348.27	8348.27
CHARGEABLE F.S.I. @ 0.9 OF PLOT AREA (4637.93 X 0.90)	4174.14	4174.14
TOTAL PERMISSIBLE F.S.I.	12522.41	12522.41
TOTAL USE F.S.I.	11809.78	11809.34
TOTAL CHARGEABLE F.S.I.(11809.34 - 8348.27)	3535.51	3461.07

BUILT UP AREA TABLE	SQMT APPROVED	SQMT REVISE
BUILT UP AREA ON BASEMENT	3112.97	3112.97
BUILT UP AREA ON GROUND FLOOR (R.P)	1797.68	1857.28
BUILT UP AREA ON GROUND FLOOR (S.P) (COMM.)	414.56	354.96
BUILT UP AREA ON FIRST FLOOR	1993.22	1993.22
BUILT UP AREA ON SECOND FLOOR	1993.22	1993.22
BUILT UP AREA ON THIRD FLOOR	1993.22	1993.22
BUILT UP AREA ON FORTH FLOOR	1993.22	1993.22
BUILT UP AREA ON FIFTH FLOOR	1993.22	1993.22
BUILT UP AREA ON SIXTH FLOOR	1993.22	1993.22
BUILT UP AREA ON SEVENTH FLOOR	1993.22	1993.22
BUILT UP AREA ON STAIR CABIN	327.13	327.13
BUILT UP AREA ON LIFT MACHINE RM & O.H.W.T	286.35	286.35
BUILT UP AREA ON ELE.S.S.	22.15	22.15
TOTAL BUILT UP AREA	19913.38	19913.38

F.S.I AREA TABLE	SQMT APPROVED	SQMT REVISE
F.S.I AREA ON GROUND FLOOR (S.P) (COMM.)	401.31	341.87
F.S.I AREA ON FIRST FLOOR	1638.21	1638.21
F.S.I AREA ON SECOND FLOOR	1638.21	1638.21
F.S.I AREA ON THIRD FLOOR	1638.21	1638.21
F.S.I AREA ON FORTH FLOOR	1638.21	1638.21
F.S.I AREA ON FIFTH FLOOR	1638.21	1638.21
F.S.I AREA ON SIXTH FLOOR	1638.21	1638.21
F.S.I AREA ON SEVENTH FLOOR	1638.21	1638.21
TOTAL	11868.78	11809.34

R.C.C. STAIR DETAIL :-
1.65 MT.
0.25 MT. (RESI.)
0.15 MT.
WIDTH
TREAD
RISER

COLOUR NOTE :-
( ) PROP. WORK
( ) PROP. DRAINAGE
( ) ROAD
( ) PLOT BOUNDARY
( ) APPROVED. WORK
( ) TREE
( ) CONTAINER BIN
( ) PERCOLATING WELL
( ) PROP. DUAL PLUMBING SYSTEM

CONTAINER BIN CALC. (COMMERCIAL)
291.09 CAPACITY FOR EACH 100 SAM FL.AREA
PROP.C.B.-341.87/ 100 X 291 = 668.37 LITERS
REQ. COMMUNITY BIN =69 / 80 =0.86 NOS.
FOOP COMMUNITY BIN = 1.00 NOS.
PROVIDE CONTAINER BIN REQ. 0 + COMM. 1 = 21
PROVI. CONTAINER BIN = 21.00 NOS.

CONTAINER BIN CALC. (RESIDENTIAL)
T

NOTES:-

- IT IS CERTIFIED THAT PLOT UNDER REFERENCE IS SURVEYED BY ME AND THE DIMENSIONS OF ALL SIDES OF PLOT AND PLOT AREA AS SHOWN IN PLAN ARE MEASURED BY ENGINEER ON RECORD AND IN ACCORDANCE WITH ONNERSHIPREVENUE RECORD.
- ENGINEER IS FULLY RESPONSIBLE FOR LEAVING OPEN MARGINAL SPACE AND MARGIN.
- THE DEPTH AND POSITION OF EXISTING MUNICIPAL SEWERLINE IS VERIFIED BY ME ON SITE AND PREMISES CAN GET DRAINAGE CONNECTION.
- IT IS CERTIFY THAT ACCORDING TO C.G.D.C.R.-2017, ALL REQUIREMENTS OF THE BUILDING ARE CHECKED AND NECESSARY ACTIONS ARE TAKEN.
- IT IS CERTIFY THAT ACCORDING TO THE CLAUSE NO. 4.4.3 OF THE C.G.D.C.R.-2017, THE STRUCTURE OF THE BUILDING IS DESIGNED AS PER THE NORMS OF THE INDIAN STANDARDS.
- DESIGN OF STAIRCASE AND RAILING IS PROVIDED AS PER THE PROVISION OF THE CLAUSE NO. 13.1.11 AND 13.1.13 OF C.G.D.C.R.-2017.
- PEDESTRIANS RAMP IS PROVIDED AS PER THE PROVISION OF THE CLAUSE NO.13.1.14 OF C.G.D.C.R.-2017.
- LIFT IS PROVIDED AS PER THE PROVISION OF THE CLAUSE NO. 13.12 OF C.G.D.C.R.-2017.
- WATER TANK IS PROVIDED AS PER THE PROVISION OF THE CLAUSE NO. 13.6 OF C.G.D.C.R.-2017.
- LETTER BOX FOR EACH UNIT SHALL BE PROVIDED AT GROUND FLOOR LEVEL FOR EACH UNIT.
- WATER TANK FOR FIRE SAFETY REQUIREMENT PROVIDED AS PER FIRE PREVENTION AND FIRE SAFETY ACT-2016.
- ELECTRICAL INFRASTRUCTURE SHALL BE PROVIDED AS PER CLAUSE NO.13.11 OF C.G.D.C.R.-2017.
- DRINKING WATER FACILITY FOR DISABLED PERSONS IS PROVIDED AS PER CLAUSE NO. 13.6.2 OF C.G.D.C.R.-2017.
- DRAINAGE FACILITY IS PROVIDED AS PER THE CLAUSE NO. 13.100 F.C.G.D.C.R.-2017.
- SIGNAGES OF THE PARKING PLACE IS TO BE PROVIDED AS PER THE PROVISION OF THE CLAUSE NO.13.7 OF C.G.D.C.R.-2017.
- ENTRANCE OF THE BUILDING IS PROVIDED AS PER THE CLAUSE NO.13.1.6 OF C.G.D.C.R.-2017.
- THE PAVING OF BUILDING UNITS(RAIL PLOT AS PER THE PROVISION OF THE CLAUSE NO.13.1.3 OF C.G.D.C.R.-2017.
- THE STRUCTURAL DESIGN OF BUILDING IS AS PER NORMS OF SPECIFIED IN THE INDIAN STANDARD AND NECESSARY ACTION SHALL BE TAKEN FOR THE STRUCTURAL SAFETY DURING CONSTRUCTION.
- RAIN WATER STORAGE TANK AND RAIN WATER HARVESTING SYSTEM SHALL BE PROVIDED AS PER CLAUSE NO.17.2 OF C.G.D.C.R.-2017.
- COMMUNITY BIN PROVIDED AS PER THE PROVISION OF THE CLAUSE NO.17.2.4 & 17.2.5 OF C.G.D.C.R.-2017.
- GREY WATER RECYCLING SYSTEM & DUAL PLUMBING SYSTEM IS PROVIDED AS PER THE CLAUSE NO.17.3 OF C.G.D.C.R.-2017
- TREE PLANTATION IS PROVIDED AS PER THE CLAUSE NO.17.4 OF C.G.D.C.R.-2017.
- SOLAR ASSISTED WATER HEATING SYSTEM SHALL BE PROVIDED AS PER CLAUSE NO.17.5 OF C.G.D.C.R.-2017
- POLLUTION CONTROL SYSTEM IS PROVIDED AS PER THE CHAPTER NO.18 OF C.G.D.C.R.-2017
- FIRE SAFETY SYSTEM IS PROVIDED AS PER CHAPTER 14 OF C.G.D.C.R.-2017
- FIRE SAFETY PROVISION SHALL BE MADE AS PER FIRE PREVENTION AND LIFE SAFETY MEASURES REGULATION-2016 AND FIRE PREVENTION AND LIFE SAFETY MEASURES REGULATION-2013
- MAINTENANCE AND UPGRADATION OF BUILDING IS AS PER CHAPTER NO.19 OF C.G.D.C.R.-2017
- MARGINAL SPACES BASEMENT SLAB SHALL HAVE LOAD BEARING CAPACITY OF 40KG TONNES PER SQUARE METER SHALL BE PROVIDED AS PER CHAPTER NO.14 OF C.G.D.C.R.-2017 AND FIRE PREVENTION AND FIRE SAFETY ACT-2016
- ROOF TOP SOLAR ENERGY INSTALLATION & GENERATION SHALL BE PROVIDED AS PER CLAUSE NO.17.5.1 OF C.G.D.C.R.-2017
- THE GLAZED SURFACE AREA OF THE EXTERNAL FACADE SHALL BE NON REFLECTIVE AND PROVIDED UP TO MAX OF 50 % OF THE TOTAL SURFACE AREA OF EACH FACADE WITH THE PROVISION OF SAFETY RAILING UP TO SILL LEVEL AS PER CLAUSE NO.13.13 OF C.G.D.C.R.-2017

NOTES :- AS PER CGDCR 2017 CLAUSE NO. :- 6.3.2 (4 - c)
IN CASE OF ELECTRIC METER ROOM PROVIDED IN HOLLOW PLINTH AND IF THE TOTAL AREA DOES NOT EXCEED 30.0 SQ.MT. THIS AREA SHALL NOT BE CONSIDERED TOWARDS COMPUTATION OF FSI.

NOTE -ELE. DUCT WITH 1.15 MT. HT. PARA WALL & FRD SHUTTER ABOVE

BLOCK	CONSUME F.S.I.			NO. OF UNIT COMM.	RESI. DWELLING UNIT MORE THEN 9 SQ.MT AND UP TO 50 SQ.MT			RESI. DWELLING UNIT MORE THEN 50 SQ.MT AND UP TO 60 SQ.MT			RESI. DWELLING UNIT MORE THEN 66 SQ.MT AND UP TO 90 SQ.MT			OTHER F.S.I		COMM. F.S.I		
	COMM.	RESI.	TOTAL		NO. OF UNIT	F.S.I. AREA	% USED F.S.I.	NO. OF UNIT	F.S.I. AREA	% USED F.S.I.	NO. OF UNIT	F.S.I. AREA	% USED F.S.I.	F.S.I. AREA	% USED F.S.I.	NO. OF UNIT	F.S.I. AREA	% USED F.S.I.
A + B	401.31	2291.60	4811.11	12	00	0.00	-----	00	0.00	-----	55	4209.80	100.00	0.00	0.00	12	401.31	8.70
C	------	2793.56	2793.56	00	-----	-----	-----	28	1843.94	66.01	14	949.62	33.99	-----	-----	00	0.00	0.00
D + E	------	4464.11	4464.11	00	-----	-----	-----	00	0.00	0.00	55	4464.11	100.00	-----	-----	00	-----	-----
	------	------	------	-----	-----	-----	-----	-----	-----	-----	-----	-----	-----	-----	-----	-----	-----	-----
TOTAL	401.31	11467.47	11868.78	12	0.00	0.00	0.00	28	1843.94	15.54	126	9623.53	81.08	0.00	0.00	12	401.31	3.38

1.	PLOT AREA	4637.93
2.	PERMISSIBLE FSI	8348.27
3.	PERMISSIBLE CHARGEBLE FSI	4174.14
4.	MAX. PERMISSIBLE F.S.I. (2 + 3)	12522.41
5.	TOTAL UTILISED F.S.I.	11868.78
6.	UTILISED CHARGEBLE F.S.I. (5-2)	3520.51
7.	MAX. PERMISSIBLE F.S.I. COMMERCIAL	1186.88

GRAND TOTAL DETAILS				
SR. NO.	DWELLING UNIT TYPE	NO. OF UNIT	USED F.S.I.	% USED F.S.I.
A	COMMERCIAL UNIT	12	401.31	3.38
B	UP 50.00 SQ.MT.	00	0.00	0.00
C	MORE THEN 50 AND UP TO 66	28	1843.94	15.54
D	MORE THEN 66 AND UP TO 90	126	9623.53	81.08
E	WITH AFF. F.S.I. (40% SLAB)	-----	0.00	0.00
	GRAND TOTAL	166	11868.78	100.00

The basic requirements for fire protection Highrise buildings.

1) Hydrant system:

ON/OFF switches located near the hose reel hose or hydrant outlet, at each floor for the main fire-pump at the underground water tank with a capacity to discharge 900 ltr per min at 3 bar. pressure as measured at the terrace level should be installed.

the riser for the buildings exceeding 18 meters height should not be of less than 100mm internal diameter. The riser should be connected to the bottom of the terras tank with a stop valve and a NRV to act as a Down-comer.

one riser is required for every 1000sq. meters floor area and if the building is divided into, two or more parts then each part should have a separate riser with all the fittings at floor level.

Each floor should have one hydrant outlet with a coupling for attaching a 63mm. dia. hose & 25mm. bore hose-reel hose with 8mm.SS shut-off nozzle at each floor landing. The length of the hose reel hose should be enough to reach the farthest corner of the floor. hose-box with 15 meters long 63mm. dia. hose and 12.5mm. bore nozzle at alternate floors. The hose-reel hose should be coupled to the riser.

Fire-servis inlet should be installed at a point near the entry to the premises where a fire service vehicle can approach easily.

A permanet hydrant point comprising of 63 mm.dia size 2nos of hydrant valves should be installed at the terrace level.

overhead tank refilling byepass connection should be done at the terrace level.

The overhead tank shall be of a capacity of not less than 20,000 liters.

The underground tank shall be of not less than 1,00,000 liters.

2) Fire lift:

The fire-lift and all lifts should have a provision to ground automatically in case of electricity failure. each building should have at least one lift as a fire-lift and if the building is divided into two or more part than each part should have a fire-LIFLIft-well should have blowers to pressurize the lift-well so connected that it will automatically operate when alarm call point is operated, so that it prevents the lift well getting smoke logged.

3) Fire alarm:

Fire alarm call point to be installed at each floor with sounders capabel of being heard all throughout the building.

4)Fire Extinguishers:

one Carbon Dioxide (CO2) type extinguisher of 4.5kg.with ISI mark. and one extinguisher of 5kg. Dry chemical powder (DCP) type extinguisher with ISI mark to be installed on each-floor in case of commercial building.

One Carbon Dioxide (CO2) type extinguisher of 4.5 kg. with ISI mark. OR Two carbon Dioxide (Co2) type extinguisher of 2kg. with ISI mark capacity on alternate floors in case of residential building.

If the building is divided into two or more parts then each part should have these extinguishers installed.

5)staircase:

The staircase has to be oppen from at least one or two side but if the staircase is in the center core of the building it has to be pressurize to prevent it getting smoke logged.

6) Basement:

The basement of 200sq. meter or more should be protected with: Autometic sprinkler system with at least one sprinkle head for actual a car parkang space.

Additionally be protected by a Hydrant outlet and two 25mm. bore hose-reel hoses with 8 mm. bore nozzles at each basement level.

7) Lightening arrester:

A lightening arrester should also be installed and be properly earthed to prevent damage to the building when the lightening strikes.

8) Photo luminescent (auto glow) signagers:

If the building falls in a confined area or if it has an enclosed staircase or is not well lit-up on the inside, then adequate photo luminescent (auto glow) signagers should be displayed at each floor / landing / pathway / deep-end along all exit routes leading to the ground level. The signage should indicate fire fighting, fire safety equipment present on the respective floor/landing/pathway/deep-end and along all exit routes leading to the ground level.

9) Electric power supply to the entire fire-safety system:

Electricity supply to the fire pump, fire alarm system, staircase pressurization system and fire lift should be made available from the main electrical supply. (i.e. from electrical power supply of the company) This is to ensure availability of power supply to the fire protection & safety even after the main electrical supply to the building is switched off at the time of fire.

10) Individual fire safty system:

Fire safty system should be provided in individual show room by owner.

Important Instructions:

After inspection of a low rise building by the fire service authority, if the fire officer concerned feels the need for additional fire prevention/protecion measure /ventilation system required or equipment(s) & - passive system/ suppression system / fire door - window / detection system / active system / sprinkler/ drencher etc.) as per fire load / firerick / public gathering, potential / occupancy / confined area, those additional measures / equipment have to be implemented / installed.

FIRE HYDRANT LEGEND		
SR.	SYMBOL	DISCRIPTION
1		FIRE HYDRANT PIPE MAIN
2		SLUICE VALVE
3		NON RETURN VALVE
4		COURT YARD HYDRANT VALVE
5		LANDING HYDRANT VALVE
6		HOSE BOX
7		FIRST AID HOSE REEL
8		AIR RELEASE VALVE
9		TWO WAY SIAMESE CONNECTION
10		RISE OR DROP

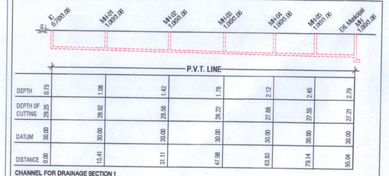

CHANNEL FOR DRAINAGE SECTION I
SCALE : HOR.: 1 CM = 5 M.
VER : 1 CM = 1 M.

SCRUTINIZE COPY
NO:3344/20 DI:16/11/24
TDO, BPSP, AMC

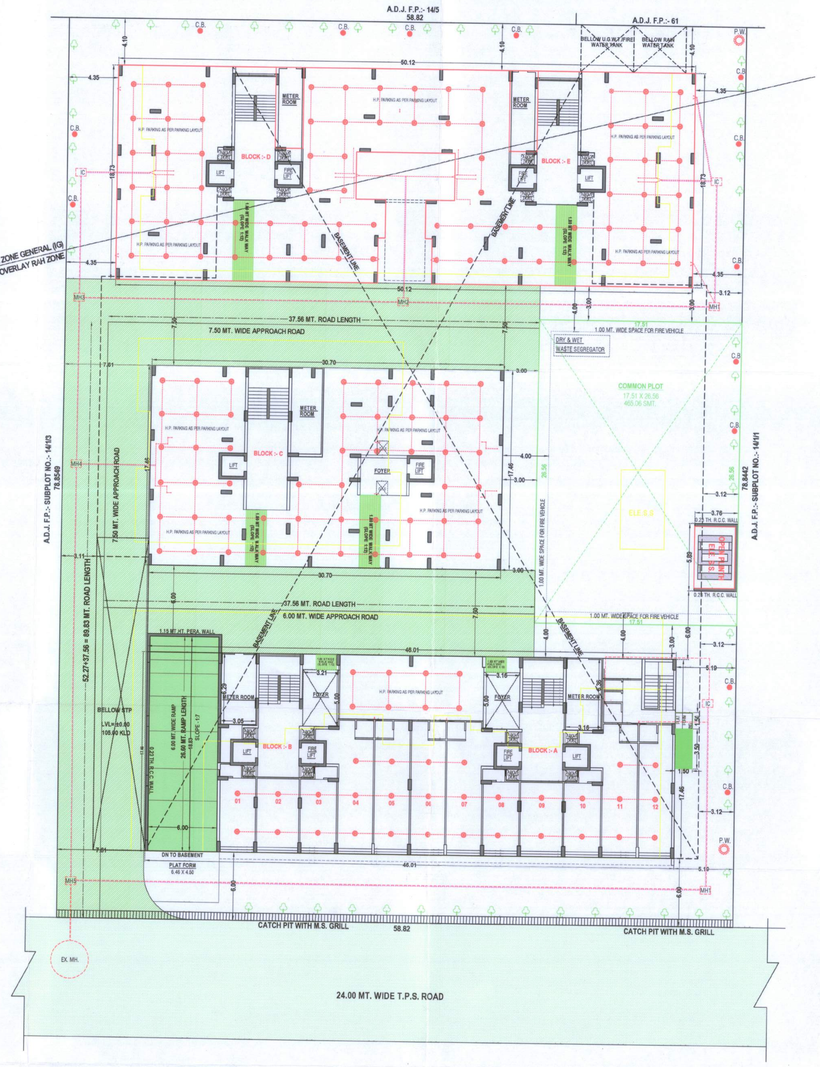

LAYOUT PLAN
SCALE : 1 CM = 2.00 MT

FLOOR	APPROVED BLOCK :- A+B USE	APPROVED BLOCK :- A+B FLOOR AREA COMM.	RESI.	TOTAL	REVISED BLOCK :- A+B USE	REVISED BLOCK :- A+B FLOOR AREA COMM.	RESI.	TOTAL	APPROVED BLOCK :- C USE	APPROVED BLOCK :- C FLOOR AREA COMM.	RESI.	TOTAL	REVISED BLOCK :- C USE	REVISED BLOCK :- C FLOOR AREA COMM.	RESI.	TOTAL	APPROVED BLOCK :- D+E USE	APPROVED BLOCK :- D+E FLOOR AREA COMM.	RESI.	TOTAL	REVISED BLOCK :- D+E USE	REVISED BLOCK :- D+E FLOOR AREA COMM.	RESI.	TOTAL	APPROVED TOTAL FLOOR AREA COMM.	RESI.	TOTAL	REVISED TOTAL FLOOR AREA COMM.	RESI.	TOTAL
GR. FLOOR (S.P.)	11	-----	11	417.52	28.97	446.59	12	-----	12	401.31	------	401.31	-----	-----	-----	-----														
1st. FLOOR	11	04	15	477.84	318.34	796.19	-----	08	08	------	601.40	601.40	04	317.72	06	399.08	08	636.66	08	636.66	08	637.73	08	637.73	11	16	27	477.84	1272.74	1750.58
2nd. FLOOR	-----	08	08	------	636.66	636.66	-----	08	08	------	601.40	601.40	04	317.72	06	399.08	08	636.66	08	637.73	-----	20	20	------	-----	20	20	------	1591.08	1591.08
3rd. FLOOR	-----	08	08	------	636.66	636.66	-----	08	08	------	601.40	601.40	04	317.72	06	399.08	08	636.66	08	637.73	-----	20	20	------	-----	20	20	------	1591.08	1591.08
4th. FLOOR	-----	08	08	------	636.66	636.66	-----	08	08	------	601.40	601.40	04	317.72	06	399.08	08	636.66	08	637.73	-----	20	20	------	-----	20	20	------	1591.08	1591.08
5th. FLOOR	-----	08	08	------	636.66	636.66	-----	08	08	------	601.40	601.40	04	317.72	06	399.08	08	636.66	08	637.73	-----	20	20	------	-----	20	20	------	1591.08	1591.08
6th. FLOOR	-----	08	08	------	636.66	636.66	-----	08	08	------	601.40	601.40	04	317.72	06	399.08	08	636.66	08	637.73	-----	20	20	------	-----	20	20	------	1591.08	1591.08
7th. FLOOR	-----	08	08	------	636.66	636.66	-----	08	08	------	601.40	601.40	04	317.72	06	399.08	08	636.66	08	637.73	-----	20	20	------	-----	20	20	------	1591.08	1591.08
TOTAL	22	52	74	895.46	4167.39	5062.85	12	56	68	401.31	4209.80	4611.11	28	2224.04	62	2793.56	68	4485.14	56	4464.11	12	154	166	401.31	11467.47	11868.78					

BUILT UP AREA TABLE:- FLOOR	APPROVED BLOCK :- A+B COMM.	RESI.	TOTAL	REVISED BLOCK :- A+B COMM.	RESI.	TOTAL	APPROVED BLOCK :- C COMM.	RESI.	REVISED BLOCK :- C COMM.	RESI.	APPROVED BLOCK :- D+E COMM.	RESI.	REVISED BLOCK :- D+E COMM.	RESI.	ELE SUB.	APPROVED TOTAL COMM.	RESI.	TOTAL	REVISED TOTAL COMM.	RESI.	TOTAL
BASEMENT	------	3310.16	3310.16	------	3112.97	3112.97	------	------	------	------	------	------	------	------		3310.16	3310.16	------	3112.97	3112.97	
GR. FLOOR (P.F.)	517.24	------	517.24	388.77	------	388.77	400.10	------	536.02	810.88	872.89	------	------	------		1728.22	1728.22	------	1797.66	1797.66	
GR. FLOOR (S.P.)	450.35	------	450.35	414.56	------	414.56	------	------	------	------	------	------	26.54	450.35		------	470.89	414.56	------	414.56	
1st. FLOOR	511.75	444.98	956.73	------	753.56	753.56	387.53	------	480.40	785.75	759.26	------	------	511.75		1618.26	2130.01	------	1993.22	1993.22	
2nd. FLOOR	------	785.75	785.75	------	753.56	753.56	387.53	------	480.40	785.75	759.26	------	------	------		1959.03	1959.03	------	1993.22	1993.22	
3rd. FLOOR	------	785.75	785.75	------	753.56	753.56	387.53	------	480.40	785.75	759.26	------	------	------		1959.03	1959.03	------	1993.22	1993.22	
4th. FLOOR	------	785.75	785.75	------	753.56	753.56	387.53	------	480.40	785.75	759.26	------	------	------		1959.03	1959.03	------	1993.22	1993.22	
5th. FLOOR	------	785.75	785.75	------	753.56	753.56	387.53	------	480.40	785.75	759.26	------	------	------		1959.03	1959.03	------	1993.22	1993.22	
6th. FLOOR	------	785.75	785.75	------	753.56	753.56	387.53	------	480.40	785.75	759.26	------	------	------		1959.03	1959.03	------	1993.22	1993.22	
7th. FLOOR	------	785.75	785.75	------	753.56	753.56	387.53	------	480.40	785.75	759.26	------	------	------		1959.03	1959.03	------	1993.22	1993.22	
ST. CABIN	------	127.62	127.62	------	116.28	116.28	66.01	------	74.66	137.62	138.19	------	------	------		321.25	321.25	------	327.13	327.13	
LM. & OHWT	------	107.07	107.07	------	126.61	126.61	55.80	------	55.01	107.07	104.73	------	------	------		269.94	269.94	------	286.35	286.35	
ELE SUB.	------	------	------	------	22.15	22.15	------	------	------	------	------	------	------	------		------	------	------	22.15	22.15	
TOTAL	962.10	9221.57	10183.67	414.56	9041.76	9456.26	3234.62		4028.49	6548.02	6428.63	26.54	962.10	19002.01	19990.65	414.56	19488.82	19913.38			

F.S.I. AREA TABLE:- FLOOR	APPROVED BLOCK :- A+B COMM.	RESI.	TOTAL	REVISED BLOCK :- A+B COMM.	RESI.	TOTAL	APPROVED BLOCK :- C COMM.	RESI.	REVISED BLOCK :- C COMM.	RESI.	APPROVED BLOCK :- D+E COMM.	RESI.	REVISED BLOCK :- D+E COMM.	RESI.	APPROVED TOTAL COMM.	RESI.	TOTAL	REVISED TOTAL COMM.	RESI.	TOTAL
GR. FLOOR (S.P.)	417.52	28.97	446.59	401.31	------	401.31	------	------	------	------	------	------	------	------	417.52	57.35	474.87	401.31	------	401.31
1st. FLOOR	477.84	318.34	796.19	------	601.40	601.40	317.72	399.08	536.66	637.73	------	------	------	------	477.84	1272.74	1750.58	------	1638.21	1638.21
2nd. FLOOR	------	636.66	636.66	------	601.40	601.40	317.72	399.08	536.66	637.73	------	------	------	------	------	1591.08	1591.08	------	1638.21	1638.21
3rd. FLOOR	------	636.66	636.66	------	601.40	601.40	317.72	399.08	536.66	637.73	------	------	------	------	------	1591.08	1591.08	------	1638.21	1638.21
4th. FLOOR	------	636.66	636.66	------	601.40	601.40	317.72	399.08	536.66	637.73	------	------	------	------	------	1591.08	1591.08	------	1638.21	1638.21
5th. FLOOR	------	636.66	636.66	------	601.40	601.40	317.72	399.08	536.66	637.73	------	------	------	------	------	1591.08	1591.08	------	1638.21	1638.21
6th. FLOOR	------	636.66	636.66	------	601.40	601.40	317.72	399.08	536.66	637.73	------	------	------	------	------	1591.08	1591.08	------	1638.21	1638.21
7th. FLOOR	------	636.66	636.66	------	601.40	601.40	317.72	399.08	536.66	637.73	------	------	------	------	------	1591.08	1591.08	------	1638.21	1638.21
TOTAL	895.46	4167.39	5062.85	401.31	4209.80	4611.11	2224.04	2793.56	4485.14	4464.11	895.46	10876.57	11772.03	401.31	11467.47	11868.78				

COMM.+RESI. AFFORDABLE HOUSING PROJECT — BLOCK:- D+E

LAYOUT PLAN SHOWING REVISE. RESI.+COMM. R.A.H. BULDG. ON (SUR. NO.:- 166,) S.P.-14/1/2 OF F.P. NO.-14/1,(OP. NO.:- 14/1) D.T.P.S. 112 (ODHAV) MOJE : ODHAV, TAL.:- VATVA, DIST : AHMEDABAD. — SHEET NO.:- 01

SCALE : 1 CM = 2.00 MT

USE ZONE :- RESIDENTIAL-1 (R1), INDUSTRIAL ZONE GENERAL (IG) + OVERLAY RAH ZONE

USE : COMM.+RESI. (RAH)

AREA TABLE :-

PLOT AREA OF S.P.-14/1/2 OF F.P. NO.-14/1	TOTAL APPROVED	TOTAL REVISE
	4637.93	4637.93
REQ. COMMON PLOT @ 10 %	463.79	463.79
PROV. COMMON PLOT	477.20	465.06
PERMI. F.S.I. AREA (1.1.8) 4637.93 X 1.8	8348.27	8348.27
CHARGEABLE F.S.I. @ 0.9 OF PLOT AREA (4637.93 X 0.90)	4174.14	4174.14
TOTAL PERMISSIBLE F.S.I.	12522.41	12522.41
TOTAL USE F.S.I.	11772.03	11868.78
TOTAL CHARGEABLE F.S.I.(11868.78- 8348.27)	3423.76	3520.51

BUILT UP AREA TABLE	SQMT APPROVED	SQMT REVISE
BUILT UP AREA ON BASEMENT	3310.16	3112.97
BUILT UP AREA ON GROUND FLOOR (S/P)	1728.22	1797.66
BUILT UP AREA ON GROUND FLOOR (S.P)	470.89	414.56
BUILT UP AREA ON FIRST FLOOR	2130.01	1993.22
BUILT UP AREA ON SECOND FLOOR	1959.03	1993.22
BUILT UP AREA ON THIRD FLOOR	1959.03	1993.22
BUILT UP AREA ON FORTH FLOOR	1959.03	1993.22
BUILT UP AREA ON FIFTH FLOOR	1959.03	1993.22
BUILT UP AREA ON SIXTH FLOOR	1959.03	1993.22
BUILT UP AREA ON SEVENTH FLOOR	1959.03	1993.22
BUILT UP AREA ON STAIR CABIN	321.25	327.13
BUILT UP AREA ON LIFT MACHINE RM & O.H.W.T	269.94	286.35
BUILT UP AREA ON ELE S.S.	------	22.15
TOTAL BUILT UP AREA	19990.65	19913.38

F.S.I AREA TABLE	SQMT APPROVED	SQMT REVISE
F.S.I AREA ON GROUND FLOOR (S.P)	474.87	401.31
F.S.I AREA ON FIRST FLOOR	1750.58	1638.21
F.S.I AREA ON SECOND FLOOR	1591.08	1638.21
F.S.I AREA ON THIRD FLOOR	1591.08	1638.21
F.S.I AREA ON FORTH FLOOR	1591.08	1638.21
F.S.I AREA ON FIFTH FLOOR	1591.08	1638.21
F.S.I AREA ON SIXTH FLOOR	1591.08	1638.21
F.S.I AREA ON SEVENTH FLOOR	1591.08	1638.21
TOTAL F.S.I AREA	11772.03	11868.78

R.C.C. STAIR DETAIL :-	COLOUR NOTE :-
1.65 MT. WIDTH; 0.25 MT. (RESI.) TREAD; 0.15 MT. RISER	(------) PROP. WORK; (------) PROP. DRAINAGE; (------) ROAD; (------) PLOT BOUNDARY; (------) APPROVED. WORK; ( ) TREE; ( ) CONTAINER BIN; ( ) PERCOLATING WELL; (------) PROP. DUAL PLUMBING SYSTEM

SANITARY CALC:-
REQ. SANITARY 4.00 SQ.MT CARPET AREA — 1 PERSONS
TOTAL CARPET AREA = 401.31 SMT.
401.31/ 04 — 100.33 PERSONS
SAY — 100 PERSONS

REQ. SANITARY	PROVI. SANITARY
50 Persons 1 W.c. & Urinal 100/50= 2.00 Say =2.00 1.00 Male wc & 1.00 Female wc One Toilet Provided In Each Shop 25 % Sanitary For General Public Urinal = 2Kg.25 = 0.50 Say = 01 For Male W.c. = 2Kg.25 = 0.50 Say = 01 For Female One Special Toilet For Handicap Person	Provi. 1 Toi.for Each Unit Total Provide 12 Nos. General: 02 Nos.

LIFT CALCULATION :- BLOCK :- A+B
30 LMT = 1 LIFT – 6 PERSON
3+4. & 7th. FLOOR UNIT = 40
40 / 30 = 1.33 LIFT
REQ. =>2 LIFT = 12 PERSON
PROVIDED = 04 LIFT
1 LIFT = 06 PERSON
04 LIFT = 24 X 06 = 24 PERSON

LIFT CALCULATION :- BLOCK :- C
30 LMT = 1 LIFT – 6 PERSON
3+4. & 10th. FLOOR UNIT = 30
30 / 30 = 0.66 LIFT
REQ. => 1 LIFT = 6 PERSON
PROVIDED = 02 LIFT
1 LIFT = 06 PERSON
02 LIFT = 02 X 06 = 12 PERSON

LIFT CALCULATION :- BLOCK :-D+E
30 LMT = 1 LIFT – 6 PERSON
3+4. & 7th. FLOOR UNIT = 40
40 / 30 = 1.33 LIFT
REQ. =>2 LIFT = 12 PERSON
PROVIDED = 04 LIFT
1 LIFT = 06 PERSON
04 LIFT = 04 X 06 = 24 PERSON

COMMON PLOT AREA CALC :- IN SMT.

(A)	17.51 X 26.56 X 1 =	465.06
	TOTAL =	465.06

NET COMMON PLOT AREA = 465.06

COMMON PLOT AREA CALC :- IN SMT.
COMMON PLOT -01
(A) 17.51 X26.56 = 465.06
AREA OF COMMON PLOT — 465.06 SMT.
PERMI. B.A. 1% — 69.76 SMT.
PROP.B.A.IN C.O.P.:- GR. FL. — 22.15 S.MT.

BUILDING HEIGHT TABLE BLOCK	HEIGHT OF BUILDING (GR. TO TOP FLOOR)	TOTAL HEIGHT
A+B	24.85	31.03
C	24.85	31.03
D+E	24.85	31.03

BLOCK :- (ELE. S.S.)
BUILT UP AREA CALC- SQMT
GROUND FLOOR
3.70 X 5.99 — 22.15 SMT.
COLOUR NOTE :-
PROP.WORK

CONTAINER BIN CALC. (COMMERCIAL)
20 LTR CAPACITY FOR EACH 100 SMT FLAT AREA
PROP.C.B.:-401.31 / 100 X 20 = 80.26 LITERS
REQ.COMMUNITY BIN — 81 / 80 = 1.01 NOS.
PROP. COMMUNITY BIN = 1.00 NOS.
PROVIDE CONTAINER BIN REQ. 20 = COMM. 1 = 21
PROVI. CONTAINER BIN = 21.00 NOS.

CONTAINER BIN CALC. (RESIDENTIAL)
TOTAL NO. OF UNIT 154
PER UNIT REQUIREMENT 1 CONTAINER
MAXI.CAPACITY OF CONTAINER 80 LITRS
80 LITRS = 8 UNITS
TOTAL NO. — 154 / 8 = 19.25
REQ. REFUSED CONT. =>20.00 NOS.
PROVI. CONTAINER BIN = 20.00 NOS.

PERCOLATING WELL CALC:- IN NOS.
REQ. 1500 TO 4000 SMT => 1.00 NOS.
4637.93/ 4000.00 = 1.15 NOS.
SAY REQ. P.WELL => 2.00 NOS.
PROVI. P.WELL = 2.00 NOS.

TREE PLANTATION CALC :- IN NOS.
REQ. 200.00 SQMT = 5 TREE
4637.93 / 200 X 5 = 115.94
SAY REQ.TREE = 116 NOS.
PROVIDE TREE = 116 NOS.

NOTES :- AS PER CGDCR 2017 CLAUSE NO. :- 6.3.2 (4 - c)
IN CASE OF ELECTRIC METER ROOM PROVIDED IN HOLLOW PLINTH AND IF THE TOTAL AREA DOES NOT EXCEED 30.0 SQ.MT. THIS AREA SHALL NOT BE CONSIDERED TOWARDS COMPUTATION OF FSI.

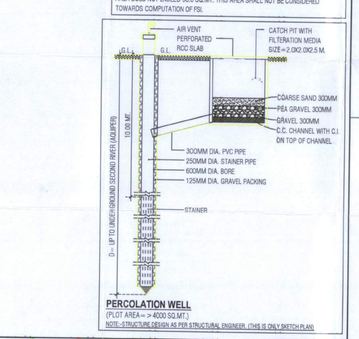
AIR VENT
PERFORATED
CATCH PIT WITH FILTERATION MEDIA S

NOTES:-

- IT IS CERTIFIED THAT PLOT UNDER REFERENCE IS SURVEYED BY ME AND THE DIMENSIONS OF ALL SIDES OF PLOT AND PLOT AREA AS SHOWN IN PLAN ARE MEASURED BY ENGINEER ON RECORD AND IS ACCORDANCE WITH OWNERS/DEVELOPERS DEED.
- ENGINEER IS FULLY RESPONSIBLE FOR LEAVING OPEN MARGINAL SPACE AND MARGIN.
- THE DEPTH AND POSITION OF EXISTING MUNICIPAL MAINHOLE IS VERIFIED BY ME ON SITE AND PREMISES CAN GET DRAINAGE CONNECTION.
- IT IS CERTAIN THAT ACCORDING TO C.G.D.C.R.-2017, ALL REQUIREMENTS OF THE BUILDING ARE CHECKED AND NECESSARY ACTIONS ARE TAKEN.
- IT IS CERTAIN THAT ACCORDING TO THE CLAUSE NO. 4.4.3 OF THE C.G.D.C.R.-2017, THE STRUCTURE OF THE BUILDING IS DESIGNED AS PER THE NORMS OF THE INDIAN STANDARDS.
- DESIGN OF STAIRCASE AND RAILING IS PROVIDED AS PER THE PROVISION OF THE CLAUSE NO. 13.1.11 AND 13.1.13 OF C.G.D.C.R.-2017
- PEDESTRIANS RAMP IS PROVIDED AS PER THE PROVISION OF THE CLAUSE NO.13.1.14 OF C.G.D.C.R.-2017.
- LIFT IS PROVIDED AS PER THE PROVISION OF THE CLAUSE NO. 13.12 OF C.G.D.C.R.-2017
- WATER TANK IS PROVIDED AS PER THE PROVISION OF THE CLAUSE NO. 13.6 OF C.G.D.C.R.-2017.
- LETTER BOXES FOR EACH UNIT SHALL BE PROVIDED AT GROUND FLOOR LEVEL FOR EACH UNIT.
- WATER TANK FOR FIRE SAFETY REQUIREMENT PROVIDED AS PER FIRE PREVENTION AND FIRE SAFETY ACT-2016
- ELECTRICAL INFRASTRUCTURE SHALL BE PROVIDED AS PER CLAUSE NO.13.11 OF C.G.D.C.R-2017
- DRINKING WATER FACILITY FOR DISABLED PERSONS IS PROVIDED AS PER CLAUSE NO. 13.6.2 OF C.G.D.C.R.-2017
- DRAINAGE FACILITY IS PROVIDED AS PER THE CLAUSE NO. 13.10OF C.G.D.C.R.-2017
- SIGNAGES OF THE PARKING PLACE IS TO BE PROVIDED AS PER THE PROVISION OF THE CLAUSE NO.13.1.17 OF C.G.D.C.R.-2017
- ENTRANCE OF THE BUILDING IS PROVIDED AS PER THE CLAUSE NO.13.1.6 OF C.G.D.C.R.-2017
- THE PAVING OF BUILDING UNOFFIAL PLOT AS PER THE PROVISION OF THE CLAUSE NO.13.1.31 OF C.G.D.C.R.-2017
- THE STRUCTURAL DESIGN OF BUILDING IS AS PER NORMS OF SPECIFIED IN THE INDIAN STANDARD AND NECESSARY ACTION SHALL BE TAKEN FOR THE STRUCTURAL SAFETY DURING CONSTRUCTION.
- RAIN WATER STORAGE TANK AND RAIN WATER HARVESTING SYSTEM SHALL BE PROVIDED AS PER CLAUSE NO.17.2 OF C.G.D.C.R-2017
- COMMUNITY BIN PROVIDED AS PER THE PROVISION OF THE CLAUSE NO.17.2.4 & 17.2.5 OF C.G.D.C.R-2017
- GREY WATER RECYCLING SYSTEM & DUAL PLUMBING SYSTEM IS PROVIDED AS PER THE CLAUSE NO.17.3 OF C.G.D.C.R-2017
- TREE PLANTATION IS PROVIDED AS PER THE CLAUSE NO.17.4 OF C.G.D.C.R-2017
- SOLAR ASSISTED WATER HEATING SYSTEM SHALL BE PROVIDED AS PER CLAUSE NO.17.5 OF C.G.D.C.R-2017
- POLLUTION CONTROL SYSTEM IS PROVIDED AS PER THE CHAPTER NO.16 OF C.G.D.C.R-2017
- FIRE SAFETY SYSTEM IS PROVIDED AS PER CHAPTER 14 OF C.G.D.C.R-2017
- FIRE SAFETY PROVISION SHALL BE MADE AS PER FIRE PREVENTION AND LIFE SAFETY MEASURES REGULATION-2016 AND FIRE PREVENTION AND LIFE SAFETY MEASURES REGULATION-2013
- MAINTENANCE AND UPGRADATION OF BUILDING IS AS PER CHAPTER NO.19 OF C.G.D.C.R-2017
- MARGINAL SPACES & BASEMENT: SLAB SHALL HAVE LOAD BEARING CAPACITY OF 40/60 TONNES PER SQUARE METER SHALL BE PROVIDED AS PER CHAPTER NO.14 OF C.G.D.C.R.-2017 AND FIRE PREVENTION AND FIRE SAFETY ACT-2016.
- ROOF TOP SOLAR ENERGY INSTALLATION & GENERATION SHALL BE PROVIDED AS PER CLAUSE NO.17.5.1 OF C.G.D.C.R.-2017
- THE GLAZED SURFACE AREA OF THE EXTERNAL FACADE SHALL BE NON REFLECTIVE AND PROVIDED UP TO MAX OF 50 % OF THE TOTAL SURFACE AREA OF EACH FACADE WITH THE PROVISION OF SAFETY RAILING UP TO SILL LEVEL AS PER CLAUSE NO.13.13 OF C.G.D.C.R.-2017

The basic requiremens for fire protection Highrise buildings.

1) Hydrant system

ON/OFF switches located near the hose reel hose or hydrant outlet, at each floor for the main fire-pump at the underground water tank with a capacity to discharge 900 lit per min at 3 bar. pressure as measured at the terrace level should be installed.

the riser for the buildings exceeding 18 meters height should not be of less than 100mm internal diameter. The riser should be connected to the bottom of the terras tank with a stop valve and a NRV to act as a Down-corner.

one riser is required for every 1000sq. meters floor area and if the building is divided into, two or more parts then each part should have a separate riser with all the fittings at floor level.

Each floor should have one hydrant outlet with a coupling for attaching a 63mm. dia. hose.& 25mm. bore hose-reel hose with 8mm.SS shut-off nozzle at each floor landing. The length of the hose reel hose should be enough to reach the farthest corner of the floor. hose-box with 15 meters long 63mm. dia. hose and 12.5mm. bore nozzle at alternate floors. The hose-reel hose should be coupled to the riser.

Fire-servis inlet should be installed at a point near the entry to the premises where a fire service vehicle can approach easily.

A permanet hydrant point comprising of 63 mm.dia size 2nos of hydrant valves should be installed at the terrace level.

overhead tank refilling bypass connection should be done at the terrace level.

The overhead tank shall be of a capacity of not less than 20,000 liters.

The underground tank shall be of not less than 1,00,000 liters.

2) Fire lift:

The fire-lift and all lifts should have a provision to ground automatically in case of electricity failure. each building should have at least one lift as a fire-lift and if the building is divided into two or more part then each part should have a fire-LIFLIft-well should have blowers to pressurize the lift-well so connected that it will automatically operate when alarm call point is operated, so that it prevents the lift well getting smoke logged.

3) Fire alarm:

Fire alarm call point to be installed at each floor with sounders capabel of being heard all throughout the building.

4)Fire Extinguishers:

one Carbon Dioxide (CO2) type extinguisher of 4.5kg.with ISI mark. and one extinguisher of 5kg. Dry chemical powder (DCP) type extinguisher with ISI mark to be installed on each floor in case of commercial building

One Carbon Dioxide (CO2) type extinguisher of 4.5 kg. with ISI mark. OR Two carbon Dioxide (Co2) type extinguisher of 2kg. with ISI Mark capacity on alternate floors in case of residential building.

If the building is divided into two or more parts then each part should have these extinguishers installed.

5)staircase:

The staircase has to be oppen from at least one or two side but if the staircase is in the center core of the building it has to be pressurize to prevent it getting smoke logged.

6) Basement:

The basement of 200sq. meter or more should be protected with; Automatic sprinkler system with at least one sprinkle head for actual a car parking space.

Additionally be protected by a Hydrant outlet and two 25mm. bore hose-reel hoses with 8 mm. bore nozzles at each basement level.

7) Lightening arrester:

A lightening arrester should also be installed and be properly earthed to prevent damage to the building when the lightening strikes.

8) Photo luminescent (auto glow) signagrs:

If the building falls in a contined area or if it has an enclosed staircase or is not well lit-up on the inside, then adequate photo luminescent (auto glow) signagrs should be displayed at each floor / landing / pathway / dead-end along all exit routes leading to the ground level. The signage should indicate fire fighting, fire safety equipment present on the respective floor/landing/pathway/dead-end and along all exit routes leading to the ground level.

9) Electric power supply to the entire fire-safety system:

Electricity supply to the fire pump, fire alarm system, staircase pressurization system and fire lift should be made available from the main electrical supply. (i.e. from electrical power supply of the company) This is to ensure availability of power supply to the fire protection & safety even after the main electrical supply to the building is switched off at the time of fire.

10) Individual fire safty system:

Fire safty system should be provided in individual show room by owner.

Important Instructions:

After inspection of a low rise building by the fire service authority, if the fire officer concerned feels the need for additional fire prevention/protection measure /ventilation system required or equipment(i.e. - passive system/ suppression system / fire door - window / detection system / active system/ sprinkler/ drencher etc.) as per fire liad / firlrick / public gathering. potential / occupancy / confined area, those additional measures / equipment have to be implemented / installed.

FIRE HYDRANT LEGEND		
SR.	SYMBOL	DISCRIPTION
1		FIRE HYDRANT PIPE MAIN
2		SLUICE VALVE
3		NON RETURN VALVE
4		COURT YARD HYDRANT VALVE
5		LANDING HYDRANT VALVE
6		HOSE BOX
7		FIRST AID HOSE REEL
8		AIR RELEASE VALVE
9		TWO WAY SIAMESE CONNECTION
10		RISE ON DROP

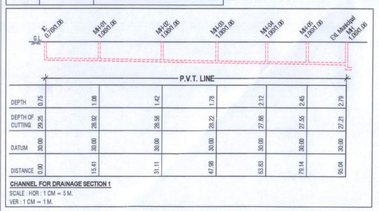

SCRUTINIZE COPY
NO. 5313/22 Dt. 16/11/22
TDO, BPSP, AMC

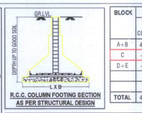

NOTES :- AS PER CGDCR 2017 CLAUSE NO. :- 6.3.2 (4 - c)
IN CASE OF ELECTRIC METER ROOM PROVIDED IN HOLLOW PLINTH AND IF THE TOTAL AREA DOES NOT EXCEED 50.0 SQ.MT. THIS AREA SHALL NOT BE CONSIDERED TOWARDS COMPUTATION OF FSI.
NOTE :-ELE. DUCT WITH 1.15 MT. HT. PARA WALL & FRD SHUTTER ABOVE

BLOCK	CONSUME F.S.I.			NO. OF UNIT	RESI. DWELLING UNIT MORE THEN 0 SQ.MT AND UP TO 50 SQ.MT			RESI. DWELLING UNIT MORE THEN 50 SQ.MT AND UP TO 66 SQ.MT			RESI. DWELLING UNIT MORE THEN 66 SQ.MT AND UP TO 90 SQ.MT			OTHER F.S.I		COMM. F.S.I	
	COMM.	RESI.	TOTAL	COMM.	NO. OF UNIT	F.S.I. AREA	% USED F.S.I.	NO. OF UNIT	F.S.I. AREA	% USED F.S.I.	NO. OF UNIT	F.S.I. AREA	% USED F.S.I.	F.S.I. AREA	% USED F.S.I.	NO. OF UNIT	F.S.I. AREA	% USED F.S.I.
A + B	401.31	4209.80	4611.11	12	00	0.00	------	00	0.00	0.00	56	4209.80	100.00	0.00	0.00	12	401.31	8.70
C	------	2793.56	2793.56	00	------	------	------	28	1843.94	66.01	14	949.62	33.99	------	------	------	------	------
D + E	------	4464.11	4464.11	00	------	------	------	00	0.00	0.00	56	4464.11	100.00	------	------	------	------	------
	------	------	------	------	------	------	------	------	------	------	------	------	------	------	------	------	------	------
TOTAL	401.31	11467.47	11868.78	12	0.00	0.00	0.00	28	1843.94	15.54	126	9623.53	81.06	0.00	0.00	12	401.31	3.38

1.	PLOT AREA	4637.93
2.	PERMISSIBLE FSI	8348.27
3.	PERMISSIBLE CHARGEABLE FSI	4174.14
4.	MAX. PERMISSIBLE F.S.I. (2+ 3)	12522.41
5.	TOTAL UTILISED F.S.I.	11868.78
6.	UTILISED CHARGEBLE F.S.I. (5-2)	3520.51
7.	MAX. PERMISSIBLE F.S.I. COMMERCIAL	1166.88

GRAND TOTAL DETAILS				
SR. NO.	DWELLING UNIT TYPE	NO. OF UNIT	USED F.S.I.	% USED F.S.I.	CHARGEABLE F.S.I.
A	COMMERCIAL UNIT	12	401.31	3.38	119.04
B	UP 50.00 SQ.MT.	00	0.00	0.00	0.00
C	MORE THEN 50 AND UP TO 66	28	1843.94	15.54	546.66
D	MORE THEN 66 AND UP TO 90	126	9623.53	81.08	2854.52
E	WITH AFF. F.S.I. (40% SLAB)	----	0.00	0.00	00.00
	TOTAL	166	11868.78	100.00	3520.51

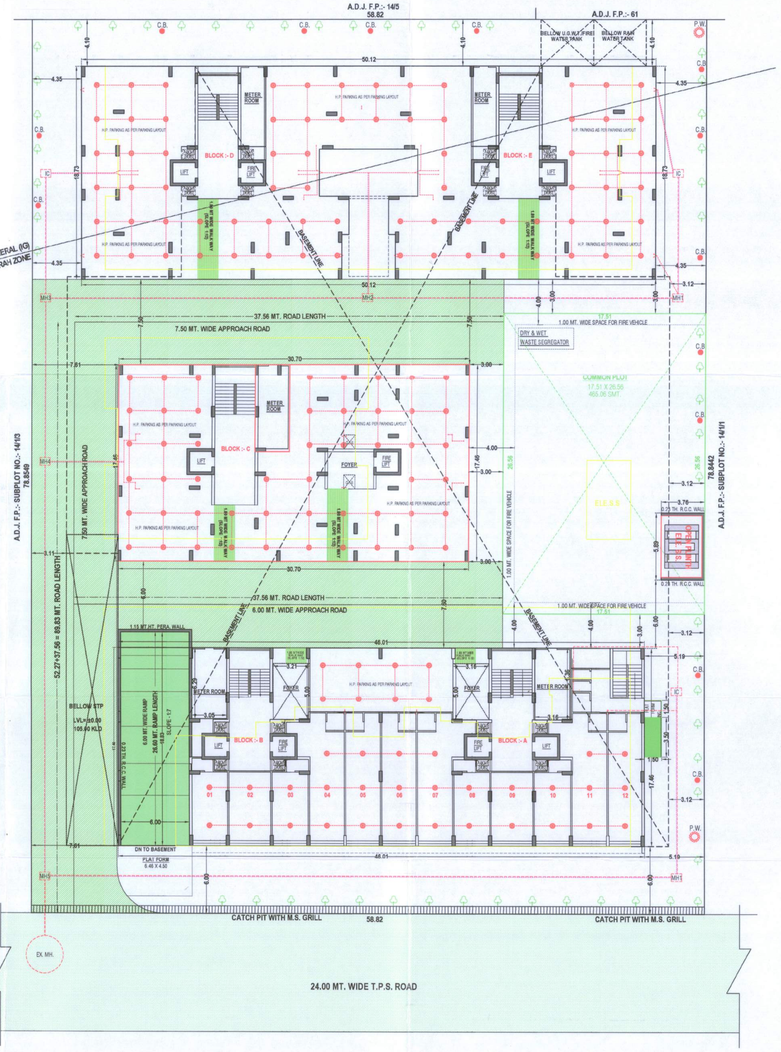

LAYOUT PLAN
SCALE : 1 CM = 2.00 MT

FLOOR AREA TABLE:-	APPROVED BLOCK :- A+B			REVISED BLOCK :- A+B			APPROVED BLOCK :- C			REVISED BLOCK :- C			APPROVED BLOCK :- D+E			REVISED BLOCK :- D+E			APPROVED TOTAL			REVISED TOTAL		
	USE		FLOOR AREA	USE		FLOOR AREA	USE		FLOOR AREA	USE		FLOOR AREA	USE		FLOOR AREA	USE		FLOOR AREA	FLOOR AREA			FLOOR AREA		
FLOOR	COMM.	RESI.	TOTAL	COMM.	RESI.	TOTAL	COMM.	RESI.	TOTAL	COMM.	RESI.	TOTAL	COMM.	RESI.	TOTAL	COMM.	RESI.	TOTAL	COMM.	RESI.	TOTAL	COMM.	RESI.	TOTAL
GR. FLOOR (S.P.)	11	----	11	417.82	28.97	446.79	----	----	----	----	28.38	----	----	----	----	11	----	11	417.82	57.35	474.97	----	22	22
1st. FLOOR	11	04	15	477.84	318.34	796.18	----	08	08	601.40	601.40	04	317.72	05	399.08	08	636.68	08	637.73	----	20	20	----	22
2nd. FLOOR	----	08	08	----	636.68	636.68	----	08	08	601.40	601.40	04	317.72	05	399.08	08	636.68	08	637.73	----	20	20	----	22
3rd. FLOOR	----	08	08	----	636.68	636.68	----	08	08	601.40	601.40	04	317.72	05	399.08	08	636.68	08	637.73	----	20	20	----	22
4th. FLOOR	----	08	08	----	636.68	636.68	----	08	08	601.40	601.40	04	317.72	05	399.08	08	636.68	08	637.73	----	20	20	----	22
5th. FLOOR	----	08	08	----	636.68	636.68	----	08	08	601.40	601.40	04	317.72	05	399.08	08	636.68	08	637.73	----	20	20	----	22
6th. FLOOR	----	08	08	----	636.68	636.68	----	08	08	601.40	601.40	04	317.72	05	399.08	08	636.68	08	637.73	----	20	20	----	22
7th. FLOOR	----	08	08	----	636.68	636.68	----	08	08	601.40	601.40	04	317.72	05	399.08	08	636.68	08	637.73	----	20	20	----	22
TOTAL	32	63	74	895.46	4167.39	5062.85	12	56	68	401.31	4209.80	4611.11	28	2224.04	42	2793.56	56	4485.14	56	4464.11	22	136	158	401.31

FLOOR	COMM.	RESI.	TOTAL	COMM.	RESI.	TOTAL	COMM.	RESI.	TOTAL	COMM.	RESI.	TOTAL	COMM.	RESI.	TOTAL	COMM.	RESI.	TOTAL	COMM.	RESI.	TOTAL	COMM.	RESI.	TOTAL
BASEMENT	----	----	----	3310.16	----	3310.16	----	----	----	----	----	----	----	----	----	----	----	----	3310.16	----	3310.16	3112.97	----	3112.97
GR. FLOOR (H.P.)	517.24	----	517.24	----	----	----	----	----	----	----	----	----	----	----	----	----	----	----	1728.22	----	1728.22	1797.66	----	1797.66
GR. FLOOR (S.P.)	450.35	----	450.35	414.56	----	414.56	----	----	----	----	----	----	----	----	----	26.54	450.35	476.89	414.56	----	414.56	----	----	414.56
1st. FLOOR	511.75	444.98	956.73	----	753.56	753.56	----	387.53	387.53	----	480.40	785.75	759.26	----	----	511.75	1618.26	2130.01	----	1993.22	1993.22	----	1993.22	1993.22
2nd. FLOOR	----	785.75	785.75	----	753.56	753.56	----	387.53	387.53	----	480.40	785.75	759.26	----	----	----	1959.03	1959.03	----	1993.22	1993.22	----	1993.22	1993.22
3rd. FLOOR	----	785.75	785.75	----	753.56	753.56	----	387.53	387.53	----	480.40	785.75	759.26	----	----	----	1959.03	1959.03	----	1993.22	1993.22	----	1993.22	1993.22
4th. FLOOR	----	785.75	785.75	----	753.56	753.56	----	387.53	387.53	----	480.40	785.75	759.26	----	----	----	1959.03	1959.03	----	1993.22	1993.22	----	1993.22	1993.22
5th. FLOOR	----	785.75	785.75	----	753.56	753.56	----	387.53	387.53	----	480.40	785.75	759.26	----	----	----	1959.03	1959.03	----	1993.22	1993.22	----	1993.22	1993.22
6th. FLOOR	----	785.75	785.75	----	753.56	753.56	----	387.53	387.53	----	480.40	785.75	759.26	----	----	----	1959.03	1959.03	----	1993.22	1993.22	----	1993.22	1993.22
7th. FLOOR	----	785.75	785.75	----	753.56	753.56	----	387.53	387.53	----	480.40	785.75	759.26	----	----	----	1959.03	1959.03	----	1993.22	1993.22	----	1993.22	1993.22
ST. CABIN	----	127.62	127.62	----	118.28	118.28	----	55.63	55.63	----	74.66	127.62	136.19	----	----	----	321.25	321.25	----	327.13	327.13	----	327.13	327.13
LM. & OHMT	----	107.07	107.07	----	126.61	126.61	----	55.63	55.63	----	55.01	107.07	104.73	----	----	----	269.94	269.94	----	286.35	286.35	----	286.35	286.35
ELE.SUB.	----	----	----	----	22.15	22.15	----	----	----	----	----	----	----	----	----	----	----	----	----	22.15	22.15	----	22.15	22.15
TOTAL	962.10	6221.57	10183.67	414.56	9041.70	9456.26	3234.46	3234.46	4028.49	6545.92	6428.83	12974.75	2224.04	2793.56	4485.14	4464.11	11067.47	11868.78	10976.57	11772.05	22.91	11967.47	11868.78	22.91

F.S.I. AREA TABLE:-	APPROVED BLOCK :- A+B			REVISED BLOCK :- A+B			APPROVED BLOCK :- C	REVISED BLOCK :- C	APPROVED BLOCK :- D+E	REVISED BLOCK :- D+E	APPROVED TOTAL			REVISED TOTAL		
FLOOR	COMM.	RESI.	TOTAL	COMM.	RESI.	TOTAL	RESI.	RESI.	RESI.	RESI.	COMM.	RESI.	TOTAL	COMM.	RESI.	TOTAL
GR. FLOOR (S.P.)	417.82	28.97	446.79	401.31	------	401.31	28.38	------	------	------	417.82	57.35	474.97	401.31	------	401.31
1st. FLOOR	477.84	318.34	796.18	------	601.40	601.40	317.72	399.08	636.68	637.73	477.84	1272.74	1750.58	------	1638.21	1638.21
2nd. FLOOR	------	636.68	636.68	------	601.40	601.40	317.72	399.08	636.68	637.73	------	1591.08	1591.08	------	1638.21	1638.21
3rd. FLOOR	------	636.68	636.68	------	601.40	601.40	317.72	399.08	636.68	637.73	------	1591.08	1591.08	------	1638.21	1638.21
4th. FLOOR	------	636.68	636.68	------	601.40	601.40	317.72	399.08	636.68	637.73	------	1591.08	1591.08	------	1638.21	1638.21
5th. FLOOR	------	636.68	636.68	------	601.40	601.40	317.72	399.08	636.68	637.73	------	1591.08	1591.08	------	1638.21	1638.21
6th. FLOOR	------	636.68	636.68	------	601.40	601.40	317.72	399.08	636.68	637.73	------	1591.08	1591.08	------	1638.21	1638.21
7th. FLOOR	------	636.68	636.68	------	601.40	601.40	317.72	399.08	636.68	637.73	------	1591.08	1591.08	------	1638.21	1638.21
TOTAL	895.46	4167.39	5062.85	401.31	4209.80	4611.11	2224.04	2793.56	4485.14	4464.11	895.46	10976.57	11772.05	401.31	11467.47	11868.78

BUILT UP AREA TABLE:-	APPROVED BLOCK :- A+B			REVISED BLOCK :- A+B			APPROVED BLOCK :- C	REVISED BLOCK :- C	APPROVED BLOCK :- D+E	REVISED BLOCK :- D+E	APPROVED TOTAL			REVISED TOTAL		
FLOOR	COMM.	RESI.	TOTAL	COMM.	RESI.	TOTAL	RESI.	RESI.	RESI.	RESI.	COMM.	RESI.	ELE.SUB	COMM.	RESI.	TOTAL
BASEMENT	----	3310.16	3310.16	------	3112.97	3112.97	------	------	------	------	----	3310.16	------	----	3112.97	3112.97
GR. FLOOR (H.P.)	517.24	517.24	------	388.77	388.77	400.[illegible]	536.62	810.88	672.89	------	----	1728.22	------	----	1797.66	1797.66
GR. FLOOR (S.P.)	450.35	450.35	414.56	------	414.56	------	------	------	------	26.54	450.35	------	------	414.56	------	414.56
1st. FLOOR	511.75	444.98	956.73	------	753.56	753.56	387.53	480.40	785.75	759.26	----	511.75	1618.26	2130.01	1993.22	1993.22
2nd. FLOOR	------	785.75	785.75	------	753.56	753.56	387.53	480.40	785.75	759.26	------	------	1959.03	1959.03	1993.22	1993.22
3rd. FLOOR	------	785.75	785.75	------	753.56	753.56	387.53	480.40	785.75	759.26	------	------	1959.03	1959.03	1993.22	1993.22
4th. FLOOR	------	785.75	785.75	------	753.56	753.56	387.53	480.40	785.75	759.26	------	------	1959.03	1959.03	1993.22	1993.22
5th. FLOOR	------	785.75	785.75	------	753.56	753.56	387.53	480.40	785.75	759.26	------	------	1959.03	1959.03	1993.22	1993.22
6th. FLOOR	------	785.75	785.75	------	753.56	753.56	387.53	480.40	785.75	759.26	------	------	1959.03	1959.03	1993.22	1993.22
7th. FLOOR	------	785.75	785.75	------	753.56	753.56	387.53	480.40	785.75	759.26	------	------	1959.03	1959.03	1993.22	1993.22
ST. CABIN	------	127.62	127.62	------	118.28	118.28	55.63	74.66	127.62	136.19	------	------	321.25	321.25	327.13	327.13
LM. & OHMT	------	107.07	107.07	------	126.61	126.61	55.63	55.01	107.07	104.73	------	------	269.94	269.94	286.35	286.35
ELE.SUB.	------	------	------	------	22.15	22.15	------	------	------	------	------	------	------	------	22.15	22.15
TOTAL	962.10	9221.57	10183.67	414.56	9041.70	9456.26	3234.46	4028.49	6545.92	6428.83	962.10	19002.01	11990.65	414.56	19498.82	19913.38

SANITARY CALC:-
REQ. SANITARY 4.00 5.0 MT CARPET AREA = 1 PERSONS
TOTAL CARPET AREA = 401.31 SMT.
401.31 / 04 = 100.33 PERSONS
SMT = 100 PERSONS

REQ. SANITARY	PROVI. SANITARY
50 Person 1 W.c. & Urinal	Provi. 1 Tol.for Each Unit
100/50 = 2.00 Say = 2.00	Total Provide 12 Nos.
1.00 Male wc & 1.00 Female wc	General 02 Nos.
One Toilet Provided In Each Shop	
25 % Sanitary For General Public	
Urinal = 2Kl0.25 = 0.50 Say = 01 For Male	
W.c = 2Kl0.25 = 0.50 Say = 01 For Female	
One Special Toilet For Handicap Person	

LIFT CALCULATION - BLOCK :- A+B
30 UNIT = 1 LIFT = 6 PERSON
3rd. & 7th. FLOOR UNIT = 40
40 / 30 = 1.33 LIFT
REQ. =2 LIFT = 12 PERSON
PROVIDED = 04 LIFT
1 LIFT = 06 PERSON
04 LIFT = 04 X 06 = 24 PERSON

LIFT CALCULATION - BLOCK :- C
30 UNIT = 1 LIFT = 6 PERSON
3rd. & 10th. FLOOR UNIT = 30
30 / 30 = 1.00 LIFT
REQ. =1 LIFT = 6 PERSON
PROVIDED = 02 LIFT
1 LIFT = 06 PERSON
02 LIFT = 02 X 06 = 12 PERSON

LIFT CALCULATION - BLOCK :-DHE
30 UNIT = 1 LIFT = 6 PERSON
3rd. & 7th. FLOOR UNIT = 40
40 / 30 = 1.33 LIFT
REQ. =2 LIFT = 12 PERSON
PROVIDED = 04 LIFT
1 LIFT = 06 PERSON
04 LIFT = 04 X 06 = 24 PERSON

COMMON PLOT AREA CALC :-	IN SMT.
(A) 17.51 X 26.56 X 1 =	465.06
TOTAL =	465.06
NET COMMON PLOT AREA =	465.06

COMMON PLOT AREA CALC :-	IN SMT.
COMMON PLOT - 01	
(A) 17.51 X 26.56 =	465.06
AREA OF COMMON PLOT =	465.06 SMT.
PERMI. B.A. 15% =	69.76 SMT.
PROP.B.A.IN C.O.P.:-	GR. FL. = 22.15 SMT

BUILDING HEIGHT TABLE		
BLOCK	HEIGHT OF BUILDING (GR. TO TOP FLOOR)	TOTAL HEIGHT
A + B	24.85	31.03
C	24.85	31.03
D + E	24.85	31.03

BLOCK :- (ELE S.S.)
BUILT UP AREA CALC- SQMT
GROUND FLOOR
3.78 X 5.89 = 22.15 SMT.

COLOUR NOTE :-
PROP. WORK

NOTES :- AS PER CGDCR 2017 CLAUSE NO. :- 6.3.2 (4 - c)
IN CASE OF ELECTRIC METER ROOM PROVIDED IN HOLLOW PLINTH AND IF THE TOTAL AREA DOES NOT EXCEED 50.0 SQ.MT. THIS AREA SHALL NOT BE CONSIDERED TOWARDS COMPUTATION OF FSI.

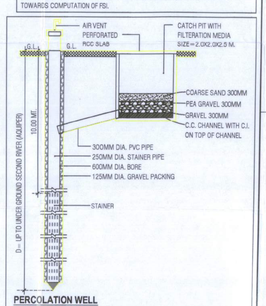

- [illegible]
- [illegible]
- [illegible]

RESPONSIBILITY (C.G.D.C.R.-2017 CL. NO. 4.3.4 & 4.4.2) :-
APPROVAL OF DRAWINGS AND ACCEPTANCE OF ANY STATEMENT, DOCUMENTS, STRUCTURAL REPORT, STRUCTURAL DRAWINGS, PROGRESS CERTIFICATE OR BUILDING COMPLETION CERTIFICATES SHALL NOT DISCHARGE THE OWNER, ENGINEER, ARCHITECT, CLERK OF WORKSITE SUPERVISOR, STRUCTURAL DESIGNER, DEVELOPER, OWNER FROM THEIR RESPONSIBILITIES, IMPOSED UNDER THE ACT, THE DEVELOPMENT CONTROL REGULATIONS AND THE LAWS OF TORT AND CONTRACT.
LIABILITY (C.G.D.C.R.-2017 CL. NO. 3.3.3) :-
NOTWITHSTANDING ANY DEVELOPMENT PERMISSION GRANTED UNDER THE ACT AND THESE REGULATIONS, ANY PERSON UNDERTAKING ANY DEVELOPMENT WORK SHALL CONTINUE TO BE WHOLLY AND SOLELY LIABLE FOR ANY INJURY OR DAMAGE OR LOSS WHATSOEVER THAT MAY BE CAUSED TO ANY ONE IN OR AROUND THE AREA DURING SUCH CONSTRUCTION AND NO LIABILITY WHATSOEVER IN THIS REGARD SHALL BE CAST ON THE AUTHORITY.