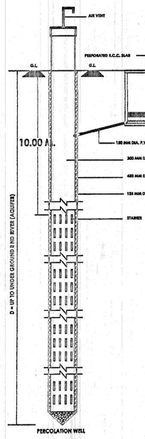

FOR BUILDING UNIT 1000.00 SQ. MTS. OR MORE AND UP TO 4000.00 SQ. MTS. AND PART THERE OF IT.

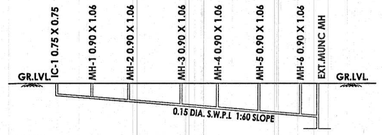

DATUM

CUTTING	0.75	0.75	1.18	1.50	1.73	1.99	2.24	2.33
INV.LEV.	29.25	29.05	28.82	28.50	28.27	28.01	27.76	27.67
GR.LVL.	30.00	30.00	30.00	30.00	30.00	30.00	30.00	30.00
DISTANCE	0.00	12.19	25.81	45.25	68.70	74.12	89.46	94.88

DRAINAGE SECTION VER. 1.00 CM = 1.00 MT.
SCALE - HORI. 1.00 CM = 5.00 MT.

NOTES:-

- ENGINEER IS FULLY RESPONSIBLE FOR LEAVING OPEN SPACE AND MARGIN.
- THE DEPTH AND POSITION OF EXISTING MUNICIPAL MAN HOLE IS VERIFIED BY ME ON SITE AND PREMISES CAN GET DRAINAGE CONNECTION.
- IT IS CERTIFY THAT ACCORDING TO GDCR-2021 ALL REQUIREMENTS OF THE BUILDING ARE CHECKED AND NECESSARY ACTIONS ARE TAKEN.
- IT IS CERTIFY THAT ACCORDING TO THE CLAUSE NO. 4.5.3 OF THE GDCR-2021. THE STRUCTURE OF THE BUILDING IS DESIGN AS PER THE NORMS OF THE INDIAN STANDARDS.
- DESIGN OF STAIRCASE AND RAILING IS PROVIDED AS PER THE PROVISION OF THE CLAUSE NO. 23.1.12 AND 23.14 AND 24.6 OF GDCR-2021.
- LIFT IS PROVIDED AS PER THE PROVISION OF THE CLAUSE NO. 23.12 AND 24.7 OF GDCR-2021.
- WATER TANK IS PROVIDED AS PER THE PROVISION OF THE CLAUSE NO. 23.6 OF GDCR-2021.
- SEPARATE LETTER BOX IS PROVIDED AT GROUND LEVEL FOR EACH UNIT.
- WATER TANK FOR FIRE SAFETY REQUIREMENT PROVIDED AS PER CHAPTER NO. 24 OF GDCR-2021.
- ELECTRICAL INFRASTRUCTURE SHALL BE PROVIDED AS PER CLAUSE NO. 23.11 OF THE GDCR-2021.
- DRINKING WATER FACILITY FOR DISABLED PERSONS IS PROVIDED AS PER THE CLAUSE NO. 23.6.2 OF THE GDCR-2021.
- DRAINAGE FACILITY IS PROVIDED AS PER THE CLAUSE NO. 23.10 OF THE GDCR-2021.
- SIGNAGES OF THE PARKING PLACE IS TO BE PROVIDED AS PER THE CLAUSE NO. 23.7 OF THE GDCR-2021.
- ENTRANCE OF THE BUILDING IS PROVIDED AS PER THE CLAUSE NO. 23.1.7 OF GDCR-2021.
- THE STRUCTURE OF THE BUILDING IS AS PER THE NORMS OF THE SPECIFIED IN THE INDIAN STANDARD AND TAKE NECESSARY ACTION FOR THE STRUCTURAL SAFETY DURING THE CONSTRUCTION.
- COMMUNITY BIN PROVIDED AS PER THE PROVISION OF THE CLAUSE NO. 27.3 OF GDCR-2021.
- TREE PLANTATION IS PROVIDED AS PER THE CLAUSE NO. 27.5 OF GDCR-2021.
- FIRE SAFETY SYSTEM IS PROVIDED AS PER CHAPTER NO. 24 OF GDCR-2021.
- MAINTENANCE AND UP GRADATION OF BUILDING IS AS PER CHAPTER NO. 29 OF GDCR-2021.

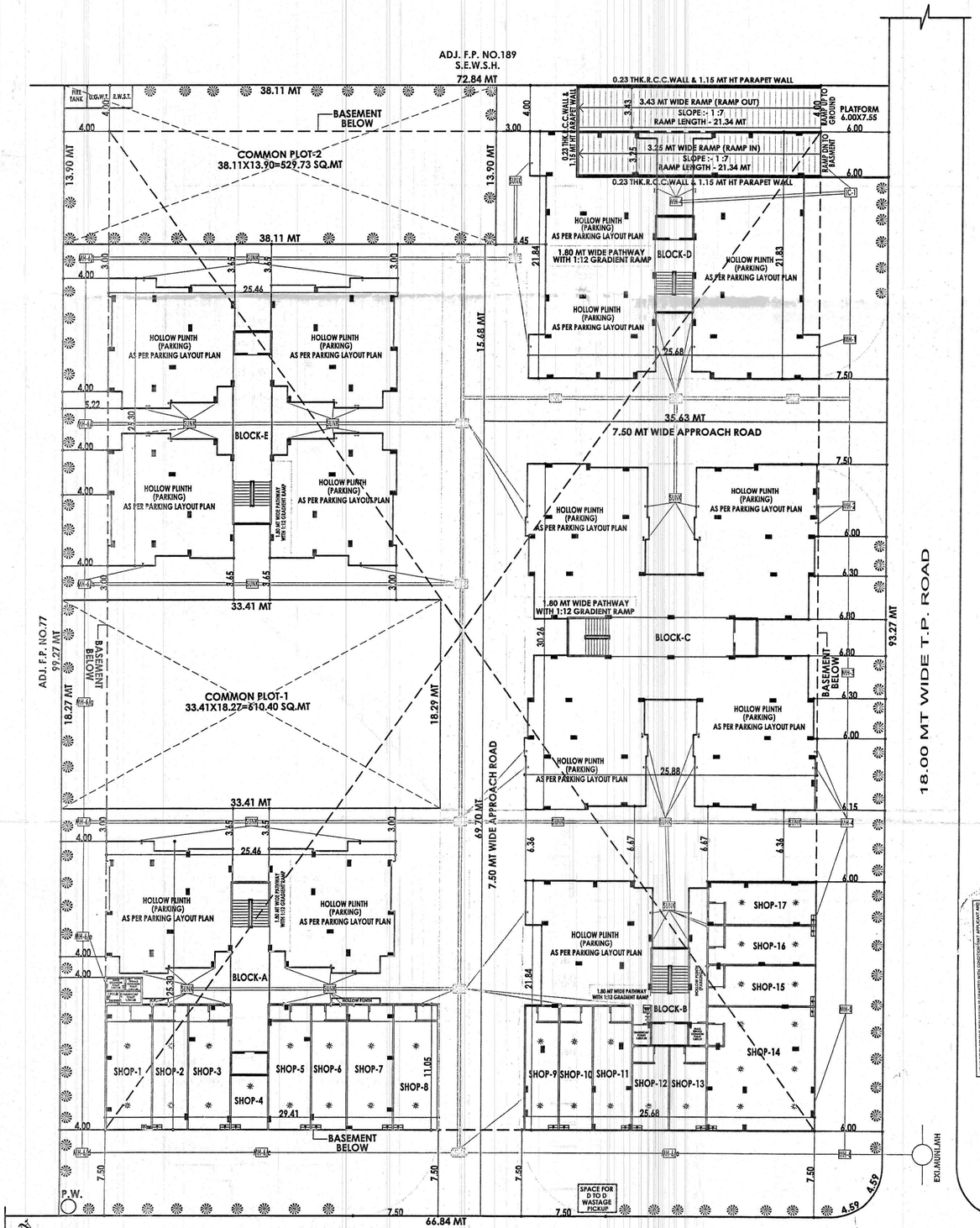

LAY OUT PLAN.
SCALE : 1.00 CM = 2.50 MT

SCRUTINIZE COPY
No. 1962 Dt. 17/12/17
TDO, BPSP, AMC

FIRE GENERAL NOTES

LEGEND	DESCRIPTION
	FIRE HYDRANT SYSTEM PIPR MAIN
SH	SINGLE HANDED HYDRANT VALVE
	SLUICE VALVE
	TWO WAY SAME CONNECTION
OR	RISE OR DROP
	NON RETURN VALVE
	REDUCER
	FIRE HOSE BOX
	HOSE REEL HOUSE
	DO.P & CO-2

The Basic Requirements For Fire Protection Of High - Rise Building In A.M.C and AUDA Area

(1) HYDRANT SYSTEM :
ON/OFF switches located near the hose reel hose or hydrant outlet, at each floor for the main Fire - Pump at the underground water tank with a capacity to discharge the 900 liters per minute at 3 barpressure as measured at the terrace levehould be installed.
The Riser For The Buildings EXceeding 18 meters height should not be of less than 100mm. Internal diameter. The riser should be connected to the bottom of the terrace tank with a stop valve and a NRV to act as a Down - comer.
On riser in required for every 1000 sq. meters floor area and if the building is divided into, two or more parts then each part should have a separate riser with all fittings at each floor level.
Each floor should have one hydrant outlet with a coupling for attaching a 63 mm.dia. hose 25 mm. bore hose - reel hose with 8 mm. shut - off nozzleach floor landing.
The length of the hose reel hose should be enough to reach the farthest comer the floor Hose boX with 15 meters long 63mm. dia. hose and 12.5 mm. bore nozzle at alternate floors. The hose - reel hose should be coupled to the riser.
Fire - service should be installed at a point near the entry to the premises where a fire service vehicle can approach easily.
The OVERHEAD TANK shall be of a capacity of not less than 20,000 liters.
The UNDERGROUND TANK shall be of a capacity of not less than 1,00,000 liters.

(2) FIRE LIFT :
The Fire-Lift and all the lifts should have a provision to ground automatically in case of electricity failure. Each building should have at least one lifts as a fire - lift and if the building is divided in to two or more parts then each part should have a fire - lift. - well should have blowers to pressurize the lift - well so connected that it will automatically operate when alarm call point is operate, so that it prevents the lift well getting smoke logged.

(3) FIRE ALARM :
Fire alarm call point to be installed at each floor with sounders capable of being heard all throughout the building.

(4) FIRE EXTINGUISHERS :
One Carbon DioXide (CO 2) type eXtinguisher of 4.5 kg.
and one eXtinguisher of 5kg. Dry Chemical Powder (DCP) to be installed on each floor in case of commercial building.
Two Carbon DioXide (CO2) type eXtinguisher of 2 kg. capacity on each floor and 5kg. Dry Chemical Powder (DCP) type eXtinguisher on alternate floors in case of residential buildings.
If the building is divided into two or more parts then each part should have these eXtinguishers installed.

(5) STAIRCASE :
The staircase has to be open from at least one or two sides but if the staircase is in the center core of the building it has ulo be pressurized to prevent it getting smoke logged.
The Riser / Down - comer should be located in the staircase or close to in to make it easily approachable n case of fire from the - floor below or above.

TREE PLANTATION :

PLOT AREA = 7223.00 SQ.MT
REQUIRED : 3 NOS TREE / 200.00 SQ.MT = 108.35 SAY 109 NOS
PROVIDED : 109 NOS TREE

PARCOLITING WELL

PLOT AREA = 7223.00 SQ.MT
REQUIRED P.W. = 7223.00 /4000.00 = 1.81 SAY 2 NOS P.W.
REQ : 2 NOS. P.W.

RESIDENCE - C.B. REQUIRED CALCULATION

DUST BIN REQUIRED 10 LTS / 1 RESI UNIT
REQ : TOTAL UNIT 102 X 10 = 1020.00 LTS (12.75 SAY 13 BIN)
PROVI : 13 NOS BIN EACH 80 LIT CAPACITY

COMMERCIAL - C.B. REQUIRED CALCULATION

TOTAL FLOOR AREA = 685.45 SQ.MT
REQ : 685.45 X 20 / 100 = 137.09 LTS SAY 138 LTS
PROVI : 1.73 SAY 2 NOS BIN EACH 80 LIT CAPACITY

PROVIDED COMMON PLOT

C.P.-1 33.41X18.27= 610.40 SQ.MT
C.P.-2 38.11X13.90= 529.73 SQ.MT
TOTAL=1140.13 SQ.MT

COLOUR NOTES

PLOT BOUNDRY
ROAD
PROP WORK
PROP DRAINAGE
TREE PLANTATION
DUST BIN
PARKING
SPRINKLER
P.W.

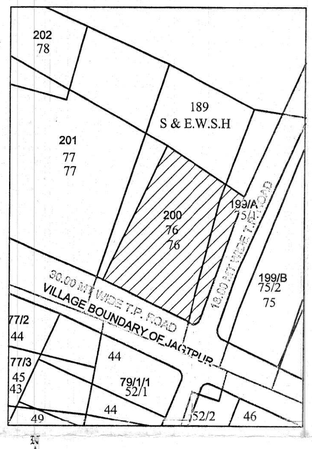

KEY PLAN .
SCALE : 1.00 CM = 20.00 MT



LAYOUT PLAN

SHEET NO : 1/13

LAYOUT PLAN SHOWING PROP.RESIDENCE + COMMERCIAL BUILDING ON (SUR.NO.200)
F.P.NO.76,T.P.S.NO.57 (CHHARODI-GOTA-JAGATPUR-OGNAJ-KHODIYAR-KHORAJ)
MOJE : JAGATPUR,TALUKA : GHATIODIYA,DIST : AHMEDABAD.

SCALE : 1.00 CM = 2.50 MT

BLOCK-A

USE ZONE :- RESIDENCE-II (R-2)

USE OF THE CONSTRUCTION :- RESIDENCE+COMMERCIAL

AREA TABLE	TOTAL IN SQ.MT
PLOT AREA OF F.P.NO.76	7223.00
REQUIRED COMMON PLOT AREA @ 10 %	722.30
PROVIDED COMMON PLOT AREA	1140.13

F.S.I. AREA TABLE	BLOCK:A		BLOCK:B		BLOCK:C	BLOCK:D	BLOCK:E	TOTAL IN SQ.MT
	COMM.	RESI.	COMM.	RESI.	RESI.	RESI.	RESI.	
PLOT AREA OF F.P.NO.76	----	----	----	----	----	----	----	7223.00
PERMI. F.S.I. AREA @ 1 : 1.2	----	----	----	----	----	----	----	8667.60
PERMI. CHARGABLE F.S.I. AREA AS PER @ 0.60	----	----	----	----	----	----	----	4333.80
TOTAL PERMI.CHARGABLE F.S.I. AREA	----	----	----	----	----	----	----	13001.40
PROP.F.S.I. AREA ON GROUND FLOOR	312.89	----	372.56	----	----	----	----	685.45
PROP.F.S.I. AREA ON 1st FLOOR	----	464.77	----	437.21	592.74	437.21	464.99	2396.92
PROP.F.S.I. AREA ON 2nd FLOOR	----	464.77	----	437.21	592.74	437.21	464.99	2396.92
PROP.F.S.I. AREA ON 3rd FLOOR	----	464.77	----	437.21	592.74	437.21	464.99	2396.92
PROP.F.S.I. AREA ON 4th FLOOR	----	464.77	----	437.21	592.74	437.21	464.99	2396.92
PROP.F.S.I. AREA ON 5th FLOOR	----	235.36	----	219.84	592.74	437.21	464.99	1950.14
PROP.F.S.I. AREA ON 6th FLOOR	----	----	----	----	317.22	220.17	235.58	772.97
TOTAL UTILIZED F.S.I. AREA	312.89	2094.44	372.56	1968.68	3280.92	2406.22	2560.53	12996.24
PROP.CHARGEBLE F.S.I. AREA	----	----	----	----	----	----	----	4328.64

BUILT UP AREA TABLE	BLOCK:A		BLOCK:B		BLOCK:C	BLOCK:D	BLOCK:E	TOTAL IN SQ.MT
	COMM.	RESI.	COMM.	RESI.	RESI.	RESI.	RESI.	
PROP.BUILT UP AREA ON BASEMENT	----	5512.33	----	----	----	----	----	5512.33
PROP.BUILT UP AREA ON GROUND FLOOR	312.89	288.71	372.56	157.56	645.05	473.90	517.30	2767.97
PROP.BUILT UP AREA ON 1st FLOOR	----	517.08	----	473.90	645.05	473.90	517.30	2627.23
PROP.BUILT UP AREA ON 2nd FLOOR	----	517.08	----	473.90	645.05	473.90	517.30	2627.23
PROP.BUILT UP AREA ON 3rd FLOOR	----	517.08	----	473.90	645.05	473.90	517.30	2627.23
PROP.BUILT UP AREA ON 4th FLOOR	----	517.08	----	473.90	645.05	473.90	517.30	2627.23
PROP.BUILT UP AREA ON 5th FLOOR	----	287.67	----	256.53	645.05	473.90	517.30	2180.45
PROP.BUILT UP AREA ON 6th FLOOR	----	----	----	----	369.53	256.86	287.89	914.28
PROP.BUILT UP AREA ON STAIR CABIN	----	62.78	----	40.24	59.94	40.24	62.78	265.98
PROP.BUILT UP AREA ON L.M.ROOM	----	24.18	----	28.90	32.96	28.90	24.18	139.12
TOTAL BUILT UP AREA	312.89	8243.99	372.56	2378.83	4332.73	3169.40	3478.65	22289.05

FLOOR AREA TABLE	BLOCK:A		BLOCK:B		BLOCK:C	BLOCK:D	BLOCK:E	TOTAL IN SQ.MT
	COMM.	RESI.	COMM.	RESI.	RESI.	RESI.	RESI.	
GROUND FLOOR	312.89	----	372.56	----	----	----	----	685.45
1st FLOOR	----	464.77	----	437.21	592.74	437.21	464.99	2396.92
2nd FLOOR	----	464.77	----	437.21	592.74	437.21	464.99	2396.92
3rd FLOOR	----	464.77	----	437.21	592.74	437.21	464.99	2396.92
4th FLOOR	----	464.77	----	437.21	592.74	437.21	464.99	2396.92
5th FLOOR	----	235.36	----	219.84	592.74	437.21	464.99	1950.14
6th FLOOR	----	----	----	----	317.22	220.17	235.58	772.97
TOTAL	312.89	2094.44	372.56	1968.68	3280.92	2406.22	2560.53	12996.24

UNIT AREA TABLE	BLOCK:A		BLOCK:B		BLOCK:C	BLOCK:D	BLOCK:E	TOTAL	
	COMM.	RESI.	COMM.	RESI.	RESI.	RESI.	RESI.	COMM.	RESI.
GROUND FLOOR	08	----	10	----	----	----	----	18	---
1st FLOOR	----	04	----	04	04	04	04	----	20
2nd FLOOR	----	04	----	04	04	04	04	----	20
3rd FLOOR	----	04	----	04	04	04	04	----	20
4th FLOOR	----	04	----	04	04	04	04	----	20
5th FLOOR	----	02	----	02	04	04	04	----	16
6th FLOOR	----	----	----	----	02	02	02	----	06
TOTAL	08	18	10	18	22	22	22	18	102

USE AREA TABLE	BLOCK:A		BLOCK:B		BLOCK:C	BLOCK:D	BLOCK:E
	COMM.	RESI.	COMM.	RESI.	RESI.	RESI.	RESI.
BASEMENT	----	PARKING	----	----	----	----	----
GROUND FLOOR	SHOPS	PARKING	SHOPS	PARKING	PARKING	PARKING	PARKING
1st FLOOR	----	RESI.	----	RESI.	RESI.	RESI.	RESI.
2nd FLOOR	----	RESI.	----	RESI.	RESI.	RESI.	RESI.
3rd FLOOR	----	RESI.	----	RESI.	RESI.	RESI.	RESI.
4th FLOOR	----	RESI.	----	RESI.	RESI.	RESI.	RESI.
5th FLOOR	----	RESI.	----	RESI.	RESI.	RESI.	RESI.
6th FLOOR	----	----	----	----	RESI.	RESI.	RESI.

KRUNAL K. MISTRY (B.E. CIVIL)
CONSULTING CIVIL ENGINEER
117, DEVPATH, B/H. LAL BUNGLOW,
C.G. ROAD, AHMEDABAD-380006
ENG. LIC. NO. :- ER0598010321R2
ENGINEER.

HIMANSHU A. PATEL
LIC No. AMC/SD/0239200718R2
24, Third Floor, Shukan Mall,
Next To Rajasthan Hospital,
Shahibaug, AHMEDABAD-380 004
ST-ENGINEER.

Ravibhai B. Patel
3/200, Vihar,
Ta. Mansa Dist. Gandhinagar,
C W. Lic. No. 0663140720
C.O.W.

FOR, ARISE INFRA
PARTNER
OWNER.

Arise Buildcon
Final Plot No. 189/1,
Gota, Ahmedabad-380060
DEV LIC No. DEV441030720
DEVELOPER.

સદર પ્રકરણે ચાર્જેબલ એફ.એસ.આઈ. ના નાણાં ના હપ્તા ચુકવવાના હોઈ, તે વસૂલાત બાબતે બી. યુ. પરમીશન અગાઉ અત્રેના વિભાગના અભિપ્રાય મેળવવાનો રહેશે.

Ahmedabad Municipal Corporation
Case No. : BLNT/NWZ/270917/GDR/A9169/R0/M1
Zone: NEW WEST
Plan Approved as per terms and condition mentioned in the Commencement Certificate
Raja Chitthi Number : 9812/270917/A9169/R0/M1
Date : 01/12/2017

RESPONSIBILITY (G.D.C.R.-2021 C.L. NO. 4.3.4 & 4.9) :- APPROVAL OF DRAWINGS AND ACCEPTANCE OF ANY STATEMENT, DOCUMENTS, STRUCTURAL REPORT, STRUCTURAL DRAWINGS, PROGRESS CERTIFICATE OR BUILDING COMPLETION CERTIFICATES SHALL NOT DISCHARGE THE OWNER, ENGINEER, ARCHITECT, CLERK OF WORKS/SITE SUPERVISOR, STRUCTURAL DESIGNER, DEVELOPER, OWNER FROM THEIR RESPONSIBILITIES, IMPOSED UNDER THE ACT, THE DEVELOPMENT CONTROL REGULATIONS AND THE LAWS OF TORT AND LOCAL ACTS.
LIABILITY (G.D.C.R.-2021 C.L. NO. 3.3.1) :- NOTWITHSTANDING ANY DEVELOPMENT PERMISSION GRANTED UNDER THE ACT AND THESE REGULATIONS, ANY PERSON UNDERTAKING ANY DEVELOPMENT WORK SHALL CONTINUE TO BE WHOLLY AND SOLELY RESPONSIBLE FOR ANY INJURY OR DAMAGE OR LOSS WHATSOEVER THAT MAY BE CAUSED TO ANY ONE IN OR AROUND THE AREA DURING SUCH CONSTRUCTION AND NO LIABILITY WHATSOEVER IN THIS REGARD SHALL BE CAST ON THE AUTHORITY

AUTHORITY.

Sub Inspector (Civic Center) | Asst. T.D.O./Asst. E.O. (Civic Center) | CHAITANYA J. SHAH Dy T.D.O. NEW WEST | D.A. Shah Dy MC NEW WEST