(17)THIS DEVELOPMENT PERMISSION IS GRANTED WITH CONDITION THAT APPLICANT AND ENGE.(ARCH.)WILL OBEY AS PER ALL BONDS AND AFFIDAVITS PRODUCED BY APPLICANT AND ENGG./ARCH.

(18)FIRE APPROVAL IS GIVEN ACCORDING TO MUNICIPAL COMMISSIONER OFFER ORDER DATED 02/03/05 AND OFFICE ORDER NO-42,DT.-13/06/06.

(19)THIS DEVELOPMENT PERMISSION IS GRANTED UNDER C.O.D.C.R.-2017 AS PER LETTER NO.- GHV/485/EDB-102016-3629-L, DATED:-31/03/2018 AND LETTER NO.- GHV/485 OF 2018/EDB-102016-3629-L, DATED:- 31/03/2018 AND LETTER NO: EDB-102018-3629-L, DATED:-31/03/2018 AND LETTER NO: GHV/485 OF 2018/EDB-102016-3629-L, DATED:-23/04/2018 AND LETTER NO: GHV/1528/EDB-102016-3629-L, DATED:-01/12/2018 AND LETTER NO: GHV/307/EDB-102016-3629-L, DATED:-25/12/2017, AND LETTER NO:- GHV/143 OF 2019/EDB-102016-3629-L, DATED:-25/02/2019 AND LETTER NO: GHV/1528/EDB-102016-3629-L, DATED:-01/12/2018 OF URBAN DEVELOPMENT AND URBAN HOUSING DEPARTMENT, GOVT. OF GUJARAT

(4) RAIN WATER STORAGE TANK SHALL BE PROVIDE AS PER CODCR-2017 CLAUSE NO. 17.2.

(5)OWNER-APPLICANT-DEVELOPER SHALL HAVE TO PROVIDE BARRICADE OF STEEL-SHEETS/ TIN-SHEETS OF SUFFICIENT HEIGHT (NOT LESS THAN 2.00MT.) DURING CONSTRUCTION/DEMOLITION ACTIVITY, AT ALL EDGES OF PLOT FOR SAFETY PURPOSE.

(6)THIS CASE HAS BEEN SCRUTINIZED AND APPROVED BY BUILDING PLAN SCRUTINY POOL ON DT.- 15/12/2021.

(7)PERMANENT PROVISION ON THE SITE FOR WASHING AND CLEANING OF TYRE/WHEEL OF THE VEHICLES/COMPRESSOR/EQUIPMENTS COMING AND GOING ON THE PUBLIC ROAD, SHALL BE PROVIDED BY THE OWNER/ PARTY AS MENTIONED IN NOC, OTHERWISE OWNER WILL BE SOLELY RESPONSIBLE FOR ANY DAMAGE OR SPOIL OF PUBLIC ROAD.

(8)THIS DEVELOPMENT PERMISSION IS GIVEN ON THE CONDITION THAT OWNER/APPLICANTS HAVE TO PROVIDE TEMPORARY RESIDENTIAL ACCOMMODATION FOR SKILLED/UNSKILLED CONSTRUCTION LABOURS IN THEIR PREMISES WITH PROPER SANITATION FACILITY. PUBLIC GROUND/ROAD WILL NOT BE ENCROACHED FOR THE SAME IN ANY CASE AS PER OWNER/APPLICANTS SUBMIT THE NOTERISED UNDERTAKING FOR THE SAME ON DT.- 14/12/2021.

(9)APPLICANT/OWNER/ ARCHITECT/ENGINEER/STRUCTURE ENGINEER/CLERK OF WORKS (SITE SUPERVISOR) ARE SOLE RESPONSIBLE FOR ANY CASUALTY OR DAMAGE TO THE SURROUNDING PROPERTY DURING THE EXCAVATION/CONSTRUCTION OF THE CELLAR, BASEMENT AND FOUNDATION. THE NECESSARY ARRANGEMENTS WELL HAVE TO BE MADE WELL HAVE TO DO BY PHASE WISE EXCAVATION, PROVIDING PROTECTIVE SUPPORT/ SHORING / STRUTTING, AND FOR THE SAFETY OF THE ADJOINING PROPERTIES DURING EXCAVATION/CONSTRUCTION. THE NECESSARY ARRANGEMENTS WELL HAVE TO BE MADE BY THE STRUCTURAL ENGINEER/ENGINEER/CLERK OF WORK (SITE SUPERVISOR) FOR THE SAFETY OF ADJOINING PROPERTY. OWNER/ APPLICANT/ ARCHITECT/ ENGINEER HAVE TO BE MADE FOR THE SAFETY... AND AS PER THE NOTARIZED UNDERTAKING/AFFIDAVIT GIVEN ON DT.-14/12/2021 BY THE OWNER / APPLICANT / DEVELOPERS / ARCHITECT / ENGINEER / STRUCTURAL ENGINEER / CLERK OF WORKS, THE COMMENCEMENT CERTIFICATE (RAJACHITTHI) WILL BE SUSPENDED/REVOKED WITH IMMEDIATE EFFECT, IF ANY DEVIATION/VIOLATION IN THE WORK / DEMOLITION WORK IS BEING DONE WITHOUT PROPER PRECAUTIONS TO ENSURE SAFETY.

(10) THIS DEVELOPMENT PERMISSION IS GIVEN ONLY FOR RESIDENTIAL AFFORDABLE HOUSING USE. NO PERMISSION IS GIVEN HERE FOR ANY OTHER USE PLANS FOR RESIDENTIAL AND COMMERCIAL (MIX) IS GRANTED AS PER THE ORDER/APPROVAL GIVEN BY GTU. TP.CELL AND DT.13/5/2021 IN RESPECT OF BUILDING HEIGHT LIMIT UP TO 25.00 MT.ALL TERMS AND CONDITION MENTION IN ORDER WILL BE APPLICABLE AND BINDING TO OWNER/APPLICANT.

(11)THIS REVISED PERMISSION IS GIVEN ON THE BASIS OF SITE SITUATION OPINION GIVEN BY ASST.T.D.O. (N.Z) LETTER REF.NO-2045,ON DT.22/09/2021.

(12)THIS PERMISSION IS GIVEN ON THE BASIS OF MEASUREMENT AND LOCATION OF PLOT GIVEN BY TOWN DEV. DEPT. FOR SCHEME IMPLIMENTATION GIVEN BY TOWN DEV. INDP. (NZ) A.M.C. DT.- 15/10/2020

(13)THIS PERMISSION IS GIVEN ON THE BASIS OF OPINION FOR NET DEMAND (BETTERMENT CHARGES) GIVEN BY ASST CITY PLANNER , CITY PLANNING DEPT. IN LETTER NO.:- CPD/A.M.C/DP-524, ON DT.-30/01/2021.

(14) THIS PERMISSION IS GRANTED SUBJECT TO RELAVENT TERMS AND CONDITIONS MENTIONED IN NOC GIVEN BY AGST.T.D.O.(N.Z) LETTER REF.NO-2045,ON DT.-22/09/2021 AND FIRE NOC AND FIRE PROTECTION CONSULTANT WILL BE SUBMITTED BY OWNER/APPLICANT BEFORE APPLYING FOR B.U. PERMISSION AND NOTERIZED UNDER TAKING GIVEN BY OWNER/APPLICANT ON DT.14/12/2021 AND ALL TERMS AND CONDITION MENTION IN ORDER WILL BE APPLICABLE AND BINDING TO OWNER/APPLICANT.

(15)THIS PERMISSION IS GRANTED AS PER THE N.O.C. OF AIRPORT AUTHORITY OF INDIA ON DTD.- 24/12/2020, REF.NOC ID NO.:- AHMEWEST/812220/518060 AND ALL TERMS AND CONDITION MENTION IN ORDER WILL BE APPLICABLE AND BINDING TO OWNER/APPLICANT.

(16)APPLICANT SHALL HAVE TO MAKE PROVISION FOR ROOF TOP SOLAR ENERGY INSTALLATION AND GENERATION AS PER CL.17.5.1 OF CODCR-2017 AND OWNER/ APPLICANT/ DEVELOPER/ ARCHITECT/ ENGINEER/ STRUCTURE ENGINEER/ CLARK OF WORKS/ SUPERVISOR OF WORKS SUBMIT NOTERISED UNDERTAKING FOR THE SAME ON DT.- 14/12/2021.

(17)IN EVERY WATER CLOSETS OR TOILET, IT SHALL BE MANDATORY TO PROVIDE DOUBLE BUTTON CISTERN (DUAL FLUSH TANK).

(18) ALL RELEVANT TERMS AND CONDITIONS MENTIONED IN N.A. PERMISSION ORDER NO.:- CB/NA. 3/4,TAL/TALUKA,N.A./B.R.639/2018 ON DT.-25/09/2018 GIVEN BY DISTRICT COLLECTOR (AHMEDABAD) AND ORDER NO.:-MISI/071/M/05/2021 ON DT.-03/09/2021 (COMMERCIAL) GIVEN BY COLLECTOR (AHMEDABAD), IT IS SUBMITTED BY OWNER-APPLICANTS.

(19)THIS PERMISSION IS GIVEN ON THE BASIS OF OPINION FOR PROPERTY TAX GIVEN BY DIVISIONAL SUPERINTENDENT (PROPERTY TAX DEPT., NZ ) ON DT.:- 06/02/2021.

(20)AS PER THE PROVISION OF REAL ESTATE (REGULATION AND DEVELOPMENT) ACT-2016, NO DEVELOPERS(PROMOTERS) WILL MAKE ADVERTISEMENT FOR SALE, MARKETING, BOOKING OR OFFER FOR REAL ESTATE PROJECT,LIKE PLOT ,APARTMENT OR BUILDING OR PART OF THEIR, UNTIL THE REGISTRATION IS DONE IN THE REAL ESTATE REGULATORY AUTHORITY(RERA) OFFICE.

(21)PARKING AREA CONDITIONS:- (A) TOTAL PARKING AREA SHOWN IN APPROVED PLAN SHALL BE KEPT FREE FOR PARKING PURPOSE ONLY AND NO PART OF THE PARKING STRUCTURE SPACE AND SHALL BE MAINTAINED WITH LIGHT AND VENTILATION SYSTEM. IF MISUSE OF PARKING SPACE IS NOTICED, THE USE OF THE ENTIRE BUILDING SHALL BE DISCONTINUED BY THE COMPETENT AUTHORITY. BUILDING USE SHALL BE PERMITTED ONLY AFTER THE REQUIRED PARKING SPACES ARE PROVIDED. HIGH PENALTY SHALL BE LEVIED CONSIDERING THE PERIOD OF MISUSE OF THE PARKING SPACE AND BENEFIT DERIVED OUT OF MISUSE AS DECIDED BY THE COMPETENT AUTHORITY FROM TIME TO TIME. ALL ABOVE MENTIONED CONDITIONS MENTIONED WILL BE APPLICABLE AND BINDING TO ALL CONCERN PERSONS.

(22)THE DEVELOPMENT PERMISSION IS GIVEN ON THE BASIS OF NOTERISED UNDERTAKING BY OWNER/ APPLICANT AND DEVELOPERS FOR THE RIGHTS TO DEVELOP AND CONSTRUCTION ON THE SAID LAND BY DEVELOPERS AND IT WILL BE BINDING AND APPLICABLE TO BOTH PARTIES.

(23) THIS DEVELOPMENT PERMISSION HAS BEEN GRANTED AS PROVIDED IN NOTIFICATION NO: EDB/1123181/B/184/L, DTD:28/04/2018, DTD:25/09/2018, NOTIFICATION NO: PRC/H/102018/71985, DTD.19/10/2018, AND OTHERS OF URBAN DEVELOPMENT AND URBAN HOUSING DEPARTMENT,GOVERNMENT OF GUJARAT AND DIRECTIONS ISSUED BY COMPETENT AUTHORITY FROM TIME TO TIME,UNDER PROVISION OF COMPREHENSIVE GENERAL DEVELOPMENT CONTROL REGULATIONS-2017.

(24) THE FEES/CHARGES OF ADDITIONAL F.S.I. FEE SHALL BE PAID BY OWNER/APPLICANT AS PER THE PERCENTAGE CHARGES AT THE TIME OF COMMENCEMENT CERTIFICATE AND OTHERS PERCENTAGE CHARGES IN 8 INSTALLMENT IN 2 YEAR AS PER CIRCULAR NO.:-TPS/1215/127/2015/(PART-2)/(DP-PART-2)/(DP-PART-3) TO COMPLY THE TERMS & CONDITION AS PER AFFIDAVIT GIVEN BY FOR THE SAME DT:- 22/07/2021.

GENERAL NOTES :-

- It is certified that plot under reference is surveyed by me and the dimensions of all sides of plot and plot area as shown in plan are measured by engineer on record and in accordance with ownership / revenue record.
- Engineer is fully responsible for leaving open space and margin.
- The depth and position of existing municipal manhole is verified by on site and premises can get drainage connection.
- It is certify that according to CGDCR 2017 all requirements of the building are shedded and necessary actions are taken .
- It is certify that according to the clause no. 4.4.3 of the...CGDCR 2017, the structure of the building is design as per the norms of the indian standards
- Design of staircase and railing is provided as per the provision of the clause no. 13.1.11 and 13.1.12 CGDCR 2017
- Pedestrians ramp is provided as per the provision of the clause no. 13.1.14 of CGDCR 2017
- Lift is provided as per the provision of the clause no. 13.12 of CGDCR 2017
- Water tank is provided as per the provision of the clause no. 13.6 of CGDCR 2017
- letter box for each unit shall be provided at ground floor level for each unit.
- Water tank for fire safety requirement provided as per chapter no. 13.11 of CGDCR 2017.
- Electrical infrastructure shall be provided as per clause no. 13.11 of CGDCR 2017
- Drinking water facility for disabled persons is provide as per the clause no. 13.6.2 of CGDCR 2017
- Drainage facility is provided as per the clause no. 13.10 of CGDCR 2017
- Signages of the parking place is to be provided as per the clause no. 13.7 of the CGDCR 2017.
- Entrance of the building is provided as per the clause no. 13.1.6 of CGDCR 2017.
- The paving of building unlifthial plot as per the provision of the clause no. 13.1.3 of CGDCR 2017.
- The structure of the building is as per the norms of the specified in the indian standard and take necessary action for the structural safety during the construction.
- Rain water storage tank and rain water harvesting system is provided as per the clause no. 17.2 of CGDCR 2017
- Community bin provided as per the provision of the clause no. 17.2.4 & 17.2.5 of CODCR 2017.
- Tree plantation is provided as per the clause no. 17.4 of CGDCR 2017.
- Fire safety provision is provided as per chapeter no. 14 of CGDCR 2017
- Fire safety provisions shall be made as per the fire prevention and life safety measures regulation-2016 and fire prevention and life safety measures act-2013.
- Maintanance and upgradation of building is as per chapter no. 19 of CGDCR 2017.
- Marginal space & cellar slab shall have load bearing capacity of 45 tonnes per square meter shall be provided as per chapter no. 14 of CGDCR 2017 and fire prevention and fire safety act-2016
- Roof top solar energy installation & generation shall be provided as per clause no. 17.5.1 of CGDCR-2017.
- The glazed surface area of the external facade shall be non reflective and provided upto max of 50% of the total surface area of each facade with the provision of safety railing upto sill level as per no.13.13 of c.g.d.c.r.-2017
- Compound Wall Shall Not Be Constructed On Road Side Boundary As Per Notification No. GHV/95 Of 2018/PRC-102018-5066-L , Dt:- 21/07/2018 Regarding Fire Regulation-2016

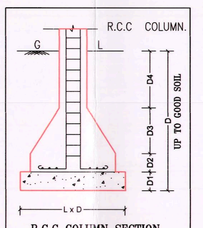


R.C.C COLUMN SECTION
AS PER DETAIL GIVEN BY STR. ENGINEER

FIRE HYDRANT LEGEND

| SR. | SYMBOL | DISCRIPTION |
|---|---|---|
| 1 | | FIRE HYDRANT SYSTEM PIPE MAIN |
| 2 | | SINGLE HANDED HYDRANT VALVE |
| 3 | | SLUICE VALVE |
| 4 | | NON RETURN VALVE |
| 5 | | LANDING HYDRANT VALVE |
| 6 | | FIRE HOSE BOX |
| 7 | | FIRST AID HOSE REEL |
| 8 | | DC,P & CO-2 |
| 9 | | TWO WAY SIAMESE CONNECTION |
| 10 | | RISE OR DROP |
| 11 | | REDUCER |
| 12 | | COURT YARD HYDRANT VALVE |
| 13 | | SPRINKLERED |

**1. HYYDRANT SYSTEM:**

ON/OFF switches located near the hose reel hose or hydrant outlet, at each floor the main FirePump at the underground water tank with a capacity to discharge 900 liters per minute at 3.bar. pressure as measured at the terrace level should be installed.
The Riser for the buildings exceeding 18 meters and above 18meters height should not be of less than 100 mm. internal diameter. The riser should be connected to the bottom of the terrace tank with a stop valve and a NRV to act as a Down- comer.
One riser is required for every 1000sq. meters floor area and if the building is divided into, two or more parts then each part should have a separate riser with all the fittings at floor level. Each floor should have one hydrant outlet with a coupling for attaching a 63mm.dia hose & 25 mm.bore hose-reel hose with 8 mm. SS. Shut-off nozzle at each floor landing. The length of the hose reel hose should be enough to reach the farthest corner of the floor. Hose-box with 15 meters long 63mm. dia. hose and 12.5 mm. bore nozzle at alternate floors. The Hose-reel hose should be coupled to the Riser.
Fire-service inlet should be installed at a point near the entry to the premisses where a Fire service vehicle can approach easily.
A permanent hydrant point comprising of 63 mm.dia size 2nos of hydrant valves should be installed at the terrace level.
Overhead tank Refilling bypass connection should be done at the terrace level. The Overhead tank should be of a capacity of not less than 20,000 liters. The Underground tank shall be of not less than 1,00,000 liters.

**2. FIRE LIFT :**

The Fire Lift and all the lifts should have a provision to ground automatically in case of electricity failure. Each building should have at least one lift as a Fire-Lift and if the building is divided into two or more parts then each should have a Fire-Lift. Lift well should have blowers to pressure the lift well so connected that it will automatically operate when alarm call point is operate, so that it prevents the lift well getting smoke logged.

**3. FIRE ALARM :**

Fire alarm call point to be installed at each floor with sounders capable of being heard all throughout the building.

**4. FIRE EXTINGUISHERS**

One Carbon Dioxide (CO2) type extinguisher of 4.5 kg. with ISI mark, and one extinguisher of 5Kg. Dry Chemical Powder (DCP) type extinguisher with ISI mark to be installed on each floor in case of commercial building.
One Carbon Dioxide (CO2) type extinguisher of 4.5 kg. with ISI mark. OR Two Carbon Dioxide (Co2) type extinguisher of 2 kg. with ISI mark capacity on alternate floors in case of residential building.
If the building is divided into two or more parts then each part should have these extinguishers installed.

**5. STAIRCASE :**

The staircase has to be open from at least one or two sides but if the staircase is in the centre core of the buildings it has to be pressurized to prevent it from getting smoke logged. The Riser/Down-comer should be located in the staircase or close to in to make it easily approachable in case of Fire from the floor bellow or above.

**6. BASEMENT :**

The basement of 200 sq. meters or more should be protected with Automatic Sprinkler system with at least one sprinkler head for actual Car parking space.
Additionally be protected by a Hydrant outlet and two 25 mm. bore Hose-reel hoses with 8 mm. bore nozzles at each basement level.

**7. LIGHTENING ARRESTER :**

A lightening arrester should also be installed and be properly earthed to prevent damage to the building when the lightening strikes.

**8. PHOTO LUMINESCENT (AUTO GLOW) SIGNAGE'S :**

If the building falls in a confined area or if it has an enclosed staircase or is not well lit up on the inside, then adequate photo luminescent ( auto glow ) signage's should be displayed at each floor / landing / pathway / dead-end along all exit routes leading to the ground level. The signage should indicate fire fighting, fire safety equipment present on the respective floor/landing/pathway/dead-end and along all exit routes leading to the ground level.

**9. ELECTRIC POWER SUPPLY TO THE ENTIRE FIRE-SAFETY SYSTEM**

Electricity supply to the fire pump, fire alarm system, staircase pressurization system and fire lift should be made available from the main Electrical supply. (i.e. from Electrical power supply of the company) This is to ensure availability of power supply to the fire protection & Safety system even after the main electrical supply to the building is switched off at the time of fire.

**10.INDIVIDUAL FIRE SEFTY SYSTEM**

FIRE SEFTY SYSTEM SHOULD BE PROVIDED IN IDVIDUAL SHOW ROOM BY OWNER

**IMPORTANT INSTRUCTIONS:**

After inspection of a low-rise building by the fire service authority,Ethe fire officer concerned feels th need for additional fire preventionprotection measures / ventilation system required or equipment ( i.e. - Passive system / Suppression system / Fire door - Window / Detection system / Active system / Sprinkler / Drencher etc.) as per Fire land / Firerick / Public gathering. Potential / Occupency / Confined area, these additional measures / equipment have to be implemented / installed.

RESIDENTIAL AFFORDABLE HOUSING PROJECT
OPEN TERR. PLAN, SECTION & ELEVATION

SHEET NO.:- 5/6

# PLAN SHOWING REVISED AFFORDABLE HOUSING (RESI. + COMM.) BUILDING ON S.P. NO.:- 02 OF F.P. NO. 105/2 OF PRELIMINARY T.P.S. NO.:-121 (NARODA-HANSPURA-KATHWADA),( SUR. NO. 64/B ,O.P. NO. 105/2) MOJE.:- HANSPURA, TA.:- ASARWA, DIST.:- AHMEDABAD

SCALE:- 1.00 CM = 1.00 MT. | BLOCK:- A

ZONE:- RESIDENTIAL-I (R1) (R.A.H.)

USE:- RESIDENCE + COMMERICAL

| B.AREA TABLE | SQ. MTS. |
|---|---|
| PROP. B.AREA ON BASEMENT FLOOR | 2300.49 SQ. MTS. |
| PROP. B.AREA ON GROUND FL.(HOLLOW PLINTH) | 213.45 SQ. MTS. |
| PROP. B.AREA ON GROUND FL.(SOLID PLINTH - COMM.) | 234.38 SQ. MTS. |
| PROP. B.AREA ON 1 ST.FLOOR | 402.87 SQ. MTS. |
| PROP. B.AREA ON 2 ND.FLOOR | 402.87 SQ. MTS. |
| PROP. B.AREA ON 3 RD.FLOOR | 402.87 SQ. MTS. |
| PROP. B.AREA ON 4 TH.FLOOR | 402.87 SQ. MTS. |
| PROP. B.AREA ON 5 TH.FLOOR | 402.87 SQ. MTS. |
| PROP. B.AREA ON 6 TH.FLOOR | 402.87 SQ. MTS. |
| PROP. B.AREA ON 7 TH.FLOOR | 402.87 SQ. MTS. |
| PROP. B.AREA ON STAIR CABIN | 40.21 SQ. MTS. |
| PROP. B.AREA ON LIFT RM. | 27.11 SQ. MTS. |
| PROP. B.AREA TOTAL | 5616.63 SQ. MTS. |

| F.S.I. AREA TABLE | SQ. MTS. |
|---|---|
| F.S.I. ON GR. FLOOR (SOLID. PLINTH - COMM.) | 217.28 SQ. MTS. |
| F.S.I. ON 1 ST.FLOOR | 358.32 SQ. MTS. |
| F.S.I. ON 2 ND.FLOOR | 358.32 SQ. MTS. |
| F.S.I. ON 3 RD.FLOOR | 358.32 SQ. MTS. |
| F.S.I. ON 4 TH.FLOOR | 358.32 SQ. MTS. |
| F.S.I. ON 5 TH.FLOOR | 358.32 SQ. MTS. |
| F.S.I. ON 6 TH.FLOOR | 358.32 SQ. MTS. |
| F.S.I. ON 7 TH.FLOOR | 358.32 SQ. MTS. |
| TOTAL F.S.I. AREA | 2725.52 SQ. MTS. |

SCHEDULE OF DOOR & WINDOW
ALL WINDOW PROTECTED BY SAFETY GRILL

| DOOR | | WINDOW / VENT | |
|---|---|---|---|
| D | = 1.00 X 2.13 | W | = 1.83 X 1.71 |
| D1 | = 0.92 X 2.13 | W1 | = 0.76 X 1.56 |
| D2 | = 0.76 X 2.13 | V | = 0.61 X 0.61 |
| D3 | = 0.68 X 2.13 | G | = OPEN GAP |
| SD | = 3.36 X 2.63 | | |

R.C.C. STAIR DETAILS

| | | |
|---|---|---|
| WIDTH | :- | 1.52 MT. |
| TREAD | :- | 0.25 MT. |
| RISER | :- | 0.16 MT. |
| GAP BETWEEN | :- | 0.15 MT. |
| BALUSTER | :- | |

COLOUR NOTE :
PROP. WORK
PROP. DRAINAGE

RERA CALCULATION COLOUR NOTE:-
WASH & BALCONY
NET CARPET AREA LINE (RERA)
BUILT-UP LINE

LIFT DETAIL
MINIMUM CAPACITY 6 PERSONS.
DOOR MINIMUM WIDTH 0.90 MTS.
1.00 MTS. HEIGHT OF HANDRAIL IN LIFT CAR.

For, MARUTI DEVELOPERS
PARTNER

OWNER:-

ENGINEER:- KIRAN N. PATEL, AMC LIC NO. 001ERH27052500748, AMC LIC NO. 001SE28072510026, AMC LIC NO. CW05201000422R1, 411-Platinum Plaza, Opp. Rajhans, Cinemas, Jodhpur, Ahmedabad.

COW:- SANDIP B. SORATHIYA, AMC LIC NO. 001CW21122510173, D/73, MATRUSAKTI SOCIETY, BAPUNAGAR, AHMEDABAD.

DEVELOPER:- INOX BUILDCON DEVELOPERS, BHAVIK GOKULBHAI PATEL, DEV : 001DV17062610484

STR. ENGINEER:- NARENDRAKUMAR K PATEL, M. Tech.(Str.), HNS DESIGN STUDIO, 42,AMRAPALI AXIOM 4TH FLOOR, BOPAL JICYON S.P RING ROAD, AMBLI AHMEDABAD GUJARAT - 380054, AMC LIC NO. - 001SE17112600518

S.O.R.:- SHAILESHKUMAR G. KOTADIYA, SOR LIC NO. 001SR10022310378, C-301, ABHILASHA SKY, NR GOPAL CHOWK, NAVA NARODA, AHMEDABAD 382330

FRONT ELEVATION

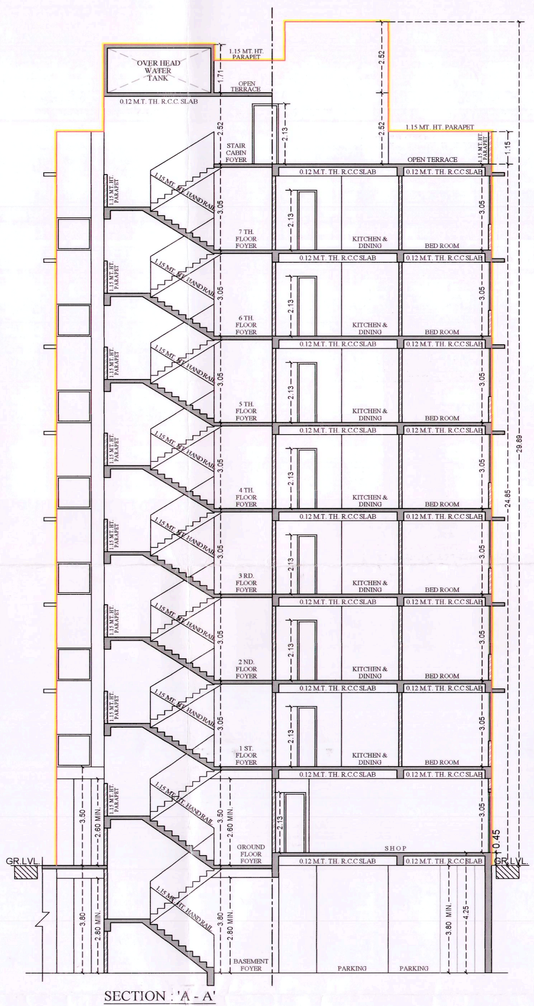


SECTION : 'A - A'

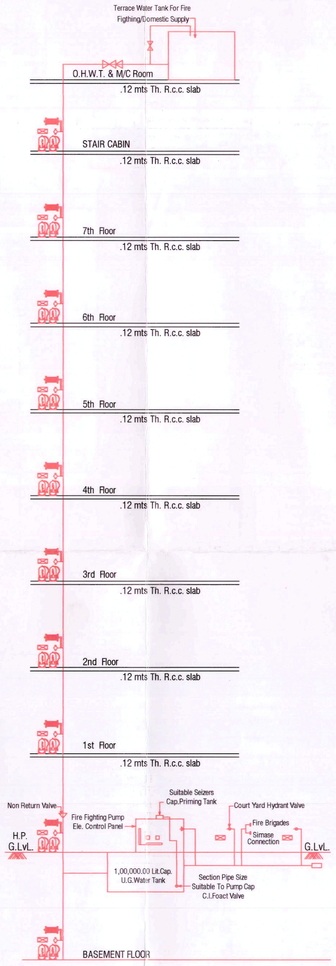


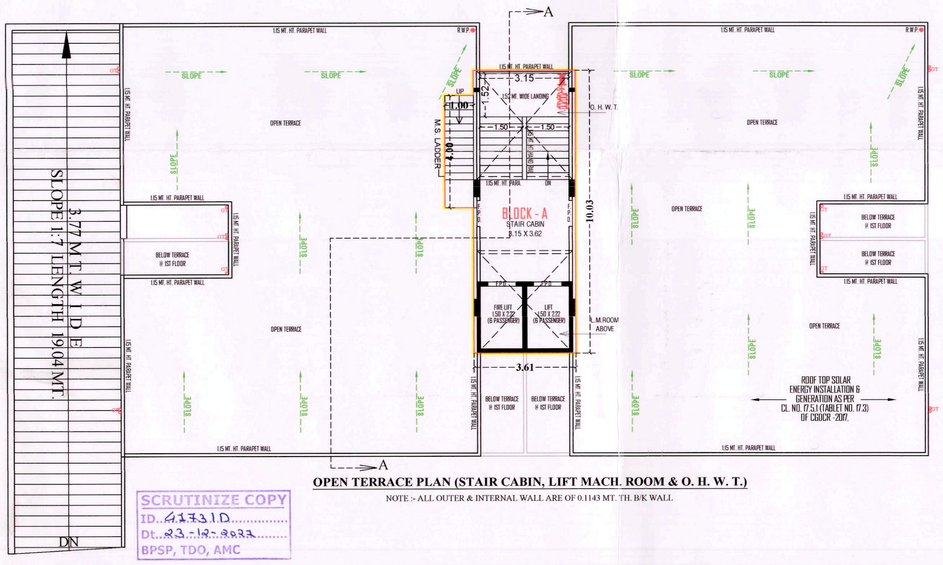


OPEN TERRACE PLAN (STAIR CABIN, LIFT MACH. ROOM & O. H. W. T.)

NOTE :- ALL OUTER & INTERNAL WALL ARE OF 0.1143 MT. TH. B/K WALL

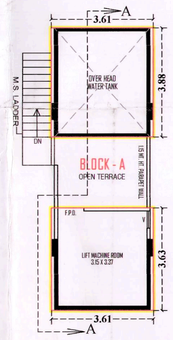


LIFT MACHINE ROOM & O. H. W. T. PLAN
OPEN TERRACE

PROP. B. AREA CALC. ON STAIR CABIN:-
(1) 3.61 X 10.03 X 1 = 36.21 SQ. MT.
(2) 04.00 X 1.00 X 1 = 04.00 SQ. MT.
TOTAL = 40.21 SQ. MT.
NET B-UP AREA ON STAIR CABIN:-
= 40.21 SQ. MT.

PROP. B-UP AREA CALCULATION ON LIFT MACHINE ROOM & O.H.W.T.:-
(1) 3.63 X 3.61 X 1 = 13.10 SQ. MT.
(2) 3.88 X 3.61 X 1 = 14.01 SQ. MT.
TOTAL = 27.11 SQ. MT.
NET B-UP AREA ON LIFT MACHINE ROOM & O.H.W.T.:-
= 27.11 SQ. MT.

SCRUTINIZE COPY
ID.. 41731D
Dt.. 23-12-2022
BPSP, TDO, AMC

RESPONSIBILITY (C.G.D.C.R.-2017 C.L. NO. 4.3.4.4.4.6) :- APPROVAL OF DRAWINGS AND ACCEPTANCE OF ANY STATEMENT, DOCUMENTS, STRUCTURAL REPORT, STRUCTURAL DRAWINGS, PROGRESS CERTIFICATE OR BUILDING COMPLETION CERTIFICATES SHALL NOT DISCHARGE THE OWNER, ENGINEER, ARCHITECT, CLERK OF WORKSSITE SUPERVISOR, STRUCTURAL DESIGNER, DEVELOPER, OWNER FROM THEIR RESPONSIBILITIES, IMPOSED UNDER THE ACT, THE DEVELOPMENT CONTROL REGULATIONS AND THE LAWS OF TORT AND LOCAL ACTS.
LIABILITY (C.G.D.C.R.-2017 C.L. NO. 3.3.2) :-
NOTWITHSTANDING ANY DEVELOPMENT PERMISSION GRANTED UNDER THE ACT AND THESE REGULATIONS, ANY PERSON UNDERTAKING ANY DEVELOPMENT WORK SHALL CONTINUE TO BE WHOLLY AND SOLELY LIABLE FOR ANY INJURY OR DAMAGE OR LOSS WHATSOEVER THAT MAY BE CAUSED TO ANY ONE IN OR AROUND THE AREA DURING SUCH CONSTRUCTION AND NO LIABILITY WHATSOEVER IN THIS REGARD SHALL BE CAST ON THE AUTHORITY

Ahmedabad Municipal Corporation
Case No. : BLNT/NZ/250321/CGDCRV/A4771/R1/M1 Zone: NORTH
Plan Approved as per terms and condition mentioned in the Commencement Certificate
Raja Chitthi Number : 05667/250321/A4771/R1/M1
Date : 07/01/2022

T.D. Sub Inspector(B.P.S.P.) | T.D. Inspector (B.P.S.P.) | Asst. T.D.O. (B.P.S.P.)

AUTHORITY SIGNATURE

| PROP. B. AREA CALC. TYPICAL FLOOR:- (GR. FL. TO 7TH FL.) | | |
|---|---|---|
| (1) | 15.28 X 22.51 X 1 | = 343.95 SQ. MT. |
| LESS:- | | |
| (1) | 0.42 X 3.15 X 4 | = 05.29 |
| (2) | 3.36 X 1.93 X 2 | = 12.97 |
| (3) | 1.22 X 3.15 X 1 | = 03.84 |
| (4) | 1.89 X 3.15 X 1 | = 05.95 |
| TOTAL | | = 28.05 SQ. MT. |
| NET B-UP AREA TYPICAL FLOOR:- | | |
| GR. FL. TO 7TH FL. | | = 315.90 SQ. MT. |

| BLOCK:- B UNIT BUILT-UP AREA CALCULATION | | |
|---|---|---|
| FLAT NO. 101 TO 701 , 102 TO 702 | | |
| FLAT NO. 103 TO 703 , 104 TO 704 | | |
| (1) | 5.53 X 1.93 | = 10.67 |
| (2) | 7.21 X 1.22 | = 08.80 |
| (3) | 7.64 X 6.53 | = 49.89 |
| NET BUILT-UP AREA | | = 69.36 |

| BLOCK:- B RESI. CARPET AREA (RERA) CALC.:- | | |
|---|---|---|
| FLAT NO. 101 TO 701 , 102 TO 702 | | |
| FLAT NO. 103 TO 703 , 104 TO 704 | | |
| (1) | 5.30 X 1.93 | = 10.23 |
| (2) | 5.42 X 1.37 | = 07.43 |
| (3) | 0.42 X 3.25 | = 01.37 |
| (4) | 7.04 X 3.10 | = 21.82 |
| (5) | 6.36 X 3.05 | = 19.40 |
| NET CARPET AREA | | = 60.25 |
| BALCONY | 1.11 X 3.05 | = 3.39 |
| WASH | 1.62 X 1.37 | = 2.22 |
| TOTAL WASH & BALC. | | = 5.61 |

| PROP. B. AREA CALC. ON STAIR CABIN:- | | |
|---|---|---|
| (1) | 12.16 X 3.61 X 1 | = 43.90 SQ. MT. |
| (2) | 04.00 X 1.00 X 1 | = 04.00 SQ. MT. |
| | TOTAL | = 47.90 SQ. MT. |
| NET B-UP AREA ON STAIR CABIN:- | | |
| | | = 47.90 SQ. MT. |

| PROP. B-UP AREA CALCULATION ON LIFT MACHINE ROOM & O.H.W.T.:- | | |
|---|---|---|
| (1) | 4.43 X 3.61 X 1 | = 15.99 SQ. MT. |
| (2) | 3.88 X 3.61 X 1 | = 14.01 SQ. MT. |
| | TOTAL | = 30.00 SQ. MT. |
| NET B-UP AREA ON LIFT MACHINE ROOM & O.H.W.T.:- | | |
| | | = 30.00 SQ. MT. |

| UNITS CALCULATION | | |
|---|---|---|
| FLOOR | USE | EQUITY TENA. |
| BLOCK | | B |
| | | RESI. |
| GROUND (H. P.) | PARK. | -- |
| 1ST FLOOR | RESI | 04 |
| 2ND FLOOR | RESI | 04 |
| 3RD FLOOR | RESI | 04 |
| 4TH FLOOR | RESI | 04 |
| 5TH FLOOR | RESI | 04 |
| 6TH FLOOR | RESI | 04 |
| 7TH FLOOR | RESI | 04 |
| TOTAL | RESI | 28 |

| RESIDENCE | | | | | | |
|---|---|---|---|---|---|---|
| FLOOR | UNIT NO. | UNIT BUILT-UP AREA | UNIT AREA BUILT-UP AREA | CARPET AREA (RERA) | BALCONY AREA (RERA) | WASH AREA (RERA) |
| BLOCK:- B | | | | | | |
| 1ST FLOOR | 101 | 69.36 | 277.44 | 60.25 | 3.39 | 2.22 |
| | 102 | 69.36 | | 60.25 | 3.39 | 2.22 |
| | 103 | 69.36 | | 60.25 | 3.39 | 2.22 |
| | 104 | 69.36 | | 60.25 | 3.39 | 2.22 |
| 2ND FLOOR | 201 | 69.36 | 277.44 | 60.25 | 3.39 | 2.22 |
| | 202 | 69.36 | | 60.25 | 3.39 | 2.22 |
| | 203 | 69.36 | | 60.25 | 3.39 | 2.22 |
| | 204 | 69.36 | | 60.25 | 3.39 | 2.22 |
| 3RD FLOOR | 301 | 69.36 | 277.44 | 60.25 | 3.39 | 2.22 |
| | 302 | 69.36 | | 60.25 | 3.39 | 2.22 |
| | 303 | 69.36 | | 60.25 | 3.39 | 2.22 |
| | 304 | 69.36 | | 60.25 | 3.39 | 2.22 |
| 4TH FLOOR | 401 | 69.36 | 277.44 | 60.25 | 3.39 | 2.22 |
| | 402 | 69.36 | | 60.25 | 3.39 | 2.22 |
| | 403 | 69.36 | | 60.25 | 3.39 | 2.22 |
| | 404 | 69.36 | | 60.25 | 3.39 | 2.22 |
| 5TH FLOOR | 501 | 69.36 | 277.44 | 60.25 | 3.39 | 2.22 |
| | 502 | 69.36 | | 60.25 | 3.39 | 2.22 |
| | 503 | 69.36 | | 60.25 | 3.39 | 2.22 |
| | 504 | 69.36 | | 60.25 | 3.39 | 2.22 |
| 6TH FLOOR | 601 | 69.36 | 277.44 | 60.25 | 3.39 | 2.22 |
| | 602 | 69.36 | | 60.25 | 3.39 | 2.22 |
| | 603 | 69.36 | | 60.25 | 3.39 | 2.22 |
| | 604 | 69.36 | | 60.25 | 3.39 | 2.22 |
| 7TH FLOOR | 701 | 69.36 | 277.44 | 60.25 | 3.39 | 2.22 |
| | 702 | 69.36 | | 60.25 | 3.39 | 2.22 |
| | 703 | 69.36 | | 60.25 | 3.39 | 2.22 |
| | 704 | 69.36 | | 60.25 | 3.39 | 2.22 |
| TOTAL | | 1942.08 | 1687.00 | 94.92 | 52.16 | |

RESIDENTIAL AFFORDABLE HOUSING PROJECT
GROUND,TYPICAL FLOOR ,O.T.,ELE. & SEC. PLAN

SHEET NO.:- 5/8

PLAN SHOWING PROPOSED AFFORDABLE HOUSING (RESIDENCE ) BUILDING ON S.P. NO.:- 02 OF F.P. NO. 105/2 OF PRELIMINARY T.P.S. NO.:-121 (NARODA-HANSPURA-KATHWADA),[ SUR. NO. 64/B ,O.P. NO. 105/2] MOJE.:- HANSPURA, TA.:- ASARWA, DIST.:- AHMEDABAD

SCALE:- 1.00 CM = 1.00 MT. | BLOCK:- B

ZONE:- RESIDENTIAL-I (R1) (R.A.H.)

USE:- RESIDENCE

| B.AREA TABLE | | SQ. MTS. |
|---|---|---|
| PROP. B.AREA ON GROUND FL. (HOLLOW PLINTH) | = | 315.90 SQ. MTS. |
| PROP. B.AREA ON 1 ST FLOOR | = | 315.90 SQ. MTS. |
| PROP. B.AREA ON 2 ND FLOOR | = | 315.90 SQ. MTS. |
| PROP. B.AREA ON 3 RD FLOOR | = | 315.90 SQ. MTS. |
| PROP. B.AREA ON 4 TH FLOOR | = | 315.90 SQ. MTS. |
| PROP. B.AREA ON 5 TH FLOOR | = | 315.90 SQ. MTS. |
| PROP. B.AREA ON 6 TH FLOOR | = | 315.90 SQ. MTS. |
| PROP. B.AREA ON 7 TH FLOOR | = | 315.90 SQ. MTS. |
| PROP. B.AREA ON STAIR CABIN | = | 47.90 SQ. MTS. |
| PROP. B.AREA ON LIFT ROOM | = | 30.00 SQ. MTS. |
| PROP. B.AREA TOTAL | = | 2805.10 SQ. MTS. |

| F.S.I. AREA TABLE | | SQ. MTS. |
|---|---|---|
| F.S.I. ON 1 ST FLOOR | = | 277.44 SQ. MTS. |
| F.S.I. ON 2 ND FLOOR | = | 277.44 SQ. MTS. |
| F.S.I. ON 3 RD FLOOR | = | 277.44 SQ. MTS. |
| F.S.I. ON 4 TH FLOOR | = | 277.44 SQ. MTS. |
| F.S.I. ON 5 TH FLOOR | = | 277.44 SQ. MTS. |
| F.S.I. ON 6 TH FLOOR | = | 277.44 SQ. MTS. |
| F.S.I. ON 7 TH FLOOR | = | 277.44 SQ. MTS. |
| TOTAL F.S.I. AREA | = | 1942.08 SQ. MTS. |

| SCHEDULE OF DOOR & WINDOW ALL WINDOW PROTECTED BY SAFETY GRILL | | | |
|---|---|---|---|
| DOOR | | WINDOW / VENT | |
| D = 1.00 X 2.13 | | W = 1.65 X 1.71 | |
| D1 = 0.92 X 2.13 | | W1 = 0.86 X 1.66 | |
| D2 = 0.76 X 2.13 | | G = OPEN GAP | |
| D3 = 0.68 X 2.13 | | V = 0.61 X 0.61 | |
| SD = 3.05 X 2.63 | | | |

| R.C.C. STAIR DETAILS | | |
|---|---|---|
| WIDTH | :- | 1.82 MT. |
| TREAD | :- | 0.25 MT. |
| RISER | :- | 0.16 MT. |
| GAP BETWEEN | :- | 0.15 MT. |
| BALUSTER | :- | |

COLOUR NOTE :
PROP. WORK
PROP. DRAINAGE

RERA CALCULATION COLOUR NOTE:-
WASH & BALCONY
NET CARPET AREA LINE (RERA)
BUILT-UP LINE

LIFT DETAIL
MINIMUM CAPACITY 6 PERSONS.
DOOR MINIMUM WIDTH 0.90 MTS.
1.00 MTS. HEIGHT OF HANDRAIL IN LIFT CAR.

GENERAL NOTES :-
- It is certified that plot under reference is surveyed by me and the dimensions of all sides of plot and plot area as shown in plan are measured by engineer on record and in accordance with ownership / revenue record.
- Engineer is fully responsible for leaving open space and margin.
- The depth and position of existing municipal manhole is verified by me on site and promises can get drainage connection.
- It is certify that according to CGDCR 2017 all all requirements of the building are checked and necessary actions are taken.
- It is certify that according to the clause no. 4.4.3 of the CGDCR 2017, the structure of the building is design as per the norms of the Indian standards.
- Design of staircase and railing is provided as per the provision of the clause no. 13.1.11 and 13.1.13 of CGDCR 2017
- Pedestrians ramp is provided as per the provision of the clause no. 13.1.14 of CGDCR 2017.
- Lift is provided as per the provision of the clause no. 13.12 of CGDCR 2017
- Water tank is provided as per the provision of the clause no. 13.6 of CGDCR 2017.
- Letter box for each unit shall be provided at ground floor level for each unit.
- Water tank for fire safety requirement provided as per chapter no. 13.11 of CGDCR 2017.
- Electrical infrastructure shall be provided as per clause no. 13.11 of CGDCR 2017.
- Drinking water facility for disabled persons is provide as per the clause no. 13.6.2 of CGDCR 2017.
- Drainage facility is provided as per the clause no. 13.10 of CGDCR 2017
- Signages of the parking place is to be provided as per the clause no. 13.7 of the CGDCR 2017.
- Entrance of the building is provided as per the clause no. 13.1.6 of CGDCR 2017.
- The service of building unlisted plot as per the provision of the clause no. 13.1.3 of CGDCR 2017.
- The structure of the building is as per the norms of the specified in the Indian standard and blue necessary action for the structural safety during the construction.
- Rain water storage tank and rain water harvesting system is provided as per the clause no. 17.2 of CGDCR 2017.
- Community bin provided as per the provision of the clause no. 17.2 & 17.2.5 of CGDCR 2017.
- Tree plantation is provided as per the clause no. 17.4 of CGDCR 2017.
- Fire safety system is provided as per chapter no. 14 of CGDCR 2017
- Fire safety provisions shall be made as per the fire prevention and life safety measures regulation-2016 and fire prevention and life safety measures act-2013.
- Maintenance and upgradation of building is as per chapter no. 18 of CGDCR 2017.
- Vertical space & cutter slab shall have load bearing capacity of 45 tonnes per square meter shall be provided as per chapter no. 14 of CGDCR 2017 and fire prevention and fire safety act-2016
- Roof top solar energy installation & generation shall be provided as per clause no. 17.5.1 of CGDCR-2017.
- The placed surface area of the external facade shall be non reflective and provided upto max of 60% of the total surface area of each facade with the provision of safety railing upto 5ft level as per no.13.12 of G.D.C.R.-2017.
- Compound Wall Shall Not Be Constructed On Road Side Boundary As Per Notification No. GHV/05 Of 2016IPRC-102018-5068-L , Dt:- 21/07/2018 Regarding Fire Regulation-2016

1. HYDRANT SYSTEM:
ON/OFF switches located near the hose real hose or hydrant outlet, at each floor the main FirePump at the underground water tank with a capacity to discharge 900 liters per minute at 3 bar. pressure as measured at the terrace level should be installed.
The Riser for the buildings exceeding 18 meters and above 18 meters height should not be of less than 100 mm. internal diameter. The riser should be connected to the bottom of the terrace tank with a stop valve and a NRV to act as a Down - comer.
One riser is required for every 1000sq. meters floor area and if the building is divided into, two or more parts then each part should have a separate riser with all the fittings of floor level. Each floor should have one hydrant outlet with a coupling for attaching a 63 mm dia hose & 25 mm dia hose reel hose with 8 mm. SS. Shut off valve at each floor landing. The length of the hose reel hose should be enough to reach the farthest corner of the floor. Hose-box with 18 meters long 63mm. dia. hose and 12.5 mm. bore nozzle at alternate floors. This hose reel hose should be coupled to the Riser.
Fire-pumbs inlet should be installed at a point near the entry to the premises where a Fire service vehicle can approach easily.
A permanent hydrant point comprising of 63 mm dia Size of hydrant valves should be installed at the terrace level.
Overhead tank Refilling bypass connection should be done at the terrace level.
The Overhead tank shall be of a capacity of not less than 20,000 liters. The Underground tank shall be of not less than 1,00,000 liters.

2. FIRE LIFT :
The Fire-Lift and all the lifts should have a provision to ground automatically in case of electricity failure. Each building should have at least one lift as a Fire-Lift and if the building is divided into two or more parts then each should have a Fire-Lift. Lift well should have blowers to pressurize the lift well as connected that it will automatically operate when alarm call point is operate, so that it prevents the lift well getting smoke logged.

3. FIRE ALARM :
Fire alarm call point to be installed at each floor with sounders capable of being heard all throughout the building.

4. FIRE EXTINGUISHER:
One Carbon Dioxide (CO2) type extinguisher of 4.5 kg. with 2Kmark. and one extinguisher of 5kg. Dry Chemical Powder (DCP) type extinguisher with 1Kmark to be installed on each floor in case of commercial building.
One Carbon Dioxide (CO2) type extinguisher of 4.5 kg. with 2Kmark. OR Two Carbon Dioxide (Co2) type extinguisher of 2 kg. with 1Kmark capacity on alternate floors in case of residential building.
If the building is divided into two or more parts then each part should have these extinguishers installed.

5. STAIRCASE :
The staircases has to be open from at least one or two sides but if the staircase is in the centre core of the buildings it has to be protected and to form getting smoke logged. The Riser/Down-comer should be located in the staircase or close to it to make it easily approachable in case of Fire from the floor bellow or above.

6. BASEMENT :
The basement of 200 sq. meters or more should be protected with Automatic Sprinkler system with at least one sprinkler head for actual Car parking space.
Additionally be protected by a Hydrant outlet and two 25 mm. bore Hose-reel hoses with 8 mm. bore nozzles at each basement level.

7. LIGHTENING ARRESTER :
A lightening arrester should also be installed and be properly earthed to prevent damage to the building when the lightening strikes.

8. PHOTO LUMINESCENT (AUTO GLOW) SIGNAGES :
If the building falls in a confined area or if it has an enclosed staircase or is not well lit up on the inside, then adequate photo luminescent ( auto glow ) signage's should be displayed at each floor landing / pathway / dead-end along all exit routes leading to the ground level. The signage should indicate fire fighting, fire safety equipment present on the respective floor landing/pathway/dead-end and along all exit routes leading to the ground level.

9. ELECTRIC POWER SUPPLY TO THE ENTIRE FIRE-SAFETY SYSTEM
Electricity supply to the fire pump, the alarm system, sistence pressurization system and fire lift should be made available from the main Electrical supply.
Ex. from Electrical power supply of the company( This is to ensure availability of power supply to the fire protection & Safety system even after the main electrical supply to the building is switched off at the time of fire.

10.INDIVIDUAL FIRE SAFTY SYSTEM:
FIRE SAFTY SYSTEM SHOULD BE PROVIDED IN IDIVIDUAL SHOW ROOM BY OWNER.

IMPORTANT INSTRUCTIONS:
After inspection of a low-rise building by the fire service authority/ if the fire officer concerned feels it need for additional fire prevention/protection measures / ventilation system required or equipment ( i.e. - Passive system / Suppression system / Fire door - Window / Detection system / Active system / Sprinkler / Drencher etc.) as per Fire load / Firerick / Public gathering. Potential / Occupancy / Confined area, those additional measures / equipment have to be implemented / installed.

OWNER:-

For, MAHUVA DEVELOPERS
PARTNER

SANDIP B. SORATHIYA
AMC LIC NO. 001CW211225101 73
D/73, MATRUSAKTI SOCIETY,
BAPUNAGAR, AHMEDABAD.

ENGINEER:-

KUSAL H. PATEL
AMC LIC NO.: 001ER10705200748
AMC LIC NO.: 001SE20072510026
AMC LIC NO.: CW05201004422R1
411, PLATINUM PLAZA, OPP.
PAVILION MALL NIKOL , AHMEDABAD -382350

COW:-

NARENDRA K. PATEL
M.Tech.(Str.)
HNS DESIGN STUDIO
42, Amrapali Axiom, 4th Floor,
Bopal Junction, S.P. Ring Road, Ambli,
Ahmedabad, Gujarat - 380 054.
AMC Lic No. SD 05181011 21

DEVELOPER:-

STR. ENGINEER:-

SHAILESHKUMAR G. KOTADIYA
SOR LIC NO. 001SR10022510378
C-301, ABHILASHA SKY, NR GOAPL CHOWK,
NAVA NARODA, AHMEDABAD 382350

S.O.R.

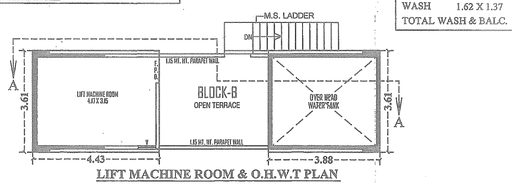


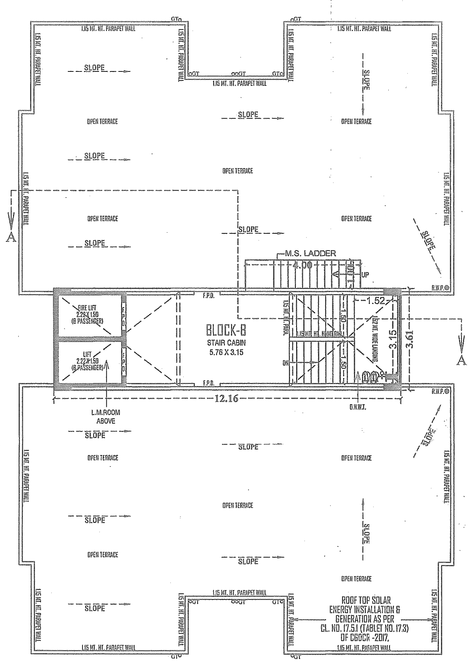


NOTE :- ALL OUTER & INTERNAL WALL ARE OF 0.12 MT. TH. B/K WALL




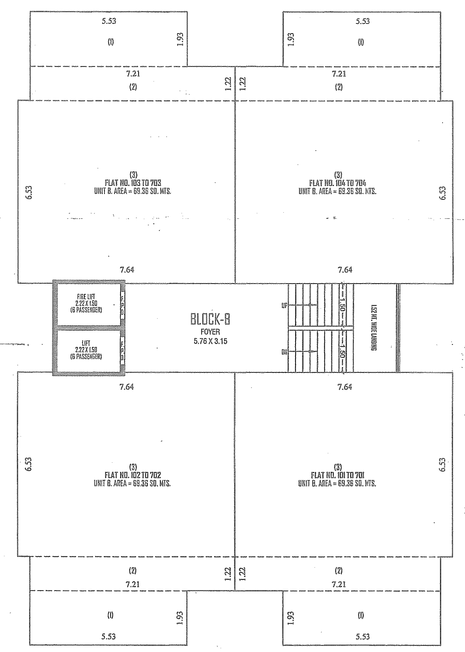


UNIT BUILT-UP AREA CALCULATION 1ST FLOOR TO 7TH FLOOR PLAN (BLOCK - B)

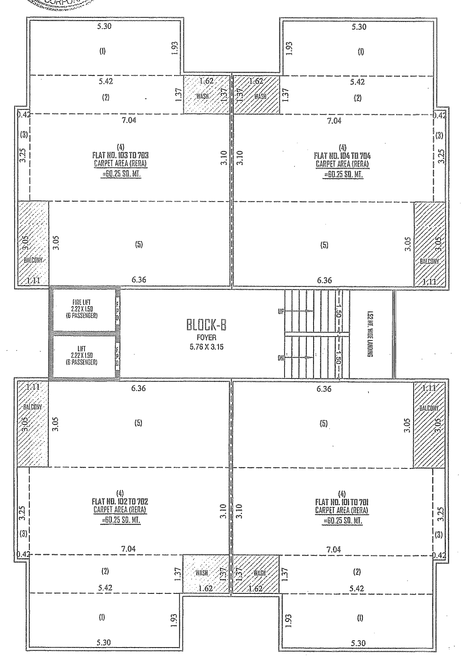


CARPET, WASH & BALCONY AREA (RERA) CALCULATION 1ST TO 7TH FLOOR PLAN

NOTE :- ALL OUTER & INTERNAL WALL ARE OF 0.12 MT. TH. B/K WALL

| FIRE HYDRANT LEGEND | | |
|---|---|---|
| SR. | SYMBOL | DISCRIPTION |
| 1 | | FIRE HYDRANT SYSTEM PIPE MAIN |
| 2 | | SINGLE HANDED HYDRANT VALVE |
| 3 | | SLUICE VALVE |
| 4 | | NON RETURN VALVE |
| 5 | | LANDING HYDRANT VALVE |
| 6 | | FIRE HOSE BOX |
| 7 | | FIRST AID HOSE REEL |
| 8 | | DC.P & CO-2 |
| 9 | | TWO WAY SIAMESE CONNECTION |
| 10 | | RISE OR DROP |
| 11 | | REDUCER |
| 12 | | COURT YARD HYDRANT VALVE |
| 13 | | SPRINKLERED |

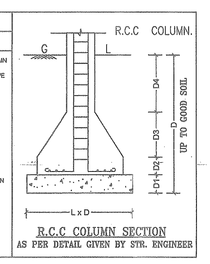


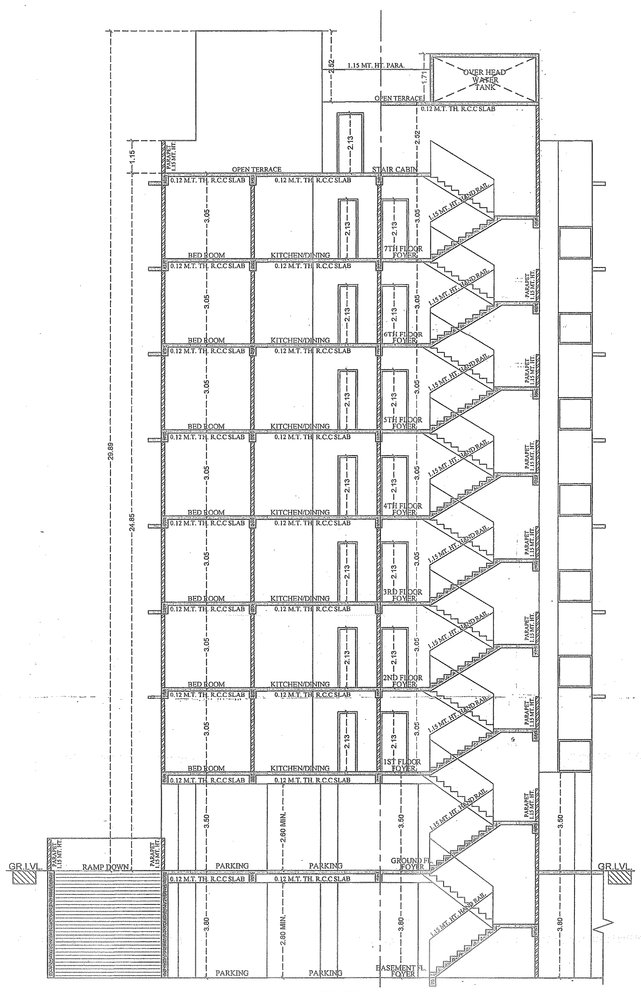


SECTION 'A-A'

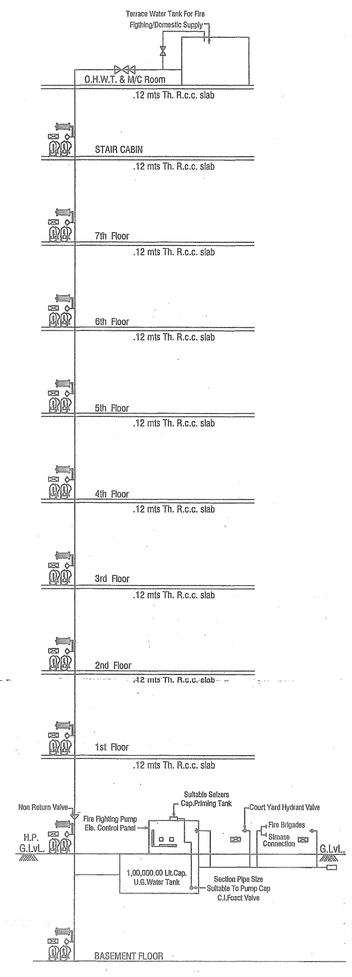


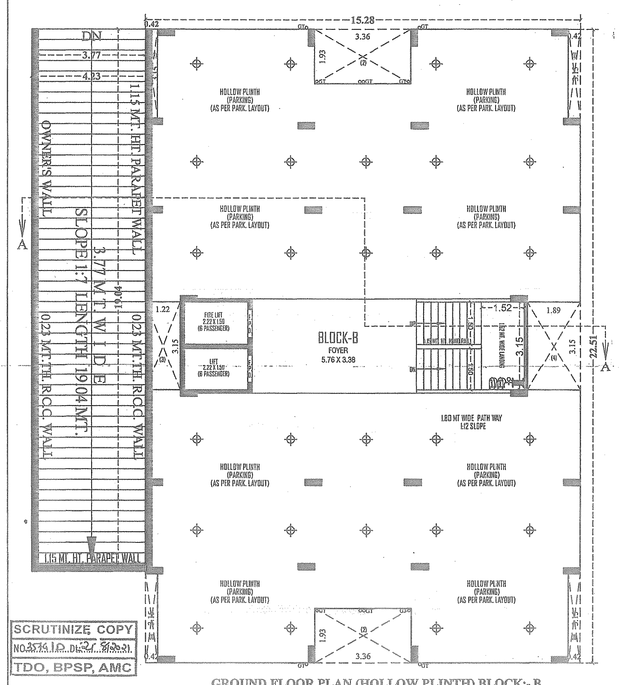


GROUND FLOOR PLAN (HOLLOW PLINTH) BLOCK:- B

NOTE :- ALL OUTER & INTERNAL WALL ARE OF 0.12 MT. TH. B/K WALL

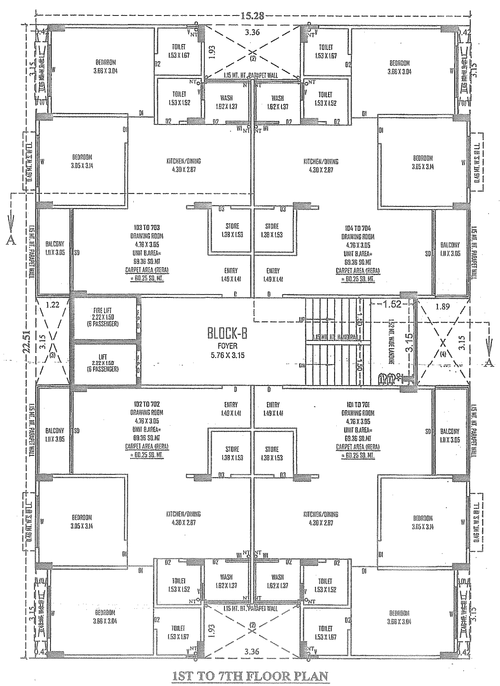


1ST TO 7TH FLOOR PLAN

NOTE :- ALL OUTER & INTERNAL WALL ARE OF 0.12 MT. TH. B/K WALL

ઘરેલી વિકાસ અને ઘરેલી ગુહનિર્માણ વિભાગના પત્ર ક્રમાંક ૪.
પત્ર/ભવન/૧૩૨૫ તા. ૯-૧૧-૧૯ ના પત્ર અનુસાર બાંધકામની જગ્યાએ મોટા સાઇનમાં ગુજરાતી ભાષામાં લખાણ કિંમતી કાયમી બોર્ડ કાયમી મૂકવાની રહેશે.

સદર પ્રકલ્પે ચાર્જીંગ એટ એચ.સી.એ. ના નામના નાણા ચુકવવાના હોય તે રકમના બાનમાં બી. યુ. પરવાનાના મંજુર અંગેના વિભાગની ઓનલાઇન મંજુરીથી રહેશે.

AHMEDABAD MUNICIPAL CORPORATION B.P.S.P. (T.D.O.)

Raja Chitthi Number : 05070/250321/A4772/R0/M1
Date : 05/08/2021

T.D. Sub Inspector(B.P.S.P.) | T.D. Inspector (B.P.S.P.) | Asst. T.D.O. (B.P.S.P.)

RESIDENTIAL AFFORDABLE HOUSING PROJECT
ELEVATION & SECTION PLAN

SHEET NO.:- 7/8

PLAN SHOWING PROPOSED AFFORDABLE HOUSING (RESIDENCE . . . . . .) BUILDING ON S.P. NO.:- 02 OF F.P. NO. 105/2 OF PRELIMINARY T.P.S. NO.:-121 (NARODA-HANSPURA-KATHWADA),[ SUR. NO. 64/B ,O.P. NO. 105/2] MOJE.:- HANSPURA, TA.:- ASARWA, DIST.:- AHMEDABAD

SCALE:- 1.00 CM = 1.00 MT.

BLOCK:- C+D

ZONE:- RESIDENTIAL-I (R1) (R.A.H.)

USE:- RESIDENCE

SCHEDULE OF DOOR & WINDOW
ALL WINDOW PROTECTED BY SAFETY GRILL

| DOOR | WINDOW / VENT |
|---|---|
| D =1.00 X 2.13 SD2 = 1.21 X 2.63 | W =1.83 X 1.71 |
| D1 = 0.92 X 2.13 | W1 =0.86 X 1.55 |
| D2 = 0.76 X 2.13 | W2 =0.68 X 1.55 |
| D3 = 0.66 X 2.13 | G = OPEN GAP |
| SD = 3.05 X 2.63 | V =0.61 X 0.61 |
| SD1 = 1.82 X 2.63 | |

R.C.C. STAIR DETAILS

| | | |
|---|---|---|
| WIDTH | > | 1.52 MT. |
| TREAD | > | 0.25 MT. |
| RISER | > | 0.16 MT. |
| GAP BETWEEN | > | 0.15 MT. |
| BALUSTER | > | |

COLOUR NOTE :

PROP. WORK
PROP. DRAINAGE

RERA CALCULATION COLOUR NOTE:-

WASH & BALCONY
NET CARPET AREA LINE (RERA)
BUILT-UP LINE

LIFT DETAIL
MINIMUM CAPACITY 6 PERSONS.
DOOR MINIMUM WIDTH 0.90 MTS.
1.00 MTS. HEIGHT OF HANDRAIL IN LIFT CAR.

FIRE HYDRANT LEGEND

| SR. | SYMBOL | DISCRIPTION |
|---|---|---|
| 1 | | FIRE HYDRANT SYSTEM PIPE MAIN |
| 2 | | SINGLE MANDED HYDRANT VALVE |
| 3 | | SLUICE VALVE |
| 4 | | NON RETURN VALVE |
| 5 | | LANDING HYDRANT VALVE |
| 6 | | FIRE HOSE BOX |
| 7 | | FIRST AID HOSE REEL |
| 8 | | DC,P & CO-2 |
| 9 | | TWO WAY SIAMESE CONNECTION |
| 10 | | RISE OR DROP |
| 11 | | REDUCER |
| 12 | | COURT YARD HYDRANT VALVE |
| 13 | | SPRINKLERED |

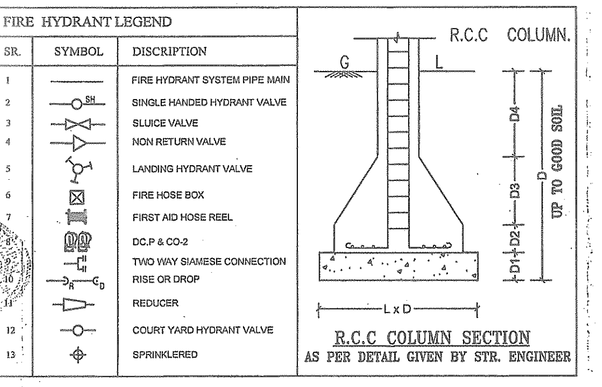

R.C.C COLUMN SECTION
AS PER DETAIL GIVEN BY STR. ENGINEER

GENERAL NOTES :-

- It is certified that plot under reference is surveyed by me and the dimensions of all sides of plot and plot area as shown in plan are measured by engineer on record and in accordance with ownership / revenue record.
- Engineer is fully responsible for leaving open space and margin.
- The depth and position of existing municipal manhole is verified by on site and premises can get drainage connection.
- It is certify that according to CGDCR 2017 all all requirements of the building are checked and necessary actions are taken.
- It is certify that according to the clause no. 4.4.8 of the CGDCR 2017, the structure of the building is design as per the norms of the Indian standards.
- Design of sitstness and ceiling is provided as per the provision of the clause no. 13.1.11 and 13.1.13 of CGDCR 2017.
- Pedestrians ramp is provided as per the provision of the clause no. 13.1.14 of CGDCR 2017.
- Lift is provided as per the provision of the clause no. 13.12 of CGDCR 2017.
- Water tank is provided as per the provision of the clause no. 13.8 of CGDCR 2017.
- letter box for each unit shall be provided at ground floor level for each unit.
- Water tank for fire safety requirement provided as per chapter no. 13.11 of CGDCR 2017.
- Electrical infrastructure shall be provided as per clause no. 13.11 of CGDCR 2017.
- Drinking water facility for disabled persons is provide as per the clause no. 13.8.2 of CGDCR 2017.
- Drainage facility is provided as per the clause no. 13.10 of CGDCR 2017
- Slopages of the parking place is to be provided as per the clause no. 13.7 of the CGDCR 2017.
- Entrance of the building is provided as per the clause no. 13.1.6 of CGDCR 2017.
- The centre of building unit/flat shall as per the provision of the clause no. 13.1.3 of CGDCR 2017.
- The structure of the building is as per the norms of the specified in the Indian standard and take necessary action for the structural safety during the construction.
- Rain water storage tank and rain water harvesting system is provided as per the clause no. 17.2 of CGDCR 2017.
- Community bin provided as per the provision of the clause no. 17.2.4 & 17.2.5 of CGDCR 2017.
- Tree plantation is provided as per the clause no. 17.4 of CGDCR 2017.
- Fire safety system is provided as per chapter no. 14 of CGDCR 2017.
- Fire safety provisions shall be made as per the fire prevention and life safety measures regulation-2018 and fire prevention and fire safety measures act-2013.
- Maintenance and upgradation of buildings is as per chapter no. 18 of CGDCR 2017.
- Marginal space & cellar slab shall have load bearing capacity of 45 tonnes per square meter shall be provided as per ch-nplar no. 14 of CGDCR 2017 and fire prevention and fire safety act-2018
- Roof top solar energy installation & generation shall be provided as per clause no. 17.5.1 of CGDCR-2017.
- The glazed surface area of the external facade shall be non-reflective and provided upto max of 50% of the total surface area of each facade with the provision of safety railing upto sill level as per cp 13.13 of u.e.d.r.c-2017.
- Compound Wall Shall Not Be Constructed On Road Side Boundary As Per Ineffimation No. -GHV/95 Of 2018/PWD-100018-50984 , Dt:- 21/07/2018 Regarding Fire Regulation-2018

1. HYDRANT SYSTEM:
CHDPF outlines located near the hose reel hose or hydrant outlet, at each floor the main FirePump at the underground water tank with a capacity to discharge 950 liters per minute at 3 bar. pressure as measured at the terrace level should be installed.
The Riser for the buildings exceeding 15 meters and above 18 meters height should not be of less than 100 mm. Internal diameter. The riser should be connected to the bottom of the terrace tank with a stop valve and a NRV to act as a Down - comer.
One riser is required for every 1000sq. meters floor area and if the building is divided into, two or more parts then each part should have a separate riser with all the fittings at floor level. Each floor should have one hydrant outlet with a coupling for attaching a 90 mm dia hose & 25 mm.bore Hose-reel hose with 8 mm. SS. Shut-off nozzle at each floor landing. The length of the hose reel hose should be enough to reach the farthest corner of the floor. Hose-box with 15 meters long 63mm. dia. hose and 12.5 mm. bore nozzle at alternate floors. The Hose-reel hose should be coupled to the Riser.
Fire-service inlet should be installed at a point near the entry to the premises where a Fire service vehicle can approach easily.
A permanent hydrant point comprising of 63 mm dia size 2nos of hydrant valves should be installed at the terrace level.
Overhead tank Refilling bypass connection should be done at the terrace level. The Overhead tank shall be of a capacity of not less than 20,000 liters. The Underground tank shall be of not less than 1,00,000 liters.
2. FIRE LIFT :
The Fire-Lift and all the lifts should have a provision to ground automatically in - case of electricity failure. Each building should have at least one lift as a Fire-Lift and if the building is divided into two or more parts then each should have a Fire-Lift. Lift well should have blowers to pressurize the lift well so connected that it will automatically operate when alarm call point is operate, so that it prevents the lift well getting smoke logged.
3. FIRE ALARM :
Fire alarm call point to be installed at each floor with sounders capable of being heard all throughout the building.
4. FIRE EXTINGUISHERS
One Carbon Dioxide (CO2) type extinguisher of 4.5 kg. with ISI mark. and one extinguisher of 9kg. Dry Chemical Powder (DCP) type extinguisher with ISI mark to be installed on each floor in case of commercial building.
One Carbon Dioxide (CO2) type extinguisher of 4.5 kg. with ISI mark. OR Two Carbon Dioxide (Co2) type extinguisher of 2 kg. with ISI mark capacity on alternate floors in case of residential building.
If the building is divided into two or more parts then each part should have these extinguishers installed.
5. STAIRCASE :
The staircase has to be open from at least one or two sides but if the staircase is in the centre core of the buildings it has to be pressurized to prevent it from getting smoke logged. The Riser/Down-comer shall be located in the staircase or close to it to make it easily approachable in case of Fire from the floor below or above.
6. BASEMENT :
The basement of 200 sq. meters or more should be protected with Automatic Sprinkler system with at least one sprinkler hose for small Car parking space.
Additionally be protected by a Hydrant outlet and hose 25 mm. bore Hose-reel hoses with 8 mm. bore nozzles at each basement level.
7. LIGHTENING ARRESTER :
A lightening arrester should also be installed and be properly earthed to prevent damage to the building when the lightening strikes.
8. PHOTO LUMINESCENT (ANTE GLOW) SIGNAGES :
If the building falls in a confined area or if it has an enclosed staircase or is not well lit-up on the inside, then adequate (Ante luminescent / ante glow / signage's should be displayed at each floor / landing / pathway / dead-end / long all will enables leading to the ground level. The signage should indicate the fighting, fire safety equipment present on the respective floor landing/pathway/dead-end and along all estimates leading to the ground level.
9. ELECTRIC POWER SUPPLY TO THE ENTIRE FIRE-SAFETY SYSTEM
Electricity supply to the fire pump, fire alarm system, staircase pressurization system and the lift should be made available from the main Electrical supply. (i.e. from Electrical power supply of the company) This is to ensure availability of power supply to the fire protection & Safety system even after the main electrical supply to the building is switched off at the time of fire.
10 HOUSEKEEPING FIRE SEFTY SYSTEM
FIRE SEFTY SYSTEM SHOULD BE PROVIDED IN HOUSEKEEPING SHOW ROOM BY OWNER
IMPORTANT INSTRUCTIONS:
After inspection of a low-rise building by the fire service authority if the fire officer concerned finds in need for additional fire prevention/protection measures / ventilation system required or equipment (i.e.- Positive system / Suppression system / Fire door - Window / Detection system / Active system / Sprinkler / Drencher etc.) as per Fire Load / Fuels / Public gathering / Potential / Occupancy / Confined area, Extra additional measures / equipment have to be implemented / installed.



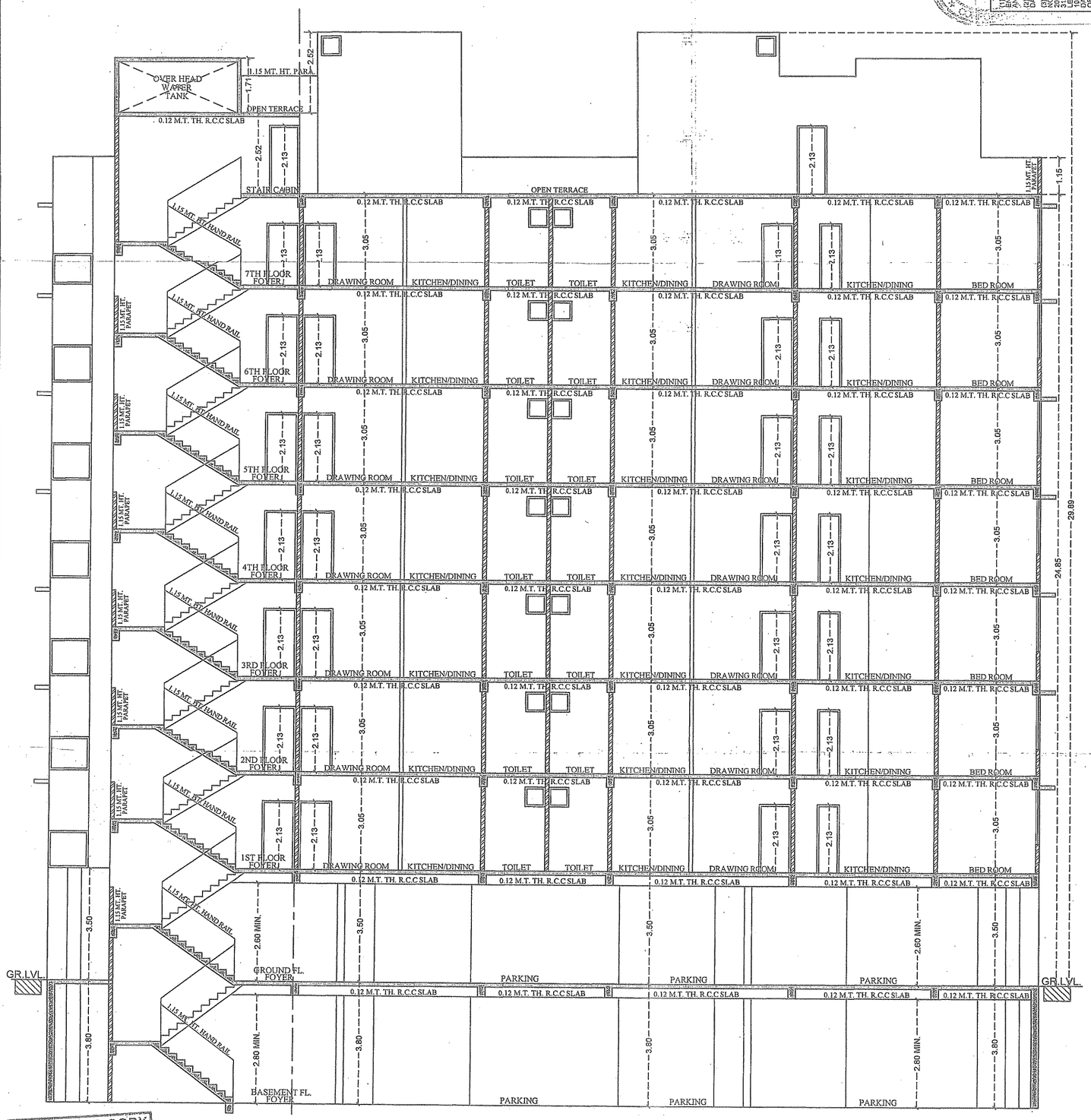

SECTION 'A-A'

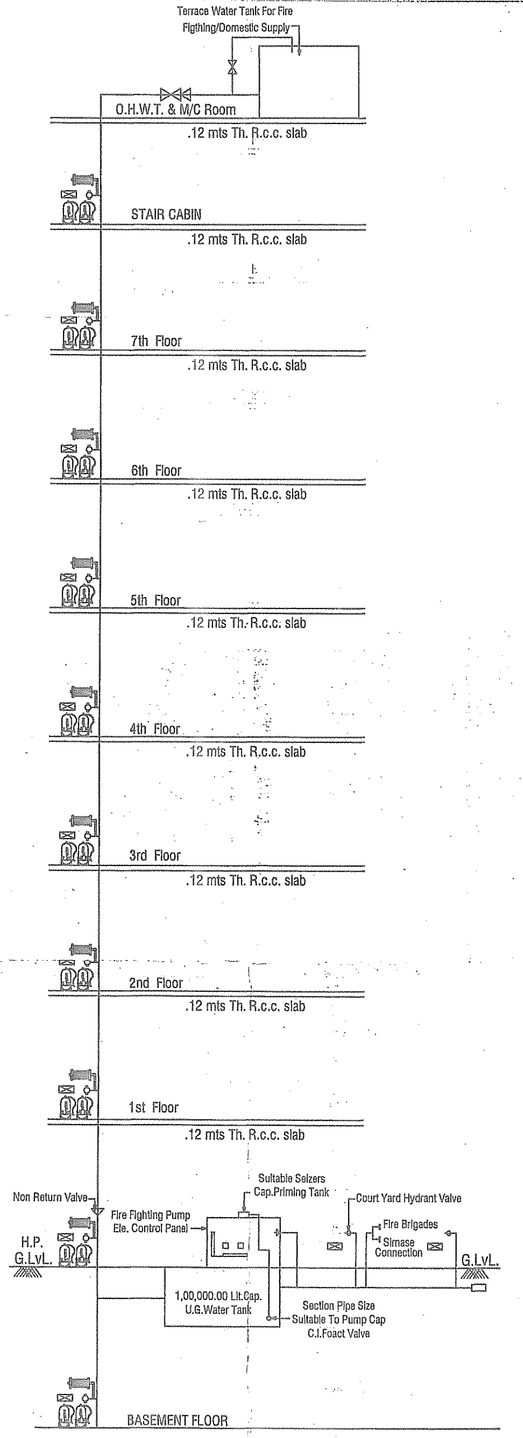


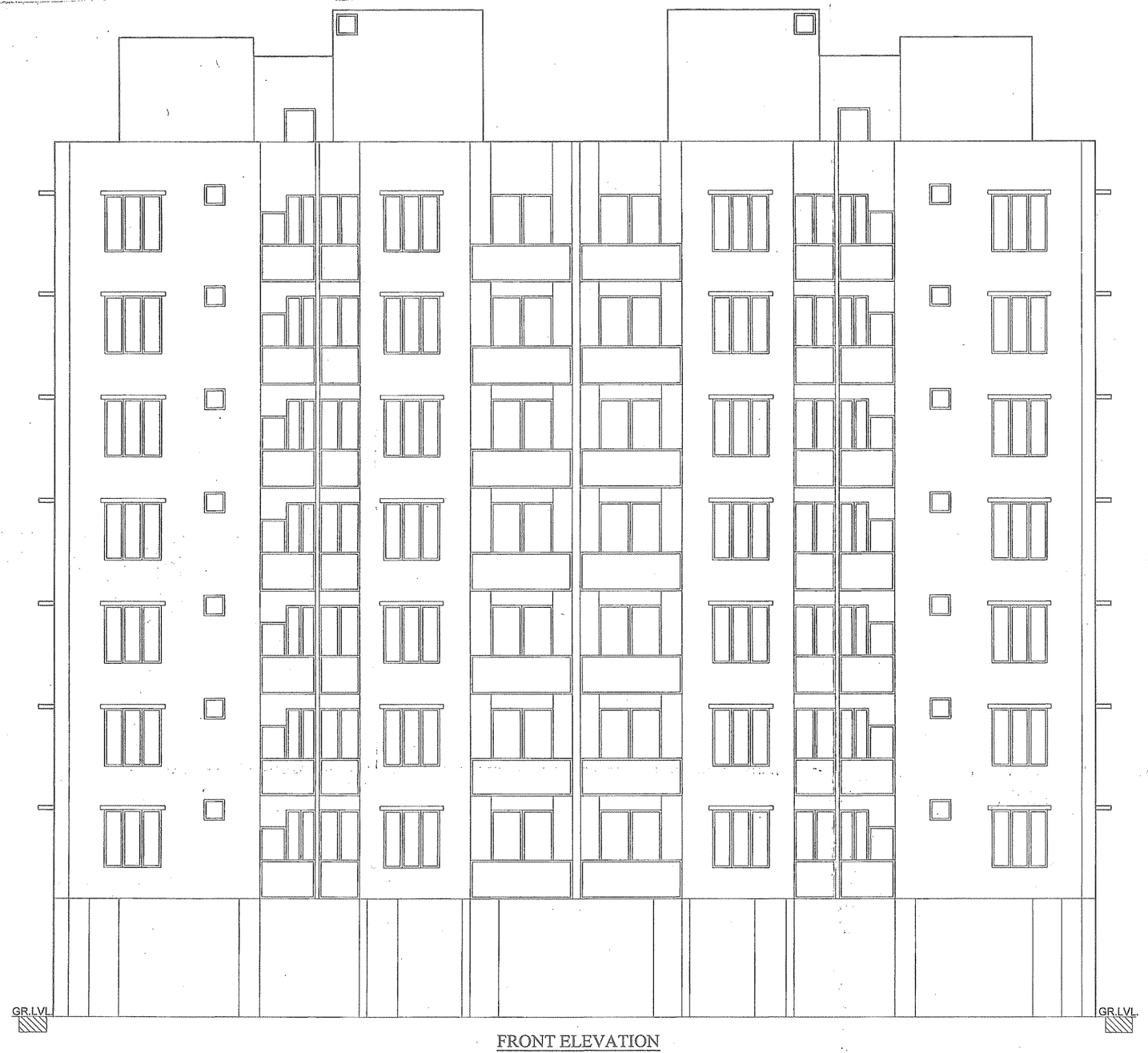

FRONT ELEVATION

1. HYDRANT SYSTEM:
CHDPF outlines located near the hose reel hose or hydrant outlet, at each floor the main FirePump at the underground water tank with a capacity to discharge 950 liters per minute at 3 bar. pressure as measured at the terrace level should be installed.
The Riser for the buildings exceeding 15 meters and above 18 meters height should not be of less than 100 mm. Internal diameter. The riser should be connected to the bottom of the terrace tank with a stop valve and a NRV to act as a Down - comer.
One riser is required for every 1000sq. meters floor area and if the building is divided into, two or more parts then each part should have a separate riser with all the fittings at floor level. Each floor should have one hydrant outlet with a coupling for attaching a 90 mm dia hose & 25 mm.bore Hose-reel hose with 8 mm. SS. Shut-off nozzle at each floor landing. The length of the hose reel hose should be enough to reach the farthest corner of the floor. Hose-box with 15 meters long 63mm. dia. hose and 12.5 mm. bore nozzle at alternate floors. The Hose-reel hose should be coupled to the Riser.
Fire-service inlet should be installed at a point near the entry to the premises where a Fire service vehicle can approach easily.
A permanent hydrant point comprising of 63 mm dia size 2nos of hydrant valves should be installed at the terrace level.
Overhead tank Refilling bypass connection should be done at the terrace level. The Overhead tank shall be of a capacity of not less than 20,000 liters. The Underground tank shall be of not less than 1,00,000 liters.
2. FIRE LIFT :
The Fire-Lift and all the lifts should have a provision to ground automatically in - case of electricity failure. Each building should have at least one lift as a Fire-Lift and if the building is divided into two or more parts then each should have a Fire-Lift. Lift well should have blowers to pressurize the lift well so connected that it will automatically operate when alarm call point is operate, so that it prevents the lift well getting smoke logged.
3. FIRE ALARM :
Fire alarm call point to be installed at each floor with sounders capable of being heard all throughout the building.
4. FIRE EXTINGUISHERS
One Carbon Dioxide (CO2) type extinguisher of 4.5 kg. with ISI mark. and one extinguisher of 9kg. Dry Chemical Powder (DCP) type extinguisher with ISI mark to be installed on each floor in case of commercial building.
One Carbon Dioxide (CO2) type extinguisher of 4.5 kg. with ISI mark. OR Two Carbon Dioxide (Co2) type extinguisher of 2 kg. with ISI mark capacity on alternate floors in case of residential building.
If the building is divided into two or more parts then each part should have these extinguishers installed.
5. STAIRCASE :
The staircase has to be open from at least one or two sides but if the staircase is in the centre core of the buildings it has to be pressurized to prevent it from getting smoke logged. The Riser/Down-comer shall be located in the staircase or close to it to make it easily approachable in case of Fire from the floor below or above.
6. BASEMENT :
The basement of 200 sq. meters or more should be protected with Automatic Sprinkler system with at least one sprinkler hose for small Car parking space.
Additionally be protected by a Hydrant outlet and hose 25 mm. bore Hose-reel hoses with 8 mm. bore nozzles at each basement level.
7. LIGHTENING ARRESTER :
A lightening arrester should also be installed and be properly earthed to prevent damage to the building when the lightening strikes.
8. PHOTO LUMINESCENT (ANTE GLOW) SIGNAGES :
If the building falls in a confined area or if it has an enclosed staircase or is not well lit-up on the inside, then adequate (Ante luminescent / ante glow / signage's should be displayed at each floor / landing / pathway / dead-end along all estimates leading to the ground level. The signage should indicate fire fighting, fire safety equipment present on the respective floor landing/pathway/dead-end and along all estimates leading to the ground level.
9. ELECTRIC POWER SUPPLY TO THE ENTIRE FIRE-SAFETY SYSTEM
Electricity supply to the fire pump, fire alarm system, staircase pressurization system and the lift should be made available from the main Electrical supply. (i.e. from Electrical power supply of the company) This is to ensure availability of power supply to the fire protection & Safety system even after the main electrical supply to the building is switched off at the time of fire.
10 HOUSEKEEPING FIRE SEFTY SYSTEM
FIRE SEFTY SYSTEM SHOULD BE PROVIDED IN HOUSEKEEPING SHOW ROOM BY OWNER
IMPORTANT INSTRUCTIONS:
After inspection of a low-rise building by the fire service authority if the fire officer concerned finds in need for additional fire prevention/protection measures / ventilation system required or equipment (i.e.- Positive system / Suppression system / Fire door - Window / Detection system / Active system / Sprinkler / Drencher etc.) as per Fire Load / Fuels / Public gathering / Potential / Occupancy / Confined area, Extra additional measures / equipment have to be implemented / installed.

OWNER:- M/s. MARUTI DEVELOPERS PARTNER

SUHAM H. PATEL
AMC LIC NO :- 001SEH/17052500748
AMC LIC NO :- 001SEZ/07225100026
AMC LIC NO :- CNO5201004022R1
411, PLATINUM PLAZA, OPP. PAVILION MALL NIKOL, AHMEDABAD -382350

ENGINEER:-

SANDIP B. SORATHIYA
AMC LIC NO. 001CW21122510173
D/73, MATRUSAKTI SOCIETY,
BAPUNAGAR, AHMEDABAD.

COW:-

M.P. Infra
AMC DEV LIC NO. 843211121
Partner, Shri Pindip B. Lodha
8, Shankheshwar Ind. Park/2,
GIDC Estate, Vatva, A'bad

DEVELOPER:-

M.Tech.(Str.)
HNS DESIGN STUDIO
42, Amrapali Axiom, 4th Floor,
Bopal Junction, S.P. Ring Road, Amb,
Ahmedabad, Gujarat - 380 054.
AMC LIC No. SD 0518101121

STR. ENGINEER:-

SHAILESHKUMAR G. KOTADIYA
SOR LIC NO. 001SR100221 0378
C-301, ASHISLASHA SKY, NR COSMPL CHOWK,
NAVA NARODA, AHMEDABAD 382330

S.O.R.:-

SCRUTINIZE COPY
NO.3535/T.D.O., B.P.&S.P.
TDO, BPSP, AMC

RESPONSIBILITY UC G.D.C.R.-2012 C.L. NO. 4.3.4.4.4.5 :-
APPROVAL OF DRAWINGS AND ACCEPTANCE OF ANY STATEMENT, DOCUMENTS, STRUCTURAL REPORT, STRUCTURAL DRAWINGS, FINALISING CERTIFICATE OR BUILDING COMPLETION CERTIFICATES BY THE MUNICIPAL CORPORATION, CIVIL ENGINEER, ARCHITECT, CLERK OF WORKSHIPE SUPERVISOR, STRUCTURAL DESIGNER, DEVELOPER, OWNER FROM THEIR RESPONSIBILITIES, IMPOSED UNDER THE ACT / THE DEVELOPMENT CONTROL REGULATIONS AND THE LAWS OF TORT AND LOCAL ACTS.
LIABILITY (C.G.D.C.R.-2017 C.L. NO. 3.3.3) :-
NOTWITHSTANDING ANY DEVELOPMENT PERMISSION GRANTED UNDER THE ACT AND THESE REGULATIONS, ANY PERSON UNDERTAKING ANY DEVELOPMENT WORK SHALL CONTINUE TO BE RESPONSIBLE AND TOTALLY LIABLE FOR ANY INJURY OR DAMAGE OR LOSS WHATSOEVER THAT MAY BE CAUSED TO ANY ONE IN OR AROUND THE AREA DURING THE CONSTRUCTION AND NO LIABILITY WHATSOEVER WILL THIS REGARD SHALL BE CAST ON THE AUTHORITY.

Ahmedabad Municipal Corporation

Zone: NORTH

Case No. : BLNTS/NZ/S5932/COGCR/VA/4773/R0/M1

Plan Approved as per terms and condition mentioned in the Commencement Certificate

Raja Chitthi Number : 0507/1250321/A/4773/R0/M1

Date : 05/08/2021

T.D. Sub Inspector (B.P.S.P.) | T.D. Inspector (B.P.S.P.) | Asst. T.D.O. (B.P.S.P.)