NOTES:-
THIS PLAN IS FULLY WATERPROOF FOR LEAKAGE STRIKE PAST AND WASHAN
THE DEPTH AND POSITION OF EXISTING MANHOPE, MAINHOLE IS VERIFIED ON SITE AND PROVIDED GATES DRAINAGE CONNECTION.
IT IS CERTIFY THAT ACCORDING TO GDCR DULY ALL REQUIREMENTS OF THE BUILDING ARE CHECKED AND PROCEDURE ACTION ARE TAKEN.
IT IS CERTIFY THAT ACCORDING TO THE CLAUSE NO. 4.1.5 OF THE GDCR, THE STRUCTURE OF THE BUILDING IS DESIGN AS PER THE NORMS OF THE INDIAN STANDARD.
DESIGN OF DRAINAGE AND MAINLINE IS PROVIDED AS PER THE PROVISION OF THE CLAUSE NO. 21.1.10 AND 13.1 AND 24.4 OF G.D.C.R.
PEDESTRIANS RAMP IS PROVIDED AS PER THE PROVISIONOF THE CLAUSE NO. 20.1.5 OF G.D.C.R.
LIFT IS PROVIDED AS PER THE PROVISION OF THE CLAUSE NO. 20.1.0 AND 24.7.0 G.D.C.R.
WATER TANK IS PROVIDED AS PER THE PROVISION OF THE CLAUSE NO. 20.8.0 OF GDCR.
SEPARATE LETTER BOX IS PROVIDED AT GROUND LEVEL FOR EACH UNIT.
ELECTRICAL INFRASTRUCTURE SHALL BE PROVIDED AS PER CLAUSE NO. 20.11
DRINKING WATER FACILITY FOR DISABLED PERSONS IS PROVIDED AS PER THE CLAUSE NO. 20.6.3
DRAINAGE FACILITY IS PROVIDED AS PER THE CLAUSE NO. 20.10
SIGNAGES OF THE PARKING PLACE IS TO BE PROVIDED AS PER THE CLAUSE NO. 20.1.0F THE GDCR.
THE PARKING OF THE BUILDING IS PROVIDED AS PER THE PROVISION OF THE CLAUSE NO. 20.1.3 F OF GDCR.
THE FRAMES OF BUILDING UNDERTAKE PLOT AS PER THE PROVISION OF THE CLAUSE NO. 20.1.0 OF GDCR
THE STRUCTURE OF THE BUILDING IS AS PER THE NORMS OF THE SPECIFIED BY THE INDIAN STANDARDS AND TAKE NECESSARY ACTION FOR THE STRUCTURAL SAFETY DURING THE CONSTRUCTION.
RAIN WATER STORAGE TANK AND RAIN WATER HARVESTING SYSTEM IS PROVIDED AS PER THE CLAUSE NO. 37.2 OF GDCR 2021
COMMUNITY BIN PROVIDED AS PER THE PROVISION OF THE CLAUSE NO. 37.3 OF GDCR.
TREE PLANTATION IS PROVIDED AS PER THE CLAUSE NO. 37.2 OF GDCR.
POLLUTION CONTROL SYSTEM IS PROVIDED AS PER THE CONDITIONS ON OF GDCR.
MAINTAINANCE AND UPKEEPING OF BUILDING IS AS PER CONDITIONS OF GDCR 2021

T.D.R. F.S.I. AREA CALC:-		
7th. FLOOR		
9.50 X 15.165 X 1	=	125.07 SMT
TOTAL	=	125.07 SMT
TOTAL T.D.R. F.S.I. AREA	=	125.07 SMT

FLOOR AREA TABLE - 'B' SQMT				
	APPROVED		REVISE	
FLOOR	USE	FLOOR AREA	USE	FLOOR AREA
	RESI.	TOTAL	RESI.	TOTAL
1st. FLOOR	05	752.76	05	773.79
2nd. FLOOR	05	756.76	05	773.79
3rd. FLOOR	05	752.76	05	773.79
4th. FLOOR	05	756.76	05	773.79
5th. FLOOR	05	756.76	05	773.79
6th. FLOOR	05	756.76	05	773.79
7th. FLOOR	05	752.76	05	773.79
TOTAL	35	5290.32	35	5420.53

F.S.I. AREA CALC. ON TYPICAL FLOOR : IN SMT.		
1st. TO 7th. FLOOR		
BUILT UP AREA ON 1st. TO 7th. FL.	=	949.20
LESS :-		
(A) 4.98 X 8.78 X 1	=	43.72
(B) 3.30 X 2.67 X 2	=	23.94
(C) 4.98 X 8.30 X 1	=	41.33
(D) 0.91 X 1.38 X 1	=	1.24
TOTAL	=	110.23
949.20 - 110.23 = 837.00		
NET F.S.I. AREA	=	837.00

OPENING SCHEDULE :-
SD = 2.44 X 2.86 X2 = 0.70 X 2.13 W2 = 1.53 X 1.21
D = 1.27 X 2.13 W = 1.83 X 1.52 W3 = 2.69 X 1.21
D1 = 0.91 X 2.13 W1 = 1.37 X 1.52 V = 0.68 X 0.68

COLOUR NOTE :-
PROP. WORK : [illegible] PROP. OPENN [illegible]

BUILT UP AREA CALC. ON TYPICAL FLOOR : IN SMT.		
BUILT UP AREA ON 1st. TO 7th. FL.	=	949.20
LESS :-		
(A) 4.98 X 8.78 X 1	=	43.72
(B) 3.30 X 2.67 X 2	=	17.78
(C) 4.98 X 8.30 X 1	=	41.33
(D) 0.91 X 1.38 X 1	=	1.24
TOTAL	=	104.07
NET BUILT UP AREA	=	845.13

BUILT UP AREA CALC. ON TERRACE CABIN : IN SMT.		
3.00 X 3.00 X 1	=	9.00
5.00 X 6.70 X 1	=	33.50
3.00 X 3.00 X 1	=	9.00
3.00 X 3.00 X 1	=	9.00
3.00 X 3.00 X 1	=	9.00
3.00 X 3.00 X 1	=	9.00
TOTAL	=	69.50
LESS :-		
(A) 3.00 X 2.00 X 1	=	6.00
(B) 3.00 X 2.00 X 1	=	6.00
(C) 3.00 X 2.00 X 1	=	6.00
(D) 3.00 X 2.00 X 1	=	6.00
TOTAL	=	24.00
NET BUILT UP AREA	=	45.50

BUILT UP AREA CALC. ON 1st. TO 6th. FLOOR		
949.20 X 35.10 X 1	=	1332.77
LESS :-		
(01) 1.79 X 1.33 X 4	=	9.52
(02) 13.72 X 1.50 X 1	=	307.63
(03) 1.98 X 3.88 X 2	=	15.29
(04) 4.98 X 11.19 X 1	=	55.73
(05) 5.29 X 10.71 X 1	=	56.63
TOTAL	=	445.23
1332.77 - 445.23 = 887.54		
NET BUILT UP AREA	=	887.54

BUILT UP AREA CALC. ON STAIR CABIN : IN SMT.		
3.00 X 3.00 X 1	=	9.00
5.44 X 4.00 X 1	=	21.76
3.30 X 2.00 X 1	=	6.60
0.91 X 1.25 X 1	=	1.14
8.93 X 3.80 X 1	=	33.93
5.44 X 4.42 X 1	=	24.04
0.91 X 4.07 X 1	=	3.70
TOTAL	=	100.17
LESS :-		
(A) 3.00 X 2.00 X 1	=	6.00
(B) 5.44 X 1.50 X 1	=	8.16
(C) 3.00 X 2.00 X 1	=	6.00
(D) 3.00 X 2.00 X 1	=	6.00
TOTAL	=	26.16
NET BUILT UP AREA	=	74.01

BUILT UP AREA CALC. ON 7th. FLOOR		
949.20 X 35.10 X 1	=	1332.77
LESS :-		
(01) 1.79 X 1.33 X 4	=	9.52
(02) 13.72 X 1.50 X 1	=	307.63
(03) 1.98 X 3.88 X 2	=	15.29
(04) 4.98 X 11.19 X 1	=	55.73
(05) 5.29 X 10.71 X 1	=	56.63
TOTAL	=	445.23
1332.77 - 445.23 = 887.54		
NET BUILT UP AREA	=	887.54

BUILT UP AREA CALC. ON 1st. TO 7th. FLOOR		
949.20 X 35.10 X 1	=	1332.77
LESS :-		
(01) 1.79 X 1.33 X 4	=	9.52
(02) 13.72 X 1.50 X 1	=	307.63
(03) 1.98 X 3.88 X 2	=	15.29
(04) 4.98 X 11.19 X 1	=	55.73
(05) 5.29 X 10.71 X 1	=	56.63
TOTAL	=	445.23
1332.77 - 445.23 = 887.54		
NET BUILT UP AREA	=	887.54

UNIT AREA TABLE:-							
BLOCK - A				BLOCK - B			
FLOOR	UNIT NO.	UNIT BUILT UP AREA	NOS OF UNIT	FLOOR	UNIT NO.	UNIT BUILT UP AREA	NOS OF UNIT
1st. FLOOR	101,102	142.98	02	1st. FLOOR	103	145.52	01
					104,105	102.95	02
2nd. FLOOR	201,202	142.98	02	2nd. FLOOR	203	145.52	01
					204,205	102.95	02
3rd. FLOOR	301,302	142.98	02	3rd. FLOOR	303	145.52	01
					304,305	102.95	02
4th. FLOOR	401,402	142.98	02	4th. FLOOR	403	145.52	01
					404,405	102.95	02
5th. FLOOR	501,502	142.98	02	5th. FLOOR	503	145.52	01
					504,505	102.95	02
6th. FLOOR	601,602	142.98	02	6th. FLOOR	603	145.52	01
					604,605	102.95	02
7th. FLOOR	701,702	142.98	02	7th. FLOOR	703	145.52	01
					704,705	102.95	02
TOTAL			14	TOTAL			21

UNIT AREA CALC.:- BLOCK - A			
TOTAL = 14 UNIT (Inc. 02 Nos. FLOOR)			
FLAT NO.:-(101,201,301,401,501,601,701)			
(102,202,302,402,502,602,702)			
(A)	3.30 X 0.22	=	0.77 SMT
(B)	4.20 X 1.50	=	6.60 SMT
(C)	3.66 X 14.29	=	142.61 SMT
(D)	3.15 X 1.50	=	10.65 SMT
	TOTAL	=	162.98 SMT
	162.98 X 02	=	325.96 SMT

UNIT AREA CALC.:- BLOCK - B			
TOTAL = 21 UNIT (Inc. 02 Nos. FLOOR)			
FLAT NO.:-(103,203,303,403,503,603,703)			
(104,204,304,404,504,604,704)			
(105,205,305,405,505,605,705)			
(A)	3.00 X 0.22	=	0.77 SMT
(B)	4.50 X 1.50	=	6.60 SMT
(C)	3.66 X 14.29	=	142.61 SMT
(D)	3.15 X 1.50	=	10.65 SMT
	TOTAL	=	162.98 SMT
	162.98 X 02	=	325.96 SMT

UNIT AREA CALC.:- BLOCK - B			
TOTAL = 14 UNIT (Inc. 02 Nos. FLOOR)			
FLAT NO.:-(103,203,303,403,503,603,703)			
(104,204,304,404,504,604,704)			
(105,205,305,405,505,605,705)			
(A)	3.00 X 0.22	=	0.77 SMT
(B)	4.50 X 1.50	=	6.60 SMT
(C)	3.66 X 14.29	=	142.61 SMT
(D)	3.15 X 1.50	=	10.65 SMT
	TOTAL	=	162.98 SMT
	162.98 X 02	=	325.96 SMT

TOTAL BUILT UP AREA			
PROP. F.S.I. AREA ON 1st. FLOOR		818.38	837.01
PROP. F.S.I. AREA ON 2nd. FLOOR		818.38	837.01
PROP. F.S.I. AREA ON 3rd. FLOOR		818.38	837.01
PROP. F.S.I. AREA ON 4th. FLOOR		818.38	837.01
PROP. F.S.I. AREA ON 5th. FLOOR		818.38	837.01
PROP. F.S.I. AREA ON 6th. FLOOR		818.38	837.01
PROP. F.S.I. AREA ON 7th. FLOOR		818.38	837.01
TOTAL F.S.I. AREA		5714.66	5862.07

REVISE PLAN SHOWING RESI. BUILDING ON F.P. NO. :- 12/04 OF TPS NO.:-119-NIKOL, DRAFT SANCTIONED [R.S. NO. :- 478/4, (O.P. NO.:- 12/04.)] MOJE : NIKOL, TAL.:- ASARWA , DIST : AHMEDABAD.]

BLOCK :- A+B

SHEET NO.:-06

SCALE : 1 CM = 1.00 MT ZONE : R1 USE : RSA

AREA TABLE:-	APPROVED SQMT	REVISE SQMT
PROP. BUILT UP AREA ON BASEMENT	1391.77	1391.77
PROP. BUILT UP AREA ON GR. FLOOR (PARKING)	947.54	950.12
PROP. BUILT UP AREA ON 1st. FLOOR	924.91	947.74
PROP. BUILT UP AREA ON 2nd. FLOOR	924.91	947.74
PROP. BUILT UP AREA ON 3rd. FLOOR	924.91	947.74
PROP. BUILT UP AREA ON 4th. FLOOR	924.91	947.74
PROP. BUILT UP AREA ON 5th. FLOOR	924.91	947.74
PROP. BUILT UP AREA ON 6th. FLOOR	924.91	947.74
PROP. BUILT UP AREA ON 7th. FLOOR	924.91	947.74
PROP. BUILT UP AREA ON STAIR CABIN	124.99	127.27
PROP. BUILT UP AREA ON LIFT MACHINE RM & O.H.W.T.	73.18	73.73
TOTAL BUILT UP AREA	8884.69	9062.53
PROP. F.S.I. AREA ON 1st. FLOOR	818.38	837.01
PROP. F.S.I. AREA ON 2nd. FLOOR	818.38	837.01
PROP. F.S.I. AREA ON 3rd. FLOOR	818.38	837.01
PROP. F.S.I. AREA ON 4th. FLOOR	818.38	837.01
PROP. F.S.I. AREA ON 5th. FLOOR	818.38	837.01
PROP. F.S.I. AREA ON 6th. FLOOR	818.38	837.01
PROP. F.S.I. AREA ON 7th. FLOOR	818.38	837.01
TOTAL F.S.I. AREA	5714.66	5862.07

SOPAN DEVELOPERS
AUTHO. SIGN. : JITENDRAKUMAR P. PATEL
DEVELOPERS LIC NO : DEV-41/210602
S.NO. 478/4/F.P NO: 12/04 T.P.S. 119,
OPP. SHRINAND AVENUE,
NR. GANGOTRI BUNGLOWS,
NIKOL, AHMEDABAD-382350.
DEVELOPER

CHIRAGKUMAR P. NAKRANI (B.E.CIVIL)
A-101,Shantibhakato-2,Opp.Platinum Plaza,
Nr.Iscon Cross Road,
Ahmedabad-380059
Regd. No. CVI - 09052/10/20
M. 97121 62085
C.O.W.

Jignesh kumar M. Patel (B.E.Civil)
G5, Vihas Residency, Ahol Maroda Road,
Nikol, Ahmedabad-382350
ABC Lic. No. E/R-00540/010/062
ENGINEER

BHAVIN R. Sudani
(B.E. Civil, Structure)
(Regd. No. CVI/09052/10/20)
M. 97121 62085
STR.ENGINEER

સ્થળ : અમદાવાદ
તારીખ : ૦૩-૦૧-૨૦૨૧
OWNER

THIS DEVELOPMENT PERMISSION WITH T.D.R. F.S.I. IS GIVEN WITH SUBJECT TO CONDITION THAT THE CONSTRUCTION OF T.D.R. F.S.I. 125.07 SQ.MT. FROM BLUR PLOT T.P.S. NO. :- T.P.S. NO. :- 26 (SARDAR) F.P. NO. :- F.P. NO. :- 274,275 SHOWING IN PLAN BARK WITH PURPLE HATCH SHALL BE CARRIED OUT AFTER GETTING BLU. PERMISSION OF BLUR PLOT.

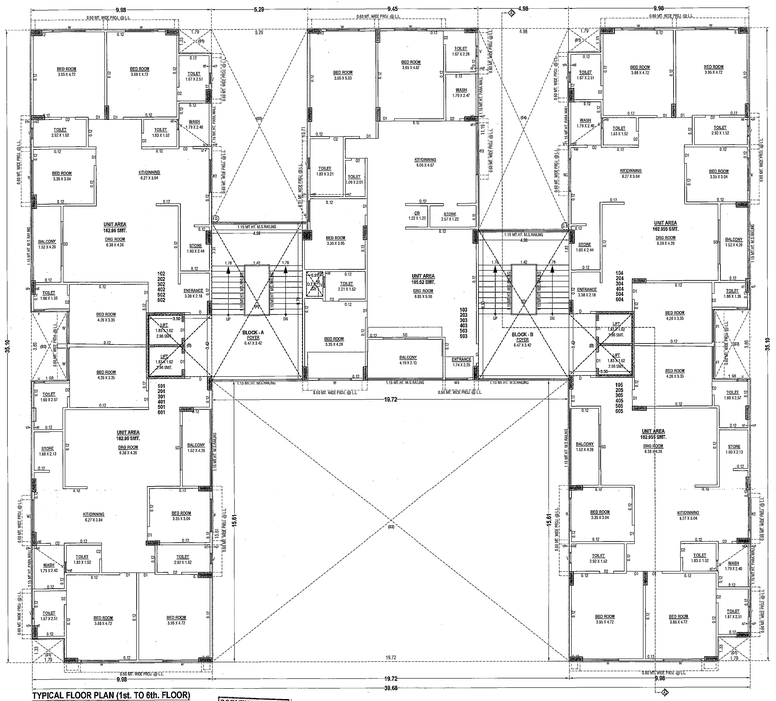

TYPICAL FLOOR PLAN (1st. TO 6th. FLOOR)

SCRUTINIZE COPY
[illegible]
TDO, BPSP, AMC

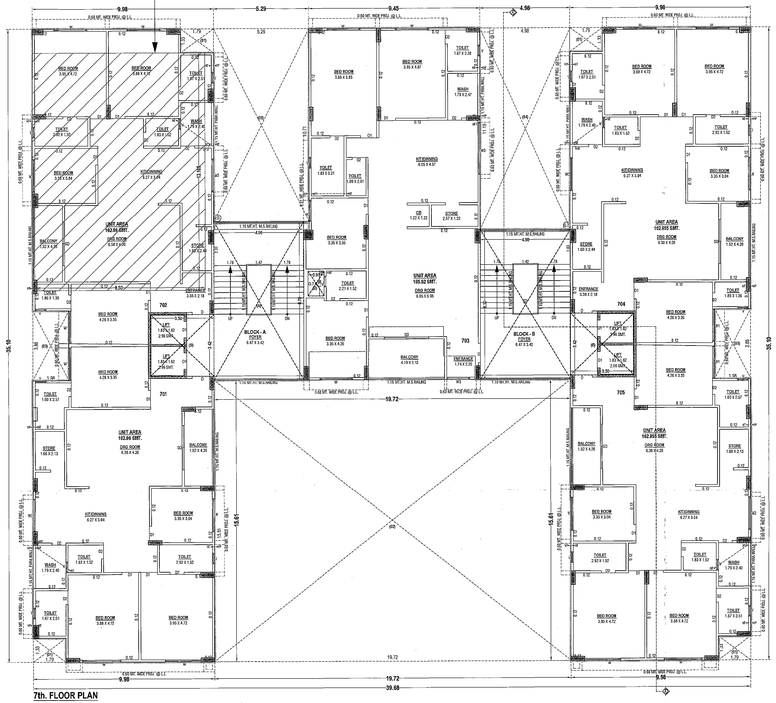

7th. FLOOR PLAN

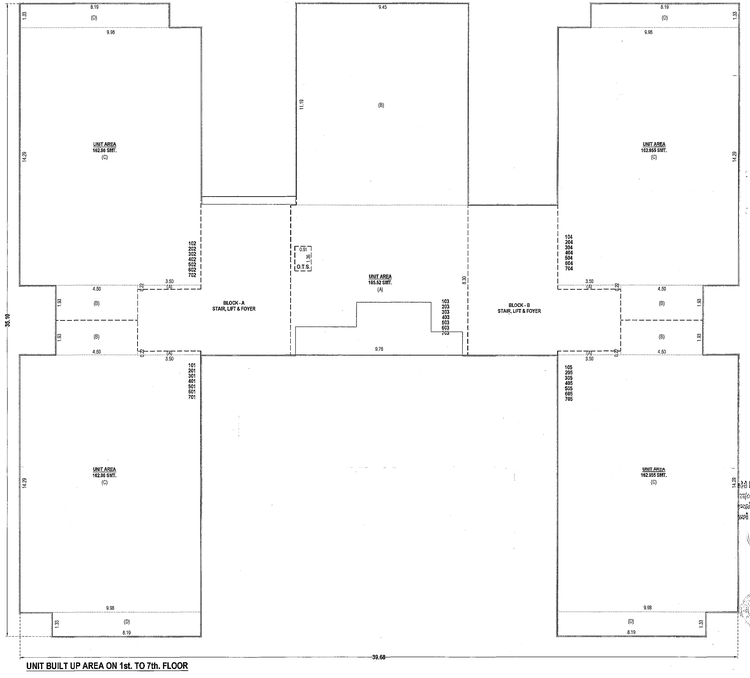

UNIT BUILT UP AREA ON 1st. TO 7th. FLOOR

RESPONSIBILITY UNDER U.D.C.R. NO. 2.2.4 & 4.2 :-
THE OWNER, DEVELOPER, ARCHITECT, ENGINEER SHALL BE THE AUTHOR OF ANY STATEMENT, DOCUMENTS, STRUCTURAL REPORT, STRUCTURAL DRAWINGS, PROGRESS CERTIFICATE, OR BUILDING COMPLETION CERTIFICATES SHALL NOT ENTITLE ANY OWNER, DEVELOPER OR ANY OTHER PERSON TO SUE THE ARCHITECT, SUPERVISOR, STRUCTURAL ENGINEER, DEVELOPER, OWNER FROM THEIR RESPONSIBILITIES, IMPOSED UNDER THE ACT, THE DEVELOPMENT CONTROL RULES AND BYELAWS MADE THERE UNDER AND LOCAL ACTS.
UNDER U.D.C.R. NO. 2.2.4 & 4.2 :-
NOTWITHSTANDING ANY DEVELOPMENT PERMISSION GRANTED UNDER THE ACT, THE OWNER, DEVELOPER, ARCHITECT, ENGINEER, SUPERVISOR, THE DEVELOPMENT WORK SHALL CONTINUE TO BE WHOLLY AND SOLELY LIABLE FOR ANY INJURY OR DAMAGE OR LOSS WHATSOEVER THAT MAY BE CAUSED TO ANY THIRD PARTY OR ON AROUND THE AREA DURING DEVELOPMENT WORK. NO LIABILITY WHATSOEVER IN THIS REGARD SHALL BE CAST ON THE AUTHORITY.

Ahmedabad Municipal Corporation
Zone:- EAST
Case No. : BLNTS/EZ/190910/0040/210210/R1
Plan Approved as per terms and condition mentioned in Bin Commencement Certificate Issued on
Raja Chitthi Number : [illegible]
Date : [illegible]
Sd/- Sd/- Sd/- Sd/-
Asst. Director T.D.O.Asst. E.O. (Civil Center) R.W. Tahs. Dy.T.D.O. EAST J.E. BPS (AMC) T.D.O. EAST - (T.D.O.)

સ્થળ : અમદાવાદ
તારીખ : ૦૩-૦૧-૨૦૨૧
સ્થળ : અમદાવાદ
તારીખ : ૦૩-૦૧-૨૦૨૧

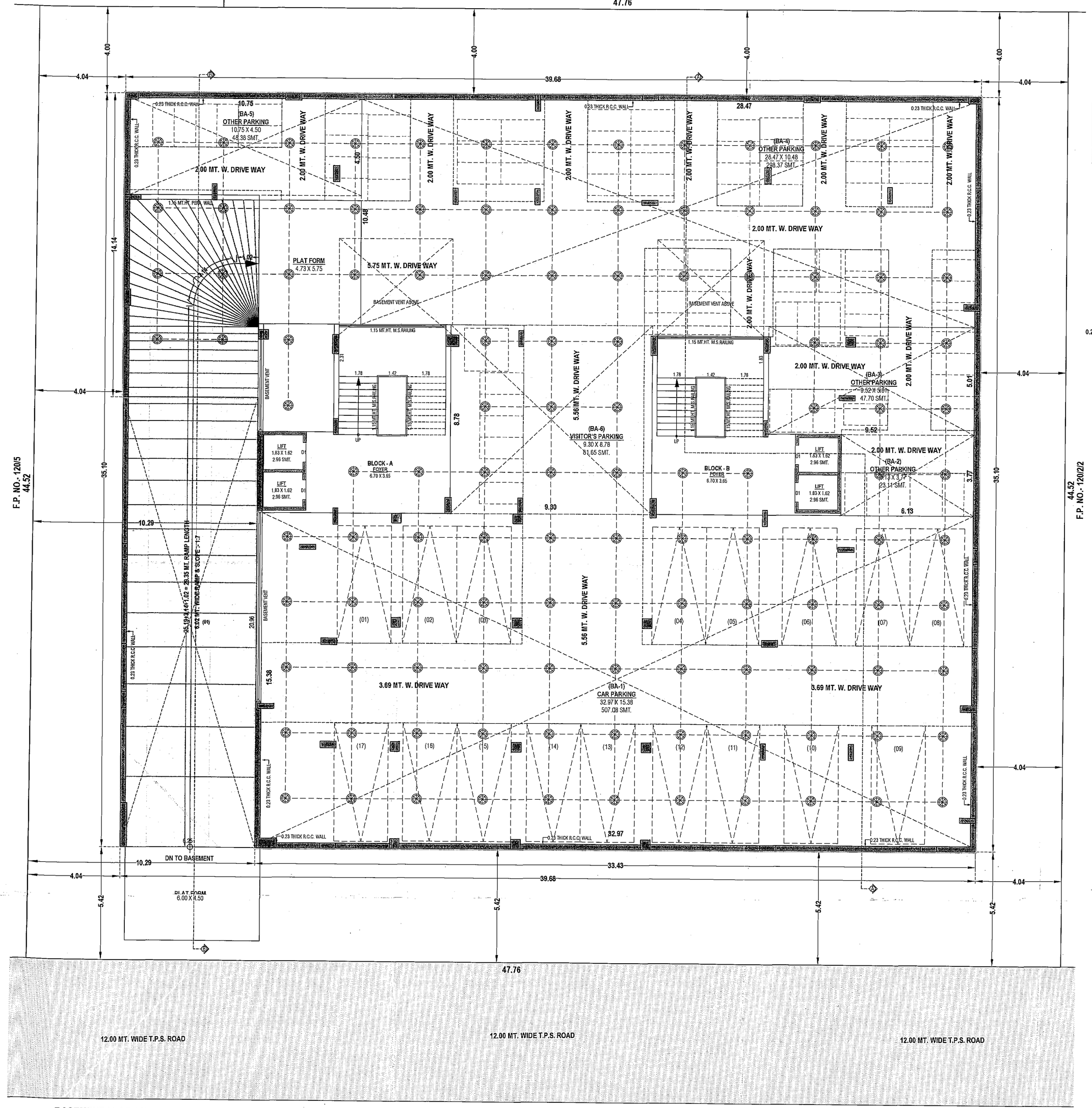

BASEMENT FLOOR PLAN

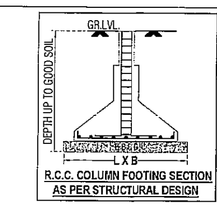

R.C.C. COLUMN FOOTING SECTION AS PER STRUCTURAL DESIGN

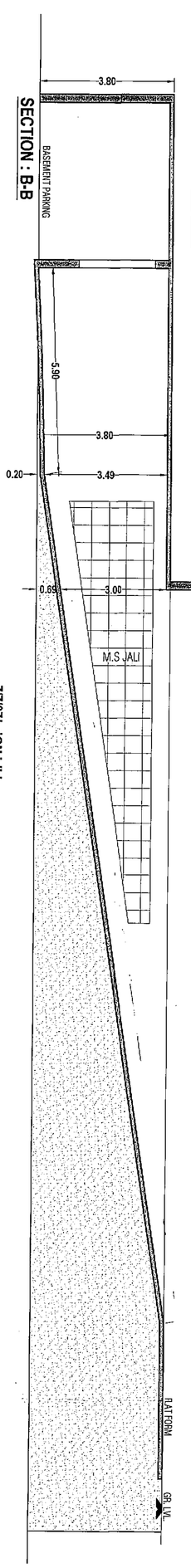

BUILT UP AREA CALC. ON BASEMENT : IN SMT.			
39.68 X 35.10 X 1		=	1392.77
LESS :-			
(DI)	6.25 X 20.96 X 1	=	131.00
	TOTAL	=	131.00
1392.77 - 131.00 = 1261.77			
NET BUILT UP AREA = 1261.77			

PARKING AREA CALCULATION			BASEMENT
CAR PARKING			
(BA-1)	32.97 X 15.38 X 1 =	507.08	SMT.
	TOTAL =	507.08	SMT.
TOTAL CAR PARKING		= 507.08	SMT.
OTHER PARKING			
(BA-2)	6.13 X 3.77 X 1 =	23.11	SMT.
(BA-3)	9.52 X 5.01 X 1 =	47.70	SMT.
(BA-4)	28.47 X 10.48 X 1 =	298.37	SMT.
(BA-5)	10.75 X 4.50 X 1 =	48.38	SMT.
	TOTAL =	417.56	SMT.
TOTAL OTHER PARKING		= 417.56	SMT.
VISITOR'S PARKING			
(BA-6)	9.30 X 8.78 X 1 =	81.65	SMT.
	TOTAL =	81.65	SMT.
TOTAL VISITOR'S PARKING		= 81.65	SMT.

COLOUR NOTE :-
PROP.WORK SPRINKLER

REVISE PLAN SHOWING RESI. BUILDING ON F.P. NO. :- 120/4 OF TPS NO:-119-NIKOL DRAFT SANCTIONED [R.S. NO.:- 478/4, (O.P. NO.:- 120/4,) MOJE : NIKOL, TAL.:- ASARWA , DIST : AHMEDABAD.]

BLOCK :- A+B
SHEET NO.:- 03
SCALE : 1 CM = 1.00 MT
ZONE : R1
USE : RESI.

AREA TABLE :-	APPROVED SQMT	REVISE SQMT
PROP. BUILT UP AREA ON BASEMENT	1261.77	1261.77
TOTAL BUILT UP AREA	1261.77	1261.77

NOTES:-
ENGINEER IS FULLY RESPONSIBLE FOR LEAVING OPEN SPACE AND MARGIN.
THE DEPTH AND POSITION OF EXISTING MUNICIPAL MANHOLE IS VERYFIED ME ON SITE AND PREMISES GATES DRAINAGE CONNECTION.
IT IS CERTIFY THAT ACCORDING TO GDCR 2021 ALL REQUIREMENTS OF THE BUILDING ARE CHECKED AND NECESSARY ACTIONS ARE TAKEN.
IT IS CERTIFY THAT ACCORDING TO THE CLAUSE NO. 4.5.3 OF THE GDCR, THE STRUCTURE OF THE BUILDING IS DESIGN AS PER THE NORMS OF THE INDIAN STANDARDS.
DESIGN OF STAIRCASE AND RAILING IS PROVIDED AS PER THE PROVISION OF THE CLAUSE NO. 23.1.12 AND 23.14 AND 24.6 OF G.D.C.R.
PEDESTRIANS RAMP IS PROVIDED AS PER THE PROVISION OF THE CLAUSE NO. 23.1.5 OF G.D.C.R.
LIFT IS PROVIDED AS PER THE PROVISION OF THE CLAUSE NO. 23.12 AND 24.7 OF G.D.C.R.
WATER TANK IS PROVIDED AS PER THE PROVISION OF THE CLAUSE NO. 23.6 OF GDCR
SEPARATE LETTER BOX IS PROVIDED AT GROUND LEVEL FOR EACH UNIT.
ELECTRICAL INFRASTRUCTURE SHALL BE PROVIDED AS PER CLAUSE NO. 23.11
DRINKING WATER FACILITY FOR DISABLED PERSONS IS PROVIDED AS PER THE CLAUSE NO. 23.6.2
DRAINAGE FACILITY IS PROVIDED AS PER THE CLAUSE NO. 23.10
SIGNAGES OF THE PARKING PLACE IS TO BE PROVIDED AS PER THE CLAUSE NO. 23.7 OF THE GDCR.
ENTRANCE OF THE BUILDING IS PROVIDED AS PER THE CLAUSE NO. 23.1.7 OF GDCR.
THE PAVING OF BUILDING UNIT/FINL PLOT AS PER THE PROVISION OF THE CLAUSE NO. 23.1.4 OF GDCR.
THE STRUCTURE OF THE BUILDING IS AS PER THE NORMS OF THE SPECIFIED IN THE INDIAN STANDARD AND TAKE NECESSARY ACTION FOR THE STRUCTURAL SAFETY DURING THE CONSTRUCTION
RAIN WATER STORAGE TANK AND RAIN WATER HARVESTING SYSTEM IS PROVIDED AS PER THE CLAUSE NO. 27.2 OF GDCR 2021
COMMUNITY BIN PROVIDED AS PER THE PROVISION OF THE CLAUSE NO. 27.3 OF GDCR.
TREE PALNTATION IS PROVIDED AS PER THE CLAUSE NO. 27.5 OF GDCR.
POLLUTION CONTROL SYSTEM IS PROVIDED AS PER THE CHAPTER NO. 28 OF GDCR.
MAINTANANCE AND UPGRADATION OF BUILDING IS AS PER CHAPETER NO. 29 OF GDCR 2021

SOPAN DEVLOPERS
AUTHO.SIGN : JITENDRAKUMAR P. PATEL
DEVLOPERS LIC NO : DEV 412150620
S.NO. 478/4/,F.P.NO:120/4 T.P.S. 119,
OPP. SHRINAND AVENUE,
NR. GANGOTRI BUNGLOWS,
NIKOL, AHMEDABAD-382330,
DEVELOPER

CHIRAGKUMAR P. NAKRANI (B.E.CIVIL)
A-101,Shantiniketan-2,Opp.Platinium Plaza,
New India Colony Road,
Nikol,Ahmedabad-382350
AMC lic no. CW - 0665210720
C.O.W.

Jigneshkumar M. Patel (B.E.Civil)
08, Ilihas Residency, Nikol Naroda Road,
Nikol, Ahmedabad-382350.
AMC Lic. No. ER-0554051019R2
ENGINEER

Bhavik R. Sudani
(M. Tech. Structure)
(Regd. No SD-032622019R1)
M: 97123 82080
STR.ENGINEER

OWNER

RESPONSIBILTY (G.D.C.R.-2021 C.L. NO. 4.3.4,4.8,4.9) :-
APPROVAL) OF DRAWINGS AND ACCEPTANCE OF ANY { STATEMENT, DOCUMENTS, STRUCTURAL REPORT, STRUCTURAL DRAWINGS, PROGRESS CERTIFICATE OR BUILDING COMPLETION CERTIFICATES SHALL NOT DISCHARGE THE OWNER, ENGINEER, ARCHITECT, CLERK OF WORKSITE SUPERVISOR, STRUCTURAL DESIGNER, DEVELOPER, OWNER FROM THEIR RESPONSIBILITIES, IMPOSED UNDER THE ACT, THE DEVELOPMENT CONTROL REGULATIONS AND THE LAWS OF TORT AND LOCAL ACTS.
LIABILITY (G.D.C.R.-2021 C.L. NO. 3.3.1) :-
NOTWITHSTANDING ANY DEVELOPMENT PERMISSION GRANTED UNDER THE ACT AND THESE REGULATIONS, ANY PERSON UNDERTAKING ANY DEVELOPMENT WORK SHALL CONTINUE TO BE WHOLLY AND SOLELY LIABLE FOR ANY INJURY OR DAMAGE OR LOSS WHATSOEVER THAT MAY BE CAUSED TO ANY ONE IN OR AROUND THE AREA DURING SUCH CONSTRUCTION AND NO LIABILITY WHATSOEVER IN THIS REGARD SHALL BE CAST ON THE AUTHORITY

Ahmedabad Municipal Corporation
Case No. : BLNTS/EZ/190916/GDR/A7185/R1/M1
Zone: EAST
Plan Approved as per terms and condition mentioned in the Commencement Certificate
Raja Chitthi Number : 8501/190916/A7185/R1/M1
Date : 19/05/2021

Sub.Inspector (Civic Center)	Asst. T.D.O./Asst. E.O. (Civic Center)	R.K. Tadvi Dy T.D.O. EAST	J.S. PRAJAPATI Dy MC EAST

SCRUTINIZE COPY
NO. 5696 Dt. 27/4/21
TDO, BPSP , AMC

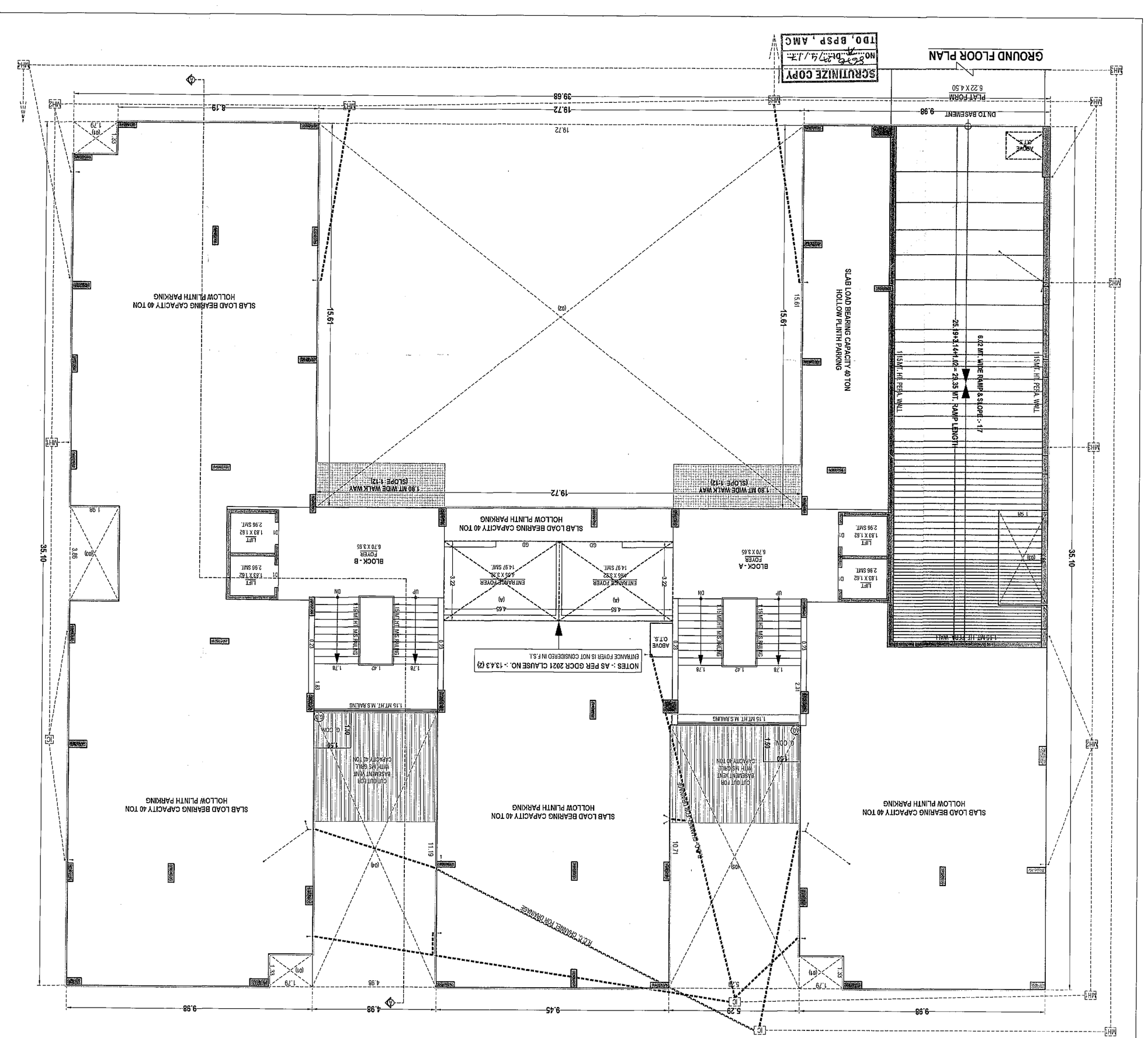

NOTES:-

OWNERSHIP & RIGHT REPRODUCIBLE FOR LEGAL/CONVEYANCE AND MEASUREMENT OF SITE AND AREAS/FACTS CONTAINED HEREIN ARE BASED ON INFORMATION GIVEN BY THE OWNER/ARCHITECT/STRUCTURAL ENGINEER/CONTRACTOR/SITE ENGINEER/SITE SUPERVISOR.

IT IS CERTIFY THAT LOCATION OF THE CLAUSE NO. 4.3 OF BNC THE STRUCTURE OF THE BUILDING IS DESIGN AS PER THE NORMS OF THE INDIAN STANDARDS.

DESIGN OF STRUCTURE AND MATERIAL USED IN THE FOUNDATION AS PER THE FOUNDATION OF THE CLAUSE NO. 21.1 OF NBC OF G.D.C.R.

RECEIVED THAT BUILDING IS INTENDED AS THE TRANSFORMER THE CLAUSE NO. 21.1.5 OF G.D.C.R.

LIFT IS INTENDED AS PER THE PROVISION OF THE CLAUSE NO. 25 OF NBC OF G.D.C.R.

WATER TANK IS PROVIDED AS PER THE PROVISION OF THE CLAUSE NO. 24.8 OF GDCR

ELECTRICAL INFRASTRUCTURE SHALL BE PROVIDED AS PER CLAUSE NO. 21.11

SEPARATE LETTER BOX IS PROVIDED AT GROUND FLOOR LOBBY NEAR

CHANNEL MATERIAL IS PROVIDED AS PER THE CLAUSE NO. 21.10

DRAINAGE WATER FACILITY FOR COLLECTED RAINWATER PROVIDED AS PER THE CLAUSE NO. 21.8.2

COVERED OF THE PARKING PLACE IS TO BE PROVIDED AS PER THE CLAUSE NO. 23.1 OF THE GDCR

DEPARTURE OF THE BUILDING IS PROVIDED AS PER THE CLAUSE NO. 23.1.3 OF GDCR

THE AVERAGE OF BUILDING UNDERWAY PLOT AS PER THE PROVISION OF THE SPECIFICATION THE NORMS SANCTIONED AND NOC NECESSARY ACTION FOR THE STRUCTURAL SAFETY OF THE BUILDING OF THE CONSTRUCTION

THE STRUCTURE OF THE BUILDING IS AS PER THE NORMS OF THE CLAUSE NO. 21.4 OF GDCR

MAIN WATER STORAGE TANK AND MAIN WATER HARVESTING SYSTEM IS PROVIDED AS PER THE CLAUSE NO. 22.2 OF GDCR 2021

SEWERAGE TREATMENT IS PROVIDED AS PER THE CLAUSE NO. 21.6 OF GDCR

COMMUNITY WAS PROVIDED AS PER THE CLAUSE NO. 23 OF GDCR

POLLUTION CONTROL SYSTEM IS PROVIDED AS PER THE CHAPTER NO. 28 OF GDCR

WHEELCHAIRS AND UNDERPASSING OF BUILDING IS AS PER CHAPTER NO. 23 OF GDCR 2021

SCRUTINIZE COPY
No. 2525 Dt. 27/11/21
TDO, BSP, AMC

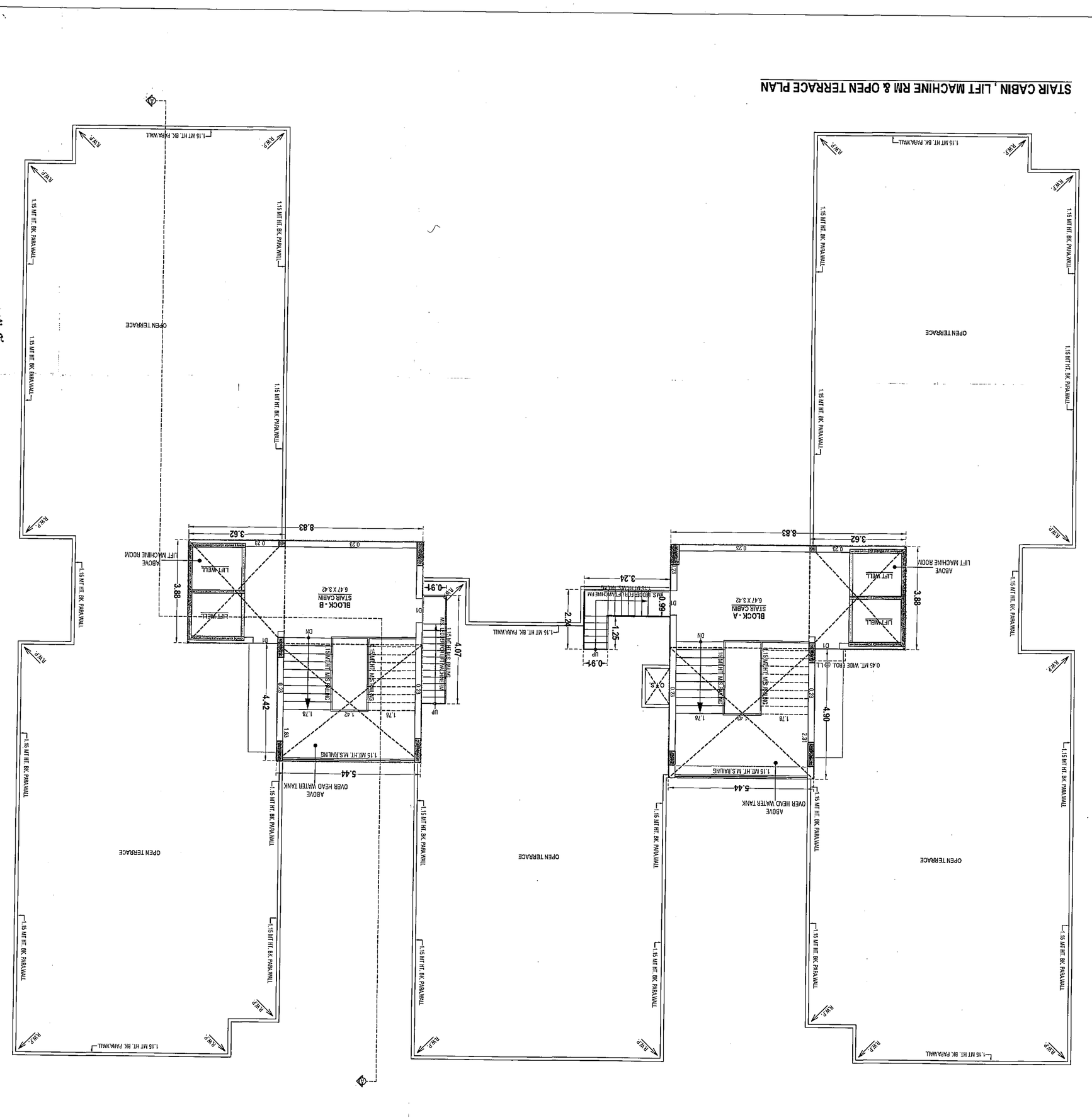

BUILT UP AREA CALC. ON GR FLOOR : IN SMT.			
35.88 X 35.88 X 1	=	1292.77	
(01) 1.79 X 1.30 X 3	=	7.14	
(02) 19.5 X 1.8 X 2	=	15.29	
(03) 19.72 X 15.61 X 1	=	307.83	
(04) 6.98 X 11.19 X 1	=	55.73	
TOTAL	=	1677.77	

GR. FLOOR FOYER F.S.I. AREA CALC. : IN SMT.			
(A) 6.65 X 3.27 X 2	=	29.64	
TOTAL	=	29.64	

GR. FLOOR FOYER F.S.I. AREA CALC. : IN SQMT.		
TOTAL	=	29.64

BUILT UP AREA CALC. ON STAIR CABIN : IN SMT.			
(01) 8.83 X 3.88 X 1	=	34.26	
(02) 5.44 X 4.90 X 1	=	26.66	
(03) 0.91 X 1.25 X 1	=	1.14	
(04) 2.30 X 0.99 X 1	=	2.31	
(05) 0.63 X 3.88 X 1	=	24.26	
(06) 0.91 X 4.07 X 1	=	3.70	
(07) 3.44 X 4.42 X 1	=	15.20	
TOTAL	=	107.37	

NET BUILT UP AREA = 107.37

BUILT UP AREA CALC. ON LIFT MACHINE RM & O.H.M.T.			
(01) 3.62 X 3.88 X 1	=	14.04	
(02) 3.62 X 4.90 X 1	=	17.73	
TOTAL	=	31.77	

NET BUILT UP AREA = 31.77

TOTAL BUILT UP AREA			
PROP. BUILT UP AREA ON GR. FLOOR		1677.77	
PROP. BUILT UP AREA ON STAIR CABIN		107.37	
PROP. BUILT UP AREA ON LIFT MACHINE RM & O.H.M.T.		31.77	
TOTAL BUILT UP AREA		1816.91	1816.91

OPENING SCHEDULE :
S0 = 2.44 X 2.90 07 = 0.78 X 2.13 W2 = 1.83 X 1.21
D = 1.07 X 2.13 W = 1.83 X 1.52 W3 = 2.89 X 1.21
D1 = 0.91 X 2.13 W1 = 1.81 X 1.52 V = 0.60 X 0.60

COLOUR NOTE :-

PROP. WORK — EXIST. WORK

AREA TABLE :-		
PROP. BUILT UP AREA ON BASEMENT	1061.77	1061.77
PROP. BUILT UP AREA ON FLOOR (PARKING)	761.28	761.28
PROP. BUILT UP AREA ON GR. FLOOR	1677.77	1677.77
PROP. BUILT UP AREA ON 1st FLOOR	1677.77	1677.77
PROP. BUILT UP AREA ON 2nd FLOOR	1677.77	1677.77
PROP. BUILT UP AREA ON 3rd FLOOR	1677.77	1677.77
PROP. BUILT UP AREA ON 4th FLOOR	1677.77	1677.77
PROP. BUILT UP AREA ON 5th FLOOR	1677.77	1677.77
PROP. BUILT UP AREA ON 6th FLOOR	1677.77	1677.77
PROP. BUILT UP AREA ON 7th FLOOR	1677.77	1677.77
PROP. BUILT UP AREA ON 8th FLOOR	1677.77	1677.77
PROP. BUILT UP AREA ON 9th FLOOR	1677.77	1677.77
PROP. BUILT UP AREA ON STAIR CABIN	107.37	107.37
PROP. BUILT UP AREA ON O.H.M.T.	31.77	31.77
TOTAL BUILT UP AREA	15866.63	15866.63
PROP. F.S.I. AREA ON 1st FLOOR	816.38	816.38
PROP. F.S.I. AREA ON 2nd FLOOR	816.38	816.38
PROP. F.S.I. AREA ON 3rd FLOOR	816.38	816.38
PROP. F.S.I. AREA ON 4th FLOOR	816.38	816.38
PROP. F.S.I. AREA ON 5th FLOOR	816.38	816.38
PROP. F.S.I. AREA ON 6th FLOOR	816.38	816.38
PROP. F.S.I. AREA ON 7th FLOOR	816.38	816.38
PROP. F.S.I. AREA ON 8th FLOOR	816.38	816.38
PROP. F.S.I. AREA ON 9th FLOOR	816.38	816.38
TOTAL F.S.I. AREA	5714.66	5862.57

NET BUILT UP AREA = 78.79

BUILT UP AREA CALC. ON O.H.M.T. : IN SMT.			
O.H.M.T. 5.44 X 4.90 X 1	=	26.66	
O.H.M.T. 5.44 X 4.42 X 1	=	24.04	
LIM ROOM 3.62 X 3.88 X 2	=	28.09	
TOTAL	=	78.79	

NET BUILT UP AREA = 1829

BUILT UP AREA CALC. ON GR. FLOOR : IN SMT.			
35.88 X 35.88 X 1	=	1292.77	
(01) 1.79 X 1.30 X 3	=	7.14	
(02) 19.5 X 1.8 X 2	=	15.29	
(03) 19.72 X 15.61 X 1	=	307.83	
(04) 6.98 X 11.19 X 1	=	55.73	
TOTAL	=	1677.77	

NET BUILT UP AREA = 1677.77

BUILT UP AREA CALC. ON STAIR CABIN : IN SMT.			
(01) 8.83 X 3.88 X 1	=	34.26	
(02) 5.44 X 4.90 X 1	=	26.66	
(03) 0.91 X 1.25 X 1	=	1.14	
(04) 2.30 X 0.99 X 1	=	2.31	
(05) 0.63 X 3.88 X 1	=	24.26	
(06) 0.91 X 4.07 X 1	=	3.70	
(07) 3.44 X 4.42 X 1	=	15.20	
TOTAL	=	107.37	

NET BUILT UP AREA = 107.37

BUILT UP AREA CALC. ON O.H.M.T. : IN SMT.			
O.H.M.T. 5.44 X 4.90 X 1	=	26.66	
O.H.M.T. 5.44 X 4.42 X 1	=	24.04	
LIM ROOM 3.62 X 3.88 X 2	=	28.09	
TOTAL	=	78.79	

NET BUILT UP AREA = 78.79

GR. FLOOR FOYER F.S.I. AREA CALC. : IN SMT.		
(A) 6.65 X 3.27 X 2	=	29.64
TOTAL	=	29.64

GR. FLOOR FOYER F.S.I. AREA CALC. : IN SQMT.		
TOTAL	=	29.64



SOPAN DEVELOPERS DEVELOPERS LLP, NO : DEV #121060 SOP SHRIMAND AVENUE NR. GAMOTFFI BUNGLOWS S.NO. 478/4/1,F.P.NO.:1204 T.P.S. 119 AHMEDABAD-382330	CHIRAGKUMAR P. NARANI (B.E.CIVIL) A-101,Shantivilla-2,Opp.Pallhium Plaza, Nr.Iscon Cross Road, Nr.Iscon Cross Road, Nr.Iscon Cross Road