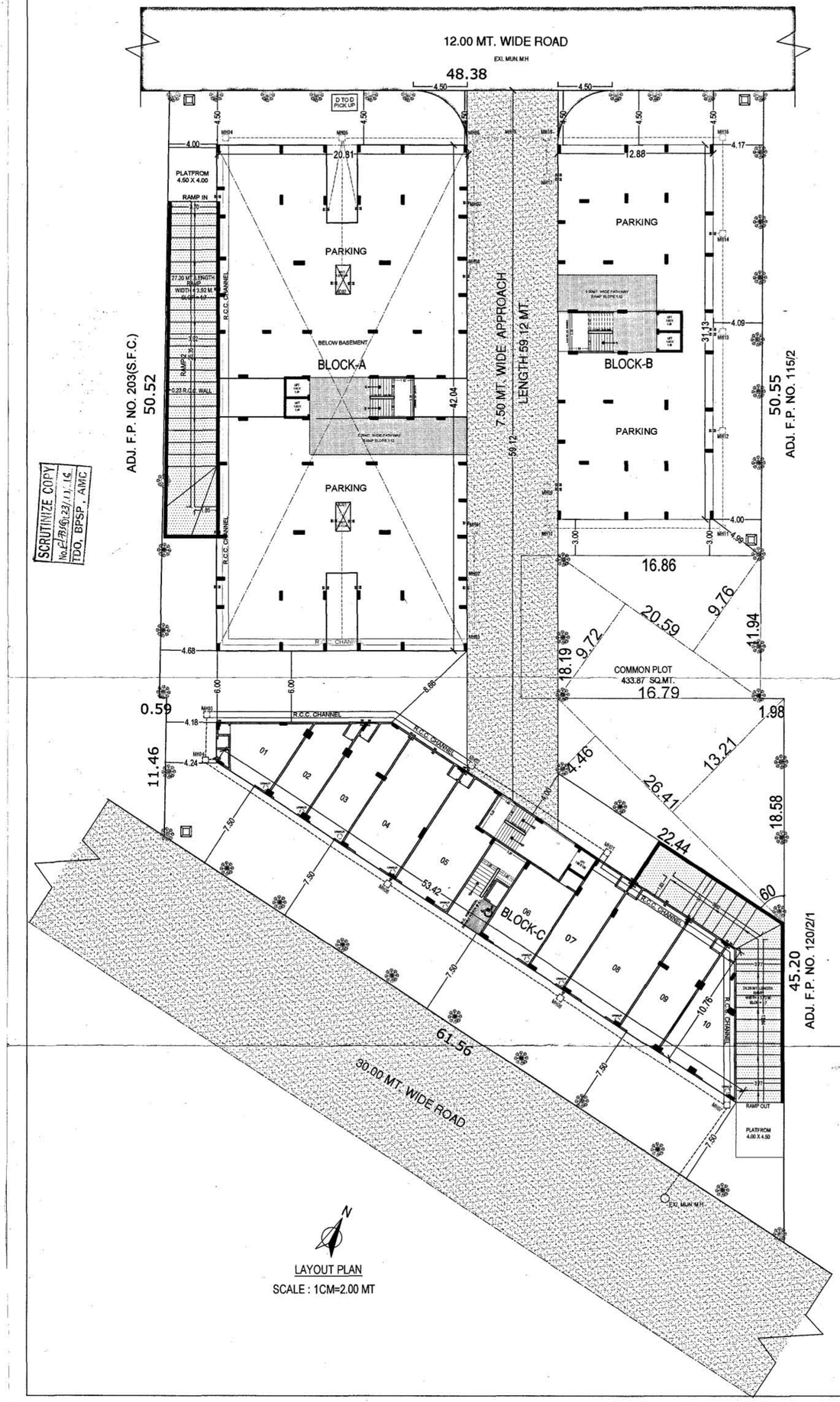

LAYOUT PLAN

SCALE : 1CM=2.00 MT

BUILT UP AREA TABLE:- (IN SQ MT)

FLOOR	BLOCK- A APROVED	BLOCK- A REVISE	BLOCK- B APROVED	BLOCK- C PROP.	TOTAL APROVED	TOTAL REVISE
BASEMENT PARKING	874.85	1498.15	-----	-----	874.85	1498.15
GR. FLOOR	809.64	809.64	398.11	485.64	1207.75	1693.39
1st. FLOOR	809.64	809.64	398.11	485.64	1207.75	1693.39
2nd. FLOOR	809.64	809.64	398.11	404.18	1207.75	1611.93
3rd. FLOOR	809.64	809.64	398.11	404.18	1207.75	1611.93
4th. FLOOR	809.64	809.64	398.11	404.18	1207.75	1611.93
5th. FLOOR	809.64	809.64	398.11	404.18	1207.75	1611.93
6th. FLOOR	809.64	809.64	398.11	404.18	1207.75	1611.93
7th. FLOOR	809.64	809.64	398.11	-----	1207.75	1207.75
STAIR CABIN	52.02	52.02	47.26	35.87	99.28	134.24
LIFT MACHINE RM & O.H.W.T.	30.51	30.51	30.51	22.45	61.02	83.47
TOTAL	7434.50	8057.80	3262.65	3050.50	10697.15	14370.04

F.S.I. AREA TABLE:- (IN SQ MT)

FLOOR	BLOCK- A APROVED	BLOCK- A REVISE	BLOCK- B APROVED	BLOCK- C PROP.	TOTAL APROVED	TOTAL REVISE
GR. FLOOR	-----	-----	-----	433.09	-----	433.09
1st. FLOOR	769.30	769.30	368.48	433.09	1137.78	1570.87
2nd. FLOOR	769.30	769.30	368.48	375.47	1137.78	1513.25
3rd. FLOOR	769.30	769.30	368.48	375.47	1137.78	1513.25
4th. FLOOR	769.30	769.30	368.48	375.47	1137.78	1513.25
5th. FLOOR	769.30	769.30	368.48	375.47	1137.78	1513.25
6th. FLOOR	769.30	769.30	368.48	375.47	1137.78	1513.25
7th. FLOOR	769.30	769.30	368.48	-----	1137.78	1137.78
TOTAL	5385.10	5385.10	2579.36	2743.53	7964.46	10707.99

TENAMENT & FLOOR AREA TABLE : (IN SQ MT)

FLOOR		BLOCK- A				BLOCK- B				BLOCK- C				TOTAL				TOTAL			
		APROVED				APROVED				PROP.				APROVED				REVISE			
	USE	FLOOR AREA		TENA.		FLOOR AREA		TENA.		FLOOR AREA		TENA.		FLOOR AREA		TENA.		FLOOR AREA		TENA.	
BASEMENT	PARKING	-		-		-		-		-		-		-		-		-		-	
GR.FLOOR	COMM.	-		-		-		-		325.11		10		-		-		325.11		10	
1st. FLOOR	RESI.+COMM.	607.23		04		607.23		04		298.58		02		325.11		08		905.81		06	06+08
2nd. FLOOR	RESI.	607.23		04		607.23		04		298.58		02		303.13		02		905.81		06	08
3rd. FLOOR	RESI.	607.23		04		607.23		04		298.58		02		303.13		02		905.81		06	08
4th. FLOOR	RESI.	607.23		04		607.23		04		298.58		02		303.13		02		905.81		06	08
5th. FLOOR	RESI.	607.23		04		607.23		04		298.58		02		303.13		02		905.81		06	08
6th. FLOOR	RESI.	607.23		04		607.23		04		298.58		02		303.13		02		905.81		06	08
7th. FLOOR	RESI.	607.23		04		607.23		04		298.58		02		-				905.81		06	06
TOTAL	RESI.	4250.61		28		4250.61		28		2090.06		14		2165.87		10+18		6340.67		42	52+18

TREE PLANTATION CAL.
REQU. = 200 SQM. = 3 TREE
3966.00 X 3 / 200 = 59.49
SAY 60 NOS.
PROVI = 60 NOS. TREE

PERCOLATING WELL CAL.
REQU. = 4000 SQM. = 1 WELL
3966.00 SQM./4000
0.99 SAY 1 NOS. OF WELL

COMMON PLOT AREA CALC.
9.76+9.72 / 2 X 20.59 = 200.54 SQ.MT.
4.46+13.21 / 2 X 26.41 = 233.33 SQ.MT.
TOTAL = 433.87 SQ.MT.

COMUNITY DUST BIN FOR RESI.
REQU. = 1 UNIT = 10 Lts.
UNIT 52 X 10 = 520.00 Lts.
1 D.B. = 80 Lts. CAP.
520/80 = 6.50 NOS.
SAY 7 NOS.
PROVI = 7 NOS.

COMUNITY DUST BIN FOR COMM.
REQU. = 1 UNIT = 10 Lts.
UNIT866.18 X20/100 =173.23 Lts.
1 D.B. = 80 Lts. CAP.
173.23/80 = 2.16 NOS.
SAY 03 NOS.
PROVI = 03 NOS.

COMM. F.S.I. CALC.
BLOCK - C(G.F.) = 433.09 SQM.
BLOCK - C(F.F.) = 433.09 SQM.
TOTAL = 866.18 SQM.
RESI. F.S.I. CALC.
10707.99- 866.18 = 9841.81 SQM.

NOTES:-
- ENGINEER IS FULLY RESPONSIBLE FOR LEAVING OPEN SPACE AND MARGIN.
- THE DEPTH AND POSITION OF EXISTING MUNICIPAL MANHOLE IS VERIFIED ME ON SITE AND PREMISES GATES DRAINAGE CONNECTION.
- IT IS CERTIFY THAT ACCORDING TO GDCR 2021 ALL REQUIREMENTS OF THE BUILDING ARE CHECKED AND NECESSARY ACTIONS ARE TAKEN .
- IT IS CERTIFY THAT ACCORDING TO THE CLAUSE NO. 4.5.3 OF THE GDCR, 2021 THE STRUCTURE OF THE BUILDING IS DESIGN AS PER THE NORMS OF THE INDIAN STANDARDS.
- DESIGN OF STAIRCASE AND RAILING IS PROVIDED AS PER THE PROVISION OF THE CLAUSE NO. 23.1.12 AND 23.14 AND 24.6 OF G.D.C.R. 2021
- PEDESTRIANS RAMP IS PROVIDED AS PER THE PROVISION OF THE CLAUSE NO. 23.1.5 OF G.D.C.R. 2021
- LIFT IS PROVIDED AS PER THE PROVISION OF THE CLAUSE NO. 23.12 AND 24.7 OF G.D.C.R. 2021
- WATER TANK IS PROVIDED AS PER THE PROVISION OF THE CLAUSE NO. 23.6 OF G.D.C.R. 2021
- SEPARATE LETTER BOX IS PROVIDED AT GROUND LEVEL FOR EACH UNIT.
- WATER TANK FOR FIRE SAFETY REQUIREMENT PROVIDED AS PER CHEPTER NO. 24 OF GDCR, 2021
- ELECTRICAL INFRASTRUCTURE SHALL BE PROVIDED AS PER CLAUSE NO. 23.11
- DRINKING WATER FACILITY FOR DISABLED PERSONS IS PROVIDED AS PER THE CLAUSE NO. 23.6.2
- DRAINAGE FACILITY IS PROVIDED AS PER THE CLAUSE NO. 23.10
- SIGNAGES OF THE PARKING PLACE IS TO BE PROVIDED AS PER THE CLAUSE NO. 23.7 OF THE GDCR, 2021
- ENTRANCE OF THE BUILDING IS PROVIDED AS PER THE CLAUSE NO. 23.1.7 OF GDCR, 2021
- THE PAVING OF BUILDING UNTIFINL PLOT AS PER THE PROVISION OFTHE CLAUSE NO. 23.1.4 OF GDCR 2021
- THE STRUCTUE OF THE BUILDING IS AS PER THE NORMS OF THE SPECIFIED IN THE INDIAN STANDARD AND TAKE NECESSARY ACTION FOR THE STRUCTRAL SAFETY DURING THE CONSTRUCTION.
- RAIN WATER STORAGE TANK AND RAIN WATER HARVESTING SYSTEM IS PROVIDED AS PER THE CLAUSE NO. 27.2 OF GDCR 2021
- COMMUNITY BIN PROVIDED AS PER THE PROVISION OF THE CLAUSE NO. 27.3 OF GDCR, 2021
- GREY WATER RECYCLING SYSTEM IS PROVIDED AS PER THE CLAUSE NO. 27.4 OF GDCR, 2021
- TREE PALNTATION IS PROVIDED AS PER THE CLAUSE NO. 27.5 OF GDCR, 2021
- SOLAR WATER HEATING SYSTEM IS PROVIDED AS PER THE CLAUSE NO. 27.6 OF THE GDCR, 2021
- POLLUTION CONTROL SYSTEM IS PROVIDED AS PER THE CHAPTER NO. 28 OF GDCR, 2021
- FIRE SAFETY SYSTEM IS PROVIDED AS PER CHAPETER NO. 24 OF GDCR 2021.
- MAINTAKANCE AND UPGRADATION OF BUILDING IS AS PER CHAPETER NO. 29 OF GDCR 2021.

NOTE- IT IS CERTIFY THAT THE PLOT IS SURVEYED BY ME ON ALL DIMENSION SITES SHAPE AND ARE SHOWN ON PLAN AREA TALLIES WITH SITE POSITION OF OCCURRENCE AS AN ENGINEER, I AM FULLY RESPONSIBLE FOR THAT.

AS AN ENGINEER I CERTIFY THAT ALL REQUIREMENTS UNDER G.D.C.R. 2021 CL.4.6 HAS BEEN VERIFIED BY ME AND THE SITE LAND) IS SUITABLE FOR PROPOSED CONSTRUCTION. THE PLOT DIMENSIONS AS SHOWN IN THE PLAN CORRESPONDS WITH THE SIDE.

ENGINEER CERTIFICATE
ENGINEER IS FULLY RESPONSSIBLE FOR LEVING MARGINAL OPEN SPACE & ROAD LINE PORTION.

DRAINGE CERTIFICATE
THE DEPTH OF POSITION OF EXIS. M.H. IS CHACKED VARIFIED PERSONALLY BY ME ON SITE PREMICES CAN GET CONNECTION AS SHOWN IN PLAN

PAYMENT F.S.I. CALC.

BLOCK - A	=	551.90 SQM.
BLOCK - B	=	273.36 SQM.
TOTAL	=	825.26 SQM.

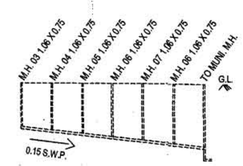

DIST.	0.00	4.00	22.00	39.00	56.00	65.00
CUTT.	0.75	0.83	1.17	1.49	1.82	1.99
INVT.	30.00	29.17	28.83	28.51	28.18	28.01

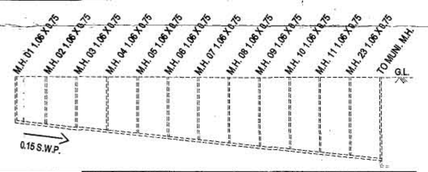

DIST.	0.00	4.00	9.00	20.00	30.00	33.00	39.00	62.00	70.00	79.00	90.00	93.00	98.00
CUTT.	0.75	0.80	0.86	1.00	1.13	1.12	1.24	1.54	1.64	1.75	1.89	1.93	1.99
INVT.	30.00	29.20	29.14	29.00	19.96	28.87	28.76	28.46	28.36	28.25	28.11	28.07	28.01

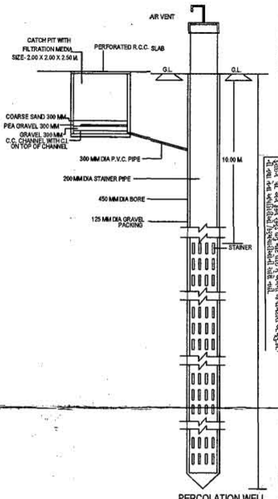

PERCOLATION WELL
NOT TO SCALE

FIRE NOTES:
(1) HYDRANT SYSTEM WITH PUMP AT THE UG TANK, OF A CAPICITY OF 900 LITRES PER MINUTE WITH MINIMUM 3 BAR PRESSURE MEASURED AT TERRACE LEVEL, WITH HYDRANT VALVE,HOSE REEL HOSE, ON/OFF SWITCH AT ALL FLOOR LEVELS. OR
(1) ULTRA HIGH PRESSURE FIRE FIGHTING SYSTEM WITH A PUMP OF 180LITRES PER MINUTE @ 100 BAR PRESSURE,WITH FOG GUNS AND HOSE REELS AND ON/OFF SWITCHES AT EACH FLOOR LEVEL.
(2) THE LIFTS AND THE LIFT WELLS COMING FROM UPPER FLOORS SHALL END AT THE GROUND LEVEL ONLY, OR ALTERNATIVELY FOR LIFTS GOING DOWN TO BASEMENT OF THIS BUILDING SHALL BE COVERED WITH TWO HOURS FIRE RESISTANT SMOKE DOOR CONSTRUCTION FROM ALL SIDES AT THE BASEMENT LEVELS AND THEIR ENTRY AT THE BASEMENT LEVELS SHALL BE ADDITIONALLY PROTECTED BY SPRINKLERS.
A PERMANENTLY FIXED IRON LADDER TO ENABLE INSPECTION BY ANTY MALARIA STAFF ONLY.SEPARATE STAIR SHALL BE PROVIDED FOR ACCESS TO BASEMENT FROM GROUND FLOOR.
(4) OPEN SPACE AROUND THE BUILDING (MARGIN SPACE)SHALL BE MINIMUM 8 METRES MEASURED FROM THE COLUMN OF THE BUILDING.
(5) THE STAIRCASE SHALL BE OPEN/.PREFERABLY CROSS VENTILATED,ABOVE THE PARAPET WALL,IF THE STAIRCASE NEEDS TO BE COVERED IT CAN BE FIXED LOUVERS OR GRILLS.
(6) AT ALL FLOORS CONNECTING THE STAIRCASE THERE SHALL BE 2 HOURS FIRE RESISTANT,SELF CLOSING DOORS INSTALLED TO PREVENT FIRE OR SMOKE REACHING THE STAIRCASE.
(7) WIDTH OF THE STAIRCASE SHALL BE MINIMUM 2 METRES INSIDE TO INSIDE.
(8) WHOLE OF THE BUILDING ALL ENCLOSURES AT ALL FLOORS INCLUDING THE BASEMENT SHALL BE PROTECTED BY SPRINKLER SYSTEM (WITH 57 DEGREE CELSIUS SPRINKLER HEADS) ALONG WITH THE HYDRANT, HOSE REELS, EXTINGUISHERS,ETC.
(9) BASEMENT SHALL HAVE NATURAL VENTILATION PROVIDED OR MECHANICAL VENTILATION WITH DUCTS TO HAVE 6 AIR CHANGES PER HOUR.

CERTIFICATE / NOTES
ENGINEER IS FULLY RESPONSIBLE FOR LEVING MARGINAL OPEN SPACE AND ROAD LINE PORTION.

THE DEPTH AND POSITION OF EXI. M.H IS CHECKED & VERIFIED BY ME. THE PRIMMISES CAN GET CONNECTION AS PER PLAN.

CERATIFIDE THAT THE PLOT UNDER REFERENCE WAS SURVEYED BY ME ON AND THE DIMENSION OF SIDES Etc. OF PLOT STATE ON PLAN AREA AS MEASURE ON SITE AND THE AREA SO WORKED OUT TALLIES WITH THE AREA STATED IN DOCUMENT OF OWNER SHIP / TOWN PLANING RECORD.

THE WATER STORAGE TANK SHALL BE MAINTAINED THAT PERFACTLY MOSQUITO PROOF CONDITION BY PROVIDING A PROPERLY FITTING HINGED COVER AND EVERY TANK MORE THAN 1.5 mt. IN HI. SHALL BE PROVIDED

0.10 O RAIN WATER PIPE PROVIDED @ 40% OF ROOF AREA ON TERRACE LVL. TO G.F LVL. AS PER G.D.C.R.

REQ. 1 UNIT PER 10 LETER = 1440 LITS.
REQ. 80 Sq.mts. PER 1 BIN
1440 Sq.mts. = 18 NOS. BINS 18 REQD. & PROVIDED

1) FIRE HYDRANT SYSTEM PIPE MAIN
2) SINGLE HANDED HYDRANT VALVE.
3) SLUICE VALVE
4) TWO WAY SAME CONNECTION
5) RISE ON DROP.
6) NON RETURN VALVE
7) REDUCER
8) FIRE OFFICE BOX.
9) HOSE REEL OFFICE
10) DCP & CO-2

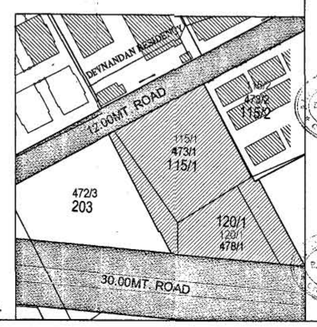

KEY-PLAN
SCALE 1 CM. = 20.00 MT.

REVISE LAY OUT PLAN SHOWING PROPOSED RESI. BUILDING ON (SUR. NO. :473/1+478/1, AMALGAMATED F.P. NO. :115/1+120/1 , O.P. NO. :115/1+120/1), T.P.S. NO.119(NIKOL), AT VILL. :- NIKOL, TAL .- CITY DIST - AHMEDABAD

SCALE:- 1C.M.= 2.00MT. BLOCK - A(SHEET NO:-01)

ZONE = RESIDENCE-I USE = RESIDENCE

AREA TABLE	SQ.MTS. APROVED	SQ.MTS. REVISE
PLOT AREA	3966.00	3966.00
PROP. BUILT UP AREA ON GR. FL.	1207.75	1693.39
OPEN PLOT AREA	2758.28	2272.61
REQI. COMMON PLOT @ 10 %	396.60	396.60
PROP. COMMON PLOT	438.14	433.87
PERMI. F.S.I. AREA (1:1.8) (3966.00 X 1.8)	7138.80	7138.80
PERMI. CHARGEBLE F.S.I. @ 0.90 % (3966.00X0.90%)	3569.40	3569.40
TOTAL PERMI. F.S.I.(WITH CHARGEBLE F.S.I.)	10708.20	10708.20
TOTAL USED F.S.I. AREA	7964.06	10707.99
CHARGEBLE F.S.I. (10707.99-7138.80)	825.26	3569.19

COLOUR NOTE :-

PLOT BOUNDRY		DUST-BIN	
PROP. WORK		TREE	
PROP. DR-LINE		PERCOLATING WELL	
ROAD			

FOR, JAYDEV CORPORATION
PARTNER
OWNER

For, JAYDEV CORPORATION
Reg.No. DEV 413170620
PARTNER
DEVELOPERS

V.C. KANTARIA
AMC LIC.No.
COW-025908/018 R2
B-8, Laxmi Bunglow,
New Naroda, Ahmedabad-46
C.O.W.

V.C. KANTARIA
AMC LIC No.
ER-049608/018 R2
B-8, Laxmi Bunglow,
New Naroda, Ahmedabad-46.
ENGINEER

Khelan B. Parmar
M.Tech (Struct.) CEPT.
A-102, Kausambi Flat,
Mahalaxmi Cross Road,
Paldi, Ahmedabad-380007.
AMC Str. Eng. LIC. No. SD 0457050420
M - 09898000300
STR. ENGINEER

OWNER-APPLICANT-DEVELOPER SHALL HAVE TO PROVIDE BARRICADE OF STEEL-SHEETS/TIN-SHEETS OF SUFFICIENT HEIGHT (NOT LESS THAN 3.00MT.)DURING CONSTRUCTION/DEMOLITION ACTIVITY, AT ALL EDGES OF PLOT FACING ON ROADS FOR SAFETY PURPOSE.

RESPONSIBILITY (G.D.C.R. 4.3,4.4 & 4.5) :-
APPROVAL OF DRAWINGS AND ACCEPTANCE OF ANY STATEMENT, DOCUMENTS, STRUCTURAL REPORT, STRUCTURAL DRAWINGS, PROGRESS CERTIFICATE OR BUILDING COMPLETION CERTIFICATES SHALL NOT DISCHARGE THE OWNER, ENGINEER, ARCHITECT, CLERK OF WORKSBITE SUPERVISOR, STRUCTURAL DESIGNER, DEVELOPER, OWNER FROM THEIR RESPONSIBILITIES, IMPOSED UNDER THE ACT, THE DEVELOPMENT CONTROL REGULATIONS AND THE LAWS OF TORT AND LOCAL ACTS.
LIABILITY (G.D.C.R. 3.3.1) :-
NOTWITHSTANDING ANY DEVELOPMENT PERMISSION GRANTED UNDER THE ACT AND THESE REGULATIONS, ANY PERSON UNDERTAKING ANY DEVELOPMENT WORK SHALL CONTINUE TO BE WHOLLY AND SOLELY LIABLE FOR ANY INJURY OR DAMAGE OR LOSS WHATSOEVER THAT MAY BE CAUSED TO ANY ONE IN OR AROUND THE AREA DURING SUCH CONSTRUCTION AND NO LIABILITY WHATSOEVER IN THIS REGARD SHALL BE CAST ON THE AUTHORITY

Ahmedabad Municipal Corporation
Case No. : BLNTS/EZ/031115/GDR/A5280/R1/M1 Zone: East
Plan Approved as per terms and condition mentioned in the Commencement Certificate
Raja Chitthi Number : 7391/031115/A5280/R1/M1
Date : 23/11/2016

Sub Inspector (Civic Center) | Asst. T.D.O./Asst. E.O. (Civic Center) | R.K. Tadvi Dy T.D.O. East | J.S. PRAJAPATI. Dy.MC East

AUTHORITY