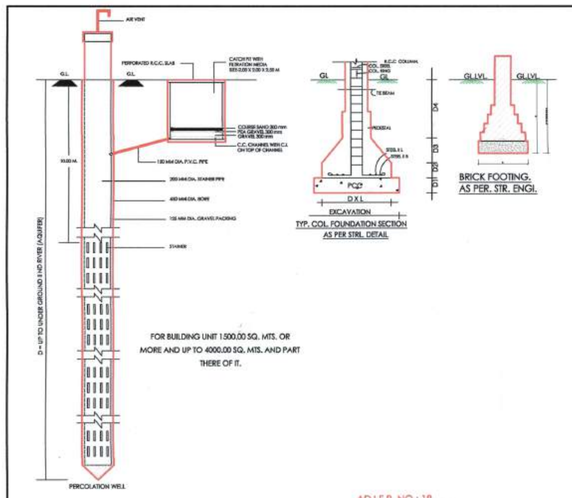

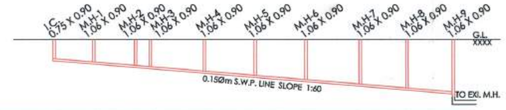

CUTTING	0.75	0.87	0.99	1.04	1.20	1.35	1.50	1.66	1.80	1.94
INVERT LVL	29.25	29.13	29.01	28.96	28.80	28.65	28.50	28.34	28.20	28.06
GROUND LVL	30.00	29.00	29.00	30.00	30.00	30.00	30.00	30.00	30.00	30.00
DISTANCE	0.00	7.44	14.88	17.53	27.14	36.16	45.18	54.79	63.07	71.35	30.00	28.06	1.94

DRAINAGE SECTION

HORI. SCALE : 1.00 CM = 5.00 MT
VERTI. SCALE : 1.00 CM = 1.00 MT

TREE PLANTATION :
PLOT AREA = 4644.00 SQ MTS
REQUIRED : 3 NOS TREE / 200.00 SQ MTS = 70 NOS REQ
PROVIDED : 70 NOS TREE

PERCOLATION WELL :
PLOT AREA = 4644.00 SQ MTS
REQUIRED : 1 NOS PW / 4000.00 SQ MTS = 2 NOS REQ
PROVIDED : 2 NOS PW

RESIDENCE - C.B. REQUIRED CALCULATION

DUST BIN REQUIRED 10 LTS / 1 RESI UNIT
REQ : 72 X 10 = 720.00 LTS (09 BIN OF 80 LIT)
PROVI : 09 NOS BIN EACH 80 LIT CAPACITY

COMMERCIAL - C.B. REQUIRED CALCULATION

DUST BIN REQUIRED 20 LTS / 100.00 SQMTS OF FLOOR AREA.
REQ : TOTAL CARPET 643.34 / 100 X 20 = 129 LTS (02 BIN OF 80 LIT)
PROVI : 02 NOS BIN EACH 80 LIT CAPACITY

THE WATER STORAGE TANK SHALL BE MAINTAINED THAT PERFACTLYMOSQUITO PROOF CONDITION BY PROVIDING A PROPERLY FITTING HINGED COVER AND EVERY TANK MORE THAN 1.5 MT HEIGHT SHALL BE PROVIDED A PERMANETLY FIXED IORN LADDER TO ENABLE INSPECTION BY ANTY MALARIA STAFF.

COMMON PLOT AREA CAL.

24.78X 18.80 = 465.86 SQ MTS

BUILT UP AREA CAL ON SECURITY CABIN

1.50X 2.44 = 3.66 SQ MTS

B.UP AREA CAL SOCIETY COMUNITY HALL (IN COMMON PLOT)

7.14X 4.05 = 28.92 SQ MTS

The Basic Requirements For Fire Protection Of High - Rise Building In A.M.C and AUDA Area

(1) HYDRANT SYSTEM :
ON/OFF switches located near the hose reel hose or hydrant outlet, at each floor for the main Fire - Pump at the underground water tank with a capacity to discharge the 900 liters per minute at 3 bar pressure as measured at the terrace level should be installed.
The Riser For The Buildings Exceeding 18 meters height should not be of less than 100mm. internal diameter. The riser should be connected to the bottom of the terrace tank with a stop valve and a NRV to act as a Down - comer.
On riser in required for every 1000 sq. meters floor area and if the building is divided into, two or more parts then each part should have a separate riser with all fittings at each floor level.
Each floor should have one hydrant outlet with a coupling for attaching a 63 mm dia. hose.25 mm. bore hose - reel hose with 8 mm. shut - off nozzle at each floor landing.
The length of the hose reel hose should be enough to reach the farthest corner the floor
Hose box with 15 meters long 60mm. dia. hose and 12.5 mm. bore nozzle at alternate floors. The hose - reel hose should be coupled to the riser.
Fire - service should be installed at a point near the entry to the premises where a fire service vehicle can approach easily.

The OVERHEAD TANK shal be of a capacity of not less than 20,000 liters.
The UNDERGROUND TANK shall be of a capacity of not less than 1,00,000 liters.

(2) FIRE LIFT :
The Fire-Lift and all the lifts should have a provision to ground automatically in case of electricty failure. Each building should have at least one lifts as a fire - lift and if the building is divided in to two or more parts then each part should have a fire - lift. lift - well should have blowers to pressurize the lift - well so connected that it will automatically operate when alarm call point is operate, so that it prevents the lift well getting smoke logged.

(3) FIRE ALARM :
Fire alarm call point to be installed at each floor with sounders capable of being heard all throughout the building.

(4) FIRE EXTINGUISHERS :
One Carbon Dioxide (CO 2) type extinguisher of 4.5 kg. and one extinguisher of 5kg. Dry Chemical Powder (DCP) to be installed on each floor in case of commercial building.
Two Carbon Dioxide (CO2) type extinguisher of 2 kg. capacity on each floor and 5kg. Dry Chemical Powder (DCP) type extinguisher on alternate floors in case of residential buildings.
If the building is divided into two or more parts then each part should have these extinguishers installed.

(5) STAIRCASE :
The staircase has to be open from at least one or two sides but if the staircase is in the center core of the building it has also be pressurized to prevent it getting smoke logged.
The Riser / Down - comer should be located in the staircase or close to in to make it easily approachable in case of fire from the - floor below or above.

(6) BASEMENT :
The basement of 200.00 sq meters or more should be protected with Automatic Sprinkler system with a least one sprinkler head for a car parking space.
Additionally be protected by a hydrant outlet and two 25mm. bore hose-reel hoses with 8 mm. bore nozzles at each basement level.

(7) Lightening Arrester :
A lightening arrester should also be installed and be properly earthed to prevent damage to the building when the lightening strikes.

LEGEND	DESCRIPTION
	FIRE HYDRANT SYSTEM PIPR MAIN
SH	SINGLE HANDED HYDRANT VALVE
	SLUICE VALVE
	TWO WAY SAME CONNECTION
OR	RISE OR DROP
	NON RETURN VALVE
	REDUCER
	FIRE HOSE BOX
9	HOSE REEL HOUSE
	DO.P & CO-2

GENERAL NOTES

* ENGINEER IS FULLY RESPONSIBLE FOR LEAVING OPEN SPACE AND MARGIN.
* THE DEPTH AND POSITION OF EXISTING MUNICIPAL MAINHOLE IS VERYFIED ME ON SITE AND PREMISES CAN GET DRAINAGE CONNECTION.
* IT IS CERTIFY THAT ACCORDING TO GDCR 2021 ALL REQUIREMENTS OF THE BUILDING ARE CHECKED AND NECESSARY ACTIONS ARE TAKEN.
* IT IS CERTIFY THAT ACCORDING TO THE CLAUSE NO. 4.5.3. OF THE GDR, THE STRUCTURE OF THE BUILDING IS DESIGN AS PER THE NORMS OF THE INDIAN STANDARDS.
* DESIGN OF STAIRCASE AND RAILING IS PROVIDED AS PER THE PROVISION OF THE CLAUSE NO. 23.1.12 AND 23.14 AND 24.6 OF GDCR 2015.
* PEDESTRIANS RAMP IS PROVIDED AS PER THE PROVISION OF THE CLAUSE NO.23.1.5. OF GDCR 2015.
* LIFT IS PROVIDED AS PER THE PROVISION OF THE CLAUSE NO. 23.12 AND 24.7 OF GDCR 2015.
* WATER TANK IS PROVIDED AS PER THE PROVISION OF THE CLAUSE NO.23.4 OF GDCR 2015.
* SEPARATE LETTER BOX IS PROVIDED AT GROUND LEVEL FOR EACH UNIT.
* WATER TANK FOR FIRE SAFETY REQUIREMENT PROVIDED AS PER CHEPTER NO.24 OF GDCR 2015.
* ELECTRICAL INFRASTRUCTURE SHALL BE PROVIDED AS PER CLAUSE NO.23.11
* SIGNAGES OF THE PARKING PLACE IS TO BE PROVIDED AS PER THE CLAUSE NO.23.7. OF THE GDCR 2021
* ENTRANCE OF THE BUILDING IS PROVIDED AS PER THE CLAUSE NO. 23.1.7. OF GDCR 2021
* THE PAVING OF BUILDING UNIT/FINAL PLOT AS PER THE PROVISION OF THE CLAUSE NO. 23.1.4. OF GDCR 2021
* THE STRUCTURE OF THE BUILDING IS AS PER THE NORMS OF THE SPECIFIED IN THE INDIAN STANDARD AND TAKE NACESSARY ACTION FOR THE STRUCTRAL SAFETY DURING THE CONSTRUCTION.
* RAIN WATER STORAGE TANK AND RAIN WATER HARVESTING SYSTEM ISPROVIDED AS PER THE CLAUSE NO.27.2 OF GDCR 2021.
* COMMUNITY BIN PROVIDED AS PER THE PROVISION OF THE CLAUSE NO. 27.3 OF GDCR 2021
* TREE PLANTATION IS PROVIDED AS PER THE CLAUSE NO. 27.5 OF GDCR 2021
* MAINTANANCE AND UPGRADATION OF BUILDING IS AS PER CHAPETER NO. 29 OF GDCR 2021.
* FIRE PROOF DOOR IS PROVIDE AS PER THE CLAUSE NO. 2.62.7 OF GDCR 2021.
* BASEMENT VENTILATION IS PROVIDE AS PER CLAUSE NO. 23.4.2 OF GDCR 2021.

COLOR NOTE

F.P. BOUNDARY — PROP WORK — DUST BIN
O.P. BOUNDARY — PROP DRAINAGE — P.W
ROAD — PARKING — TREE

AMALGAMATION REF CASE NO : LTA/WZ/14/09/15/GDR/A4968/M1
CC NO : 4757/140915/A4968/M1/ - DATED-20/10/2015

AREA TABLE	TOTAL IN SQMTS
PROVI COMMON PLOT AREA	465.86
PERMI B.UP AREA IN COMMON PLOT AREA @ 15 %	69.88
PROP B.UP AREA IN COMMON PLOT	28.92

CASE NO : SHEET NO : 01
PERMI NO : DATE :

LAY OUT PLAN SHOWING PROP COMMERCIAL + RESIDENCIAL BUILDING ON F.P. NO : 19/1+19/2+20/1 O.P. NO : , SUR NO : 252/1/1+252/1/2+253/2/1 , DRAFT T.P.S NO : 69 (CHANDKHEDA-ZUNDAL-TRAGAD) , AT VILLAGE : CHANDKHEDA , TALUKA : SABARMATI CITY WEST , DISTRICT : AHMEDABAD .

SCALE : 1.00 CM = 1.00 MT	BLOCK : A+B+C
ZONE	RESIDENCE - 1
USE OF THE CONSTRUCTION	COMMERCIAL + RESIDENTIAL

AREA TABLE	TOTAL IN SQMTS
PLOT AREA	4644.00
REQ. COMMON PLOT AREA @ 10 %	464.40
PROVI COMMON PLOT AREA	465.86

F.S.I. AREA TABLE	BLOCK:A+B+C	BLOCK : D+E	TOTAL IN SQMTS
PLOT AREA	—	—	4644.00
PERMI F.S.I AREA @ 1 : 8 (AS/BASE ZONE)	—	—	8359.20
PROP F.S.I. AREA ON GROUND FLOOR	647.84	143.77	791.61
PROP F.S.I. AREA ON 1st. FLOOR	926.21	459.86	1386.07
PROP F.S.I. AREA ON 2nd. FLOOR	926.21	459.86	1386.07
PROP F.S.I. AREA ON 3rd. FLOOR	716.46	429.14	1145.60
PROP F.S.I. AREA ON 4th. FLOOR	716.46	429.14	1145.60
PROP F.S.I. AREA ON 5th. FLOOR	716.46	429.14	1145.60
PROP F.S.I. AREA ON 6th. FLOOR	716.46	429.14	1145.60
PROP F.S.I. AREA ON 7th. FLOOR	716.46	429.14	1145.60
PROP F.S.I. AREA ON 8th. FLOOR	716.46	429.14	1145.60
PROP F.S.I. AREA ON 9th. FLOOR	716.46	429.14	1145.60
PROP F.S.I. AREA ON 10th. FLOOR	492.12	379.50	871.62
TOTAL PROP F.S.I. AREA	8007.60	4446.97	12454.57
PROP F.S.I. AREA ON SECURITY CABIN	3.66	—	3.66
PROP F.S.I. AREA ON SOCIETY COMMUNITY HALL	28.92	—	28.92
TOTAL PROP F.S.I. AREA	8040.18	4446.97	12487.15

CHARGEABLE F.S.I. AREA TABLE	TOTAL IN SQMTS
PLOT AREA	4644.00
PERMI CHARGEABLE F.S.I AREA @ 0.90	4179.60
PROVI CHARGEABLE F.S.I AREA	4127.95
BALANCE CHARGEABLE F.S.I. AREA	51.65

FLOOR AREA TABLE	BLOCK:A+B+C	BLOCK : D+E	TOTAL IN SQMTS
GROUND FLOOR	647.84	143.77	791.61
1st. FLOOR	926.21	459.86	1386.07
2nd. FLOOR	926.21	459.86	1386.07
3rd. FLOOR	716.46	429.14	1145.60
4th. FLOOR	716.46	429.14	1145.60
5th. FLOOR	716.46	429.14	1145.60
6th. FLOOR	716.46	429.14	1145.60
7th. FLOOR	716.46	429.14	1145.60
8th. FLOOR	716.46	429.14	1145.60
9th. FLOOR	716.46	429.14	1145.60
10th. FLOOR	492.12	379.50	871.62
TOTAL	8007.60	4446.97	12454.57

TENAMENT TABLE	USE		UNIT		
FLOOR	BLOCK:A+B+C	BLOCK : D+E	BLOCK:A+B+C	BLOCK : D+E	TOTAL
CELLAR	PARKING	PARKING	—	—	—
GROUND FLOOR	COMM. + PARKING	COMM. + PARKING	17 SHOP	05 SHOP	22 SHOP
1st. FLOOR	COMM. + RESIDENCE	COMM. + RESIDENCE	15 SHOP + 05 RESI	01 SHOP + 06 RESI	16 SHOP + 11 RESI
2nd. FLOOR	COMM. + RESIDENCE	COMM. + RESIDENCE	15 SHOP + 05 RESI	01 SHOP + 06 RESI	16 SHOP + 11 RESI
3rd. FLOOR	RESIDENCE	RESIDENCE	12 RESI.	08 RESI.	20 RESI.
4th. FLOOR	RESIDENCE	RESIDENCE	12 RESI.	08 RESI.	20 RESI.
5th. FLOOR	RESIDENCE	RESIDENCE	12 RESI.	08 RESI.	20 RESI.
6th. FLOOR	RESIDENCE	RESIDENCE	12 RESI.	08 RESI.	20 RESI.
7th. FLOOR	RESIDENCE	RESIDENCE	12 RESI.	08 RESI.	20 RESI.
8th. FLOOR	RESIDENCE	RESIDENCE	12 RESI.	08 RESI.	20 RESI.
9th. FLOOR	RESIDENCE	RESIDENCE	12 RESI.	08 RESI.	20 RESI.
10th. FLOOR	RESIDENCE	RESIDENCE	08 RESI.	07 RESI.	11 RESI.
TOTAL	—	—	47 SHOP + 102 RESI	07 SHOP + 75 RESI	54 SHOP + 177 RESI

B.UP AREA TABLE	BLOCK:A+B+C	BLOCK : D+E	TOTAL IN SQMTS
PROP B.UP AREA ON CELLAR	2724.26	—	2724.26
PROP B.UP AREA ON GROUND FLOOR	1150.81	619.59	1770.40
PROP B.UP AREA ON 1st. FLOOR	1149.60	619.59	1769.19
PROP B.UP AREA ON 2nd. FLOOR	1149.60	619.59	1769.19
PROP B.UP AREA ON 3rd. FLOOR	904.61	567.84	1472.45
PROP B.UP AREA ON 4th. FLOOR	904.61	567.84	1472.45
PROP B.UP AREA ON 5th. FLOOR	904.61	567.84	1472.45
PROP B.UP AREA ON 6th. FLOOR	904.61	567.84	1472.45
PROP B.UP AREA ON 7th. FLOOR	904.61	567.84	1472.45
PROP B.UP AREA ON 8th. FLOOR	904.61	567.84	1472.45
PROP B.UP AREA ON 9th. FLOOR	904.61	567.84	1472.45
PROP B.UP AREA ON 10th. FLOOR	639.11	518.20	1157.31
PROP B.UP AREA ON STAIR CABIN	162.00	109.55	271.55
PROP B.UP AREA ON O.H.W.T.	116.03	77.16	193.19
TOTAL PROP B.UP AREA	13423.68	6538.56	19962.24
PROP B.UP AREA ON SECURITY CABIN	3.66	—	3.66
PROP B.UP AREA ON SOCIETY COMMUNITY HALL	28.92	—	28.92
TOTAL PROP B.UP AREA	13456.26	6538.56	19994.82

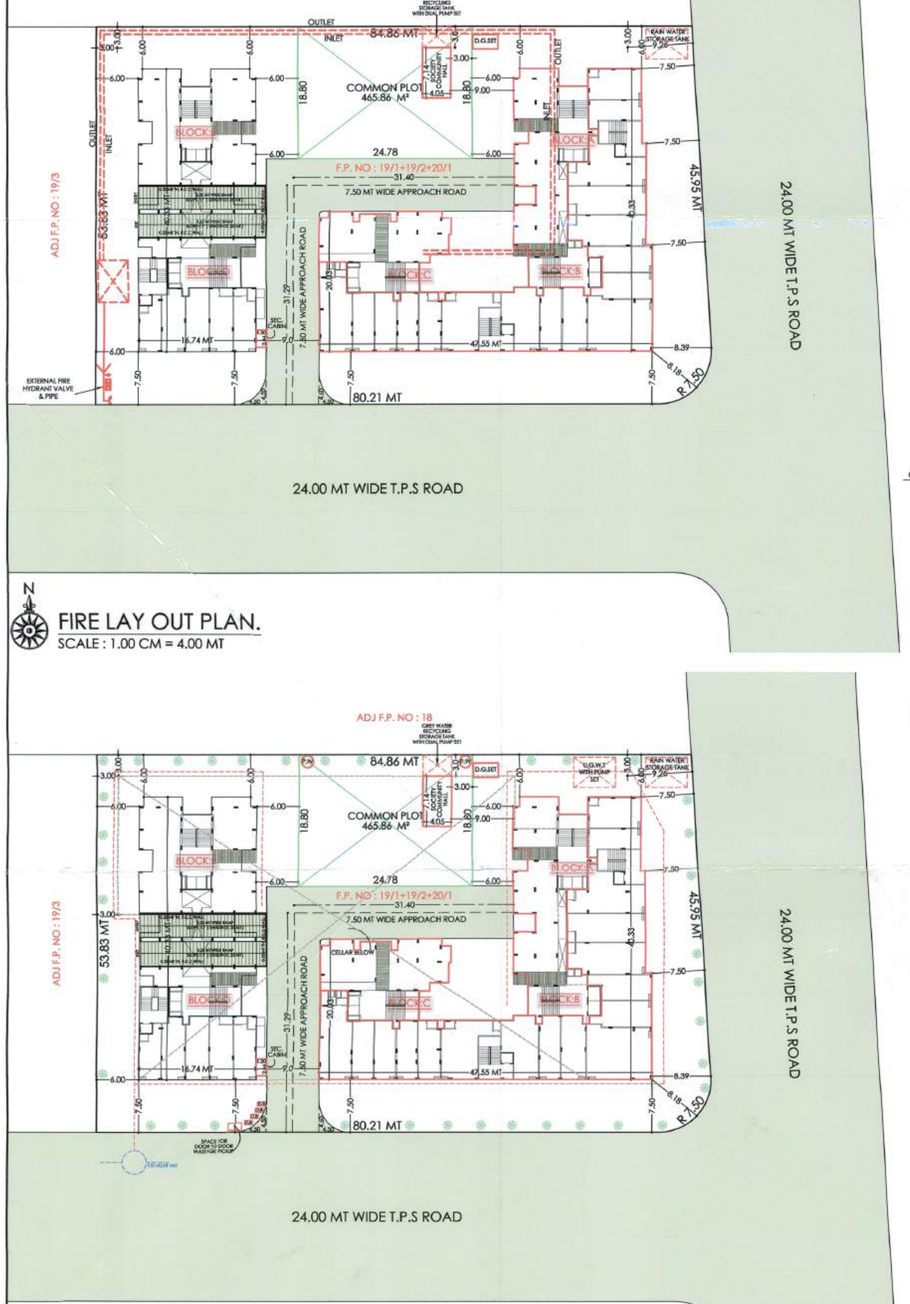

FIRE LAY OUT PLAN.

SCALE : 1.00 CM = 4.00 MT

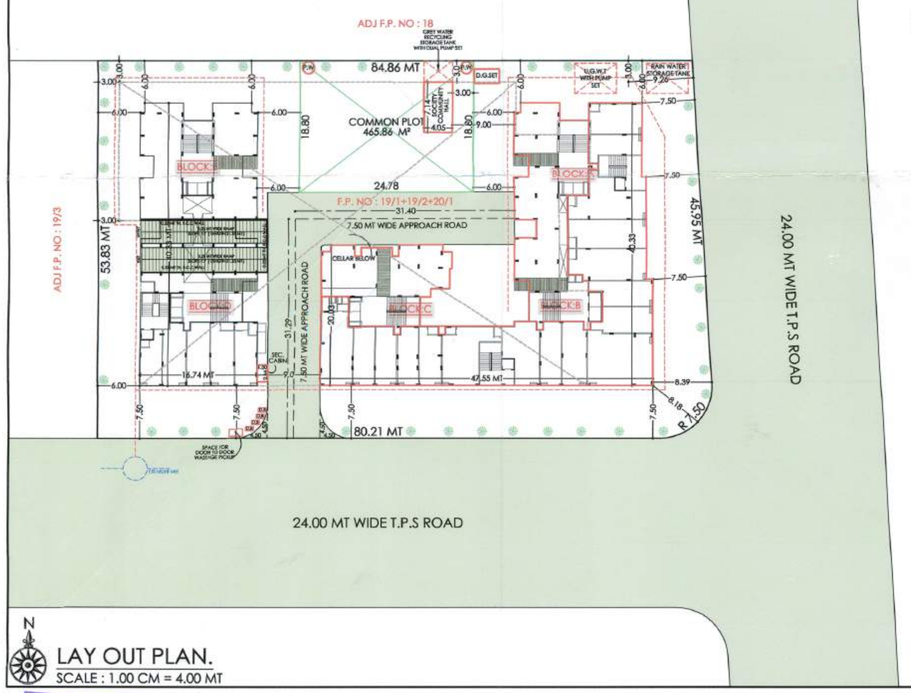

LAY OUT PLAN.

SCALE : 1.00 CM = 4.00 MT

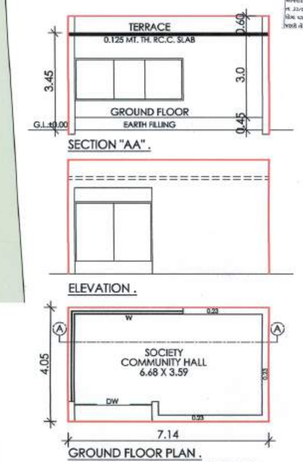



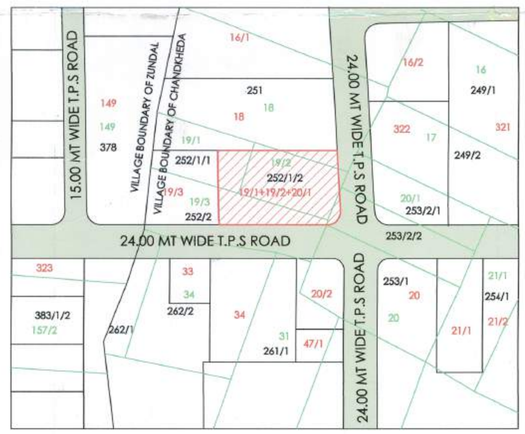

KEY PLAN .

SCALE : 1.00 CM = 20.00 MT

M/s INFRA PROJECTS PVT. LTD.
SHRI JANAKBHAI DHIRAJLAL MODI AND PARTNERS
401,NARAY COMPLEX, NR. A-ONE SCHOOL,
SUBHASH CHAWK, NEMNAGAR,
AHMEDABAD-380052.
REV LIC. NO. 63017/5321 DTD.18/01/2016

DEVELOPER .

RAJESH P. PATEL
STR. DESIGNER (GRADE-I)
REG. NO. SD0338220920 R1
101, AVARNAYA APPTS.,
PRABHA COLONY,
NR. USHMANPURA UNDER BRIDGE,
USHMANPURA, AHMEDABAD-13.

ST-ENGINEER.

For, KGB Infra Projects Pvt. Ltd.
Director

OWNER.

PARAS D. SHARMA
B.E. (Civil)
710, Kanaiyalal's Chawl,
Kabir Chowk, Sabarmati,
A'Bad-380005 Mob : 9426319654
Lic.No.AMC/COW-Grade-I/0364040217R1

C.O.W.

VIKRAM SHARMA
ARCHITECT & INTERIOR DESIGNER
LIC NO.: AR 0158270420R
Issue Date : 17/03/2015

ENGINEER.

Ahmedabad Municipal Corporation
Case No. : BHN/TI/WZ/000216/GDR/A5834/R0/M1 Zone: West
Plan Approved as per terms and condition mentioned in the Commencement Certificate
Raja Chitthi Number : 5809/000210/A5834/R0/M1
Date : 14/03/2016

Sub Inspector (Civic Center) | Asst. T.D.O./Asst. E.O. (Civic Center) | Nilesh Baranda Dy T.D.O. West | ARJAV J. SHAH (Incharge) Dy MC West

AUTHORITY.

SCRUTINIZE COPY
Vide 6031 Dt. 10/3/16
TDO, BPSP , AMC