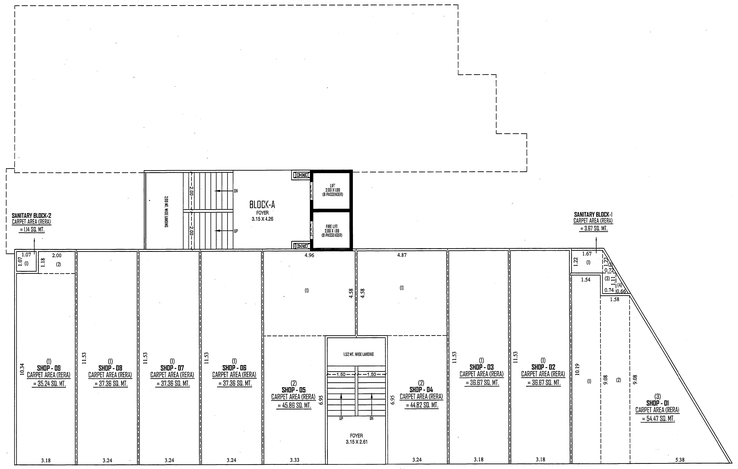

CARPET AREA (RERA) CALCULATION GROUND FLOOR PLAN (BLOCK- A)

NOTE :- ALL OUTER & INTERNAL WALL ARE OF 0.12 MT. TH. B/K WALL

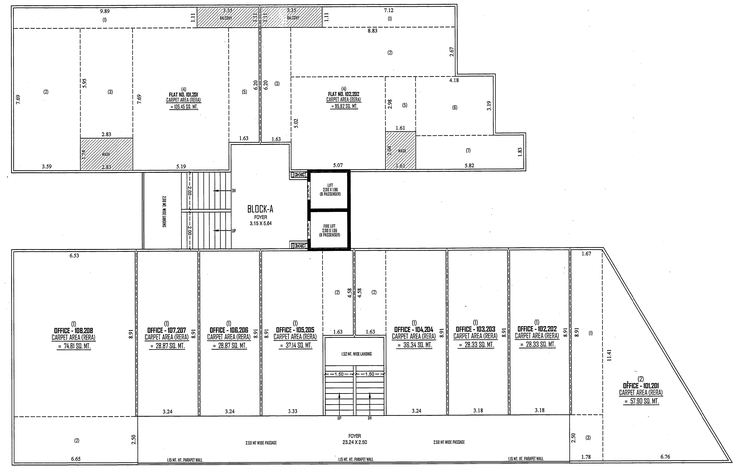

CARPET, WASH & BAL.CONY AREA (RERA) CALCULATION 1ST & 2ND FLOOR PLAN

NOTE :- ALL OUTER & INTERNAL WALL ARE OF 0.12 MT. TH. B/K WALL

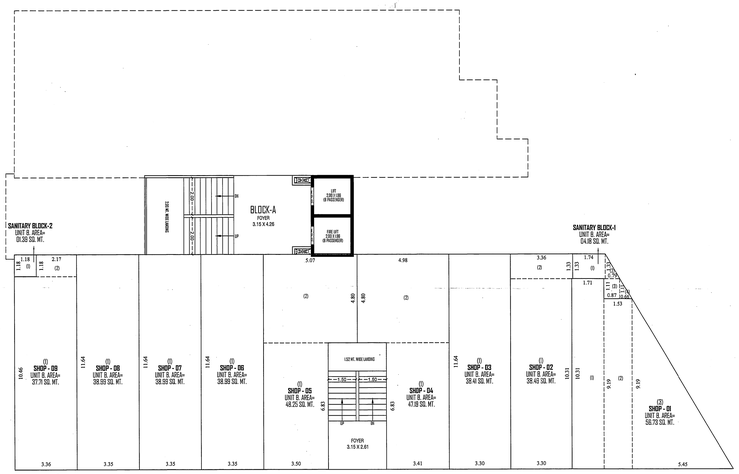

SKETCH FOR GROUND FLOOR PLAN (BLOCK:- A)

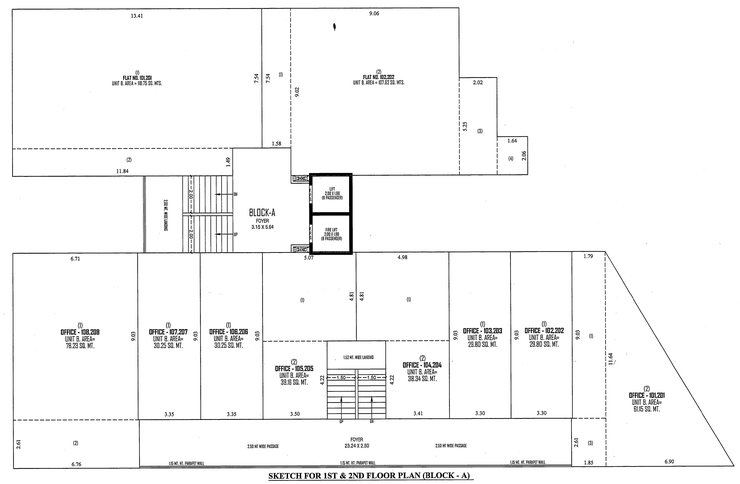

SKETCH FOR 1ST & 2ND FLOOR PLAN (BLOCK - A)

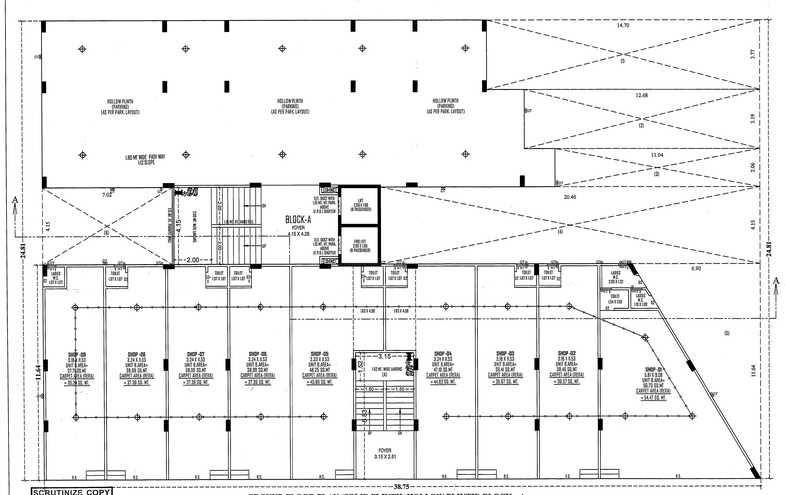

GROUND FLOOR PLAN (SOLID PLINTH+HOLLOW PLINTH) BLOCK:- A

NOTE :- ALL OUTER & INTERNAL WALL ARE OF 0.12 MT. TH. B/K WALL

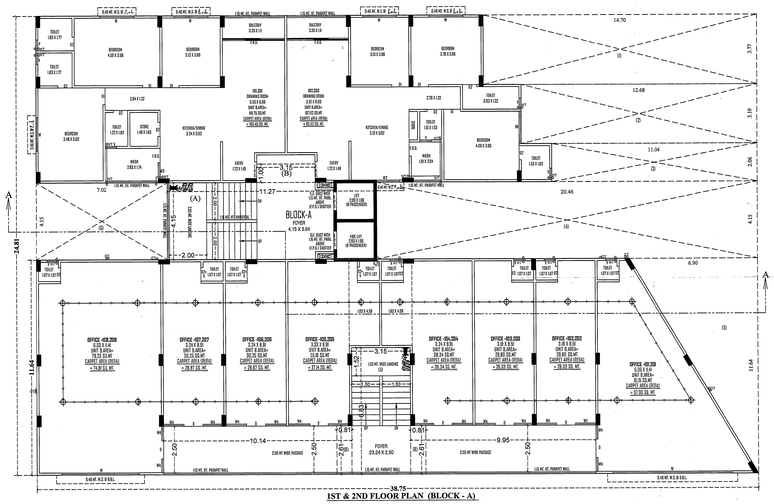

1ST & 2ND FLOOR PLAN (BLOCK - A)

NOTE :- ALL OUTER & INTERNAL WALL ARE OF 0.12 MT. TH. B/K WALL

SCRUTINIZE COPY
NO. ઠરાવેલ નકલ
TDO, BPSP, AMC

RESIDENCE							
FLOOR	UNIT NO.	UNIT BUILT-UP AREA	UNIT AREA BUILT-UP AREA	CARPET AREA (RERA)	BALCONY AREA (RERA)	WASH AREA (RERA)	OPEN TARRACE AREA (RERA)
			BLOCK:- A				
1ST FLOOR	101	118.75	226.37	105.45	03.72	04.92	-----
	102	107.62		95.82	03.72	03.28	-----
2ND FLOOR	201	118.75	226.37	105.45	03.72	04.92	-----
	202	107.62		95.82	03.72	03.28	-----
3RD FLOOR	301	118.75	463.87	105.45	03.72	04.92	-----
	302	107.62		95.82	03.72	03.28	-----
	303	118.75		105.45	03.72	04.92	133.71
	304	118.75		105.45	03.72	04.92	35.00
4TH FLOOR	401	118.75	463.87	105.45	03.72	04.92	-----
	402	107.62		95.82	03.72	03.28	-----
	403	118.75		105.45	03.72	04.92	-----
	404	118.75		105.45	03.72	04.92	-----
5TH FLOOR	501	118.75	463.87	105.45	03.72	04.92	-----
	502	107.62		95.82	03.72	03.28	-----
	503	118.75		105.45	03.72	04.92	-----
	504	118.75		105.45	03.72	04.92	-----
6TH FLOOR	601	118.75	463.87	105.45	03.72	04.92	-----
	602	107.62		95.82	03.72	03.28	-----
	603	118.75		105.45	03.72	04.92	-----
	604	118.75		105.45	03.72	04.92	-----
7TH FLOOR	701	118.75	463.87	105.45	03.72	04.92	-----
	702	107.62		95.82	03.72	03.28	-----
	703	118.75		105.45	03.72	04.92	-----
	704	118.75		105.45	03.72	04.92	-----

RESIDENCE							
FLOOR	UNIT NO.	UNIT BUILT-UP AREA	UNIT AREA BUILT-UP AREA	CARPET AREA (RERA)	BALCONY AREA (RERA)	WASH AREA (RERA)	OPEN TARRACE AREA (RERA)
			BLOCK:- A				
8TH FLOOR	801	118.75	463.87	105.45	03.72	04.92	-----
	802	107.62		95.82	03.72	03.28	-----
	803	118.75		105.45	03.72	04.92	-----
	804	118.75		105.45	03.72	04.92	-----
9TH FLOOR	901	118.75	463.87	105.45	03.72	04.92	-----
	902	107.62		95.82	03.72	03.28	-----
	903	118.75		105.45	03.72	04.92	-----
	904	118.75		105.45	03.72	04.92	-----
10TH FLOOR	1001	118.75	463.87	105.45	03.72	04.92	-----
	1002	107.62		95.82	03.72	03.28	-----
	1003	118.75		105.45	03.72	04.92	-----
	1004	118.75		105.45	03.72	04.92	-----
11TH FLOOR	1101	118.75	463.87	105.45	03.72	04.92	-----
	1102	107.62		95.82	03.72	03.28	-----
	1103	118.75		105.45	03.72	04.92	-----
	1104	118.75		105.45	03.72	04.92	-----
12TH FLOOR	1201	118.75	463.87	105.45	03.72	04.92	-----
	1202	107.62		95.82	03.72	03.28	-----
	1203	118.75		105.45	03.72	04.92	-----
	1204	118.75		105.45	03.72	04.92	-----
13TH FLOOR	1301	118.75	463.87	105.45	03.72	04.92	-----
	1302	107.62		95.82	03.72	03.28	-----
	1303	118.75		105.45	03.72	04.92	-----
	1304	118.75		105.45	03.72	04.92	-----
TOTAL		5555.31	4936.41	178.56	214.84	168.71	

BLOCK:- A	GR. FLOOR SHOP
SHOP CARPET AREA (RERA) CALC.:-	
SHOP NO. 01	
(1) 1.54 X 10.19 =	15.69
(2) 1.58 X 09.08 =	14.35
(3) 5.38 X 9.08 X 1/2 =	24.43
NET CARPET AREA =	54.47
SHOP NO. 02,03	
(1) 3.18 X 11.53 =	36.67
NET CARPET AREA =	36.67
SHOP NO. 04	
(1) 4.87 X 4.58 =	22.30
(2) 3.24 X 6.95 =	22.52
NET CARPET AREA =	44.82
SHOP NO. 05	
(1) 4.96 X 4.58 =	22.72
(2) 3.33 X 6.95 =	23.14
NET CARPET AREA =	45.86
SHOP NO. 06,07,08	
(1) 3.24 X 11.53 =	37.36
NET CARPET AREA =	37.36
SHOP NO. 09	
(1) 3.18 X 10.34 =	32.88
(2) 2.00 X 1.18 =	02.36
NET CARPET AREA =	35.24
SANITARY BLOCK-1	
(1) 1.67 X 1.22 =	2.04
(2) 0.72 X 1.22 X 1/2 =	0.44
(3) 0.74 X 1.11 =	0.82
(4) 0.66 X 1.11 X 1/2 =	0.37
NET CARPET AREA =	3.67
SANITARY BLOCK-2	
(1) 1.07 X 1.07 =	1.14
NET CARPET AREA =	1.14

BLOCK:- A	1ST & 2ND FL. OFFICE
OFFICE CARPET AREA (RERA) CALC.:-	
OFFICE NO. 101,201	
(1) 1.67 X 8.91 =	14.88
(2) 6.76 X 11.41 X 1/2 =	38.57
(3) 1.78 X 2.50 =	04.45
NET CARPET AREA =	57.90
OFFICE NO. 102,103	
OFFICE NO. 202,203	
(1) 3.18 X 8.91 =	28.33
NET CARPET AREA =	28.33
OFFICE NO. 104,204	
(1) 3.24 X 8.91 =	28.87
(2) 1.63 X 4.58 =	07.47
NET CARPET AREA =	36.34
OFFICE NO. 105,205	
(1) 3.33 X 8.91 =	29.67
(2) 1.63 X 4.58 =	07.47
NET CARPET AREA =	37.14
OFFICE NO. 106,107	
OFFICE NO. 206,207	
(1) 3.24 X 8.91 =	28.87
NET CARPET AREA =	28.87
OFFICE NO. 108,208	
(1) 6.53 X 8.91 =	58.18
(2) 6.65 X 2.50 =	16.63
NET CARPET AREA =	74.81

GENERAL NOTES :-

- It is certified that and under reference is surveyed by me and the dimensions of all sides of plot and plot area as shown in plan are measured by engineer on record and in accordance with ownership / revenue record.
- Engineer is fully responsible for leaving open space and margin.
- The depth and position of existing municipal manhole is verified by on site and premises can and drainage connection.
- It is certify that according to CGDCR 2017 all all requirements of the building are checked and necessary editions are taken.
- It is certify that according to the chapter no. 4 & 5 of the CGDCR 2017, the structure of the building is design as per the norms of the Indian standards.
- Design of staircase and railing is provided as per the provision of the clause no. 13.1.11 and 13.1.13 of GDCR 2017.
- Pedestrian ramp is provided as per the provision of the clause no. 13.1.14 of GDCR 2017.
- Lift is provided as per the provision of the clause no. 13.2 of GDCR 2017.
- Water tank is provided as per the provision of the clause no. 13.8 of GDCR 2017.
- water box for each unit shall be provided at ground floor level for each unit.
- Water tank for fire safety requirement provided as per chapter no. 13.11 of GDCR 2017.
- Electrical infrastructure shall be provided as per clause no. 13.11 of GDCR 2017.
- Chimney exists for disabled persons is provide as per the clause no. 13.6.2 of GDCR 2017.
- Drainage facility is provided as per the clause no. 13.10 of GDCR 2017
- Signages of the parking place is to be provided as per the clause no. 13.7 of the GDCR 2017.
- Entrance of the building is provided as per the clause no. 13.1.6 of GDCR 2017.
- The plaching of building unofficial plot as per the provision of the clause no. 13.1.3 of GDCR 2017.
- The structure of the building is as per the norms of the specified in the Indian standard and take necessary action for the structural safety during the construction.
- Rain water storage tank and rain water harvesting system is provided as per the clause no. 17.2 of GDCR 2017.
- Community lift provided as per the provision of the clause no. 13.2.1 of GDCR 2017 and NBC.
- Tree plantation is provided as per the clause no. 17.4 of GDCR 2017.
- Fire safety system is provided as per chapter no. 14 of GDCR 2017.
- Fire safety precations shall be made as per the fire prevention and fire safety measures regulation 2016 and fire prevention and fire safety measures act2013.
- Maintenance and upgradation of building is as per chapter no. 18 of GDCR 2017.
- Marginal space & parking slab shall have load bearing capacity of 4000 kilograms per square meter shall be provided as per chapter no. 14 of GDCR 2017 and fire prevention and fire safety act 2013.
- Roof top solar energy installation & generation shall be provided as per clause no. 17.5.1 of GDCR2017.
- The glazed surface area of the external facade shall be non-reflective and provided upto max of 50% of the total surface area of each facade with the provision of safety netting upto all level as per cl.no.13.12 of G.D.C.R.-2017.
- Compound Wall Shall Not Be Constructed On Road Side Boundary As Per Notification No. 2012/GM-CZ-10010-2012-3084-L, Dt:- 21/07/2016 Regarding Fire Regulation 2016.

1. HYDRANT SYSTEM:

CHECK!! electric incident over the lines near hose or hydrant water, at each floor fire main Pump,at the underground water tank with a capacity to discharge 900 liters per minute at 3 bar pressure as measured at the terrace level should be installed.

Water tank of adequate capacity of 10 meters and above 10 meters height should not be of less than 100 mm. Internal diameter. The riser should be connected to the bottom of the terrace tank with a stop valve and a NRV to act as a Down - comer.

One riser is required for every 1000sq. meters floor area and if the floor area exceeds 1000 sq. meters one more riser is required and a separate riser with all the fittings at floor level. Each floor should have one hydrant. solid with a coupling for attaching a 63 mm dia hose & 20 mm bore Hose nozzle with 8 mm. SS. Shut-off nozzle at each floor landing. The length of the hose reel hose should be enough to reach the farthest point in the floor. The hose reel should be 30 meters. The hose and 63 mm. bore nozzle at alternate floors. The hose reel hose should be coupled to the Riser.

Fire service inlet should be installed at a point near the entry to the premises where a Fire service vehicle can approach easily.

Hydrant valve should be provided at least 1.5 mts dia clear. Dry riser should be installed at the landing level.

Overhead tank Refilling Duques connection should be done at the terrace level. The Overhead tank shall be of a capacity of not less than 20,000 liters. The Underground tank shall be of not less than 15,000 liters.

2. FIRE ALARM :-

The Fire alarm all the lifts should have a provision to ground automatically in case of electricity failure. Each building should have at least one lift as a fire Lift and if the building is stretch into two or more parts then each should have a Fire Lift. Lift well should have breeze to pressurize the lift well as provided in the NBC. Automatically sprinkler alarm will point a sprinkle, as that it presents the lift well getting smoke logged.

3. FIRE ALARM :-

Fire alarm call points to be installed at each floor with sounders capable of being heard throughout the building.

4. FIRE EXTINGUISHER:

One Carbon Dioxide (CO2) type extinguisher of 4.5 kg. with ISI mark, and one extinguisher of 9 kg. Dry Chemical Powder (DCP) type extinguisher with ISI mark to be installed on each floor in case of commercial building.

One Carbon Dioxide (CO2) type extinguisher of 4.5 kg. with ISI mark. OR Two Carbon Dioxide (CO2) type extinguisher of 2 kg. with ISI mark capacity on alternate floors in case of residential building.

If the building is stretched into two or more parts then each part should have these extinguishers installed.

5. ESCAPE:-

The staircase have to be open from at bend one or two sides but if the staircase is in the centre core of the buildings it has to be pressurized to prevent from getting smoke logged.

The Fire/Escape corridor should be isolated in the staircase or close to it to make it easily accessible. Escape of the from the first lobby or above.

6. BASEMENT:-

Basement of 200 sq. meters or more should be provided with Automatic Sprinkler system with at least one sprinkler head for actual Car parking space.

Additionally be protected by a hydrant outlet and two 20 mm. bore Hose reel hoses with 8 mm. bore nozzles at each basement level.

7. LIGHTNING ARRESTER :-

A lightening arrester should also be installed and be properly earthed to prevent damage to the building when the lightening strikes.

8. PHOTO LUMINESCENT (ACTS GLOW) SIGNAGES :-

If the building falls in a cardinal area or if it has an enclosed staircase or is not easily visible from the road, then photo luminescent signages (acts glow) should be displayed at each floor landing (safety) Dead end strong shall indicate leading to the ground level. The signage should indicate the lighting, fire safety equipment present on the respective floor/landing/passageway and what direction leading to the ground level.

9. ELECTRIC POWER SUPPLY TO THE ENTIRE FIRE-SAFETY SYSTEM

Electricity supply to the fire pump, fire alarm system, staircase pressurization system, emergency lighting system shall be provided from two sources as follows:

(i.e. from Electrical power supply of the company) This is to ensure availability of power supply to the fire protection & Safety system even after the main electrical supply to the building is switched off at the time of fire.

10. INDIVIDUAL FIRE SAFETY SYSTEM

FIRE SAFETY SYSTEM SHOULD BE PROVIDED IN ID/VIDUAL SHOP/FOOD BY OWNER

IMPORTANT INSTRUCTIONS:

After inspection of a fire-line building by the fire service authority/ the fire officer concerned feels in need for additional fire prevention/protection measures

/ ventilation system required or equipment / i.e. - Passive system / Supression system / Fire door - Window / Detection system / Active system / Sprinkler / Hydrant / Hose reel / Public address / Fire alarm / Extinguisher / Portable / Manual / Automatic / Control room

Once additional measures / equipment have to be implemented / installed.

PROP.B-UP AREA CALC GROUND FLOOR:-	
(1) 38.75 X 24.81 X 1 =	961.39 SQ. MT.
LESS:-	
(1) 14.70 X 3.77 X 1 =	55.42
(2) 12.68 X 3.19 X 1 =	40.45
(3) 11.04 X 2.06 X 1 =	22.74
(4) 20.46 X 4.15 X 1 =	84.91
(5) 11.64 X 6.90 X 1/2 =	40.16
(6) 07.02 X 4.15 X 1 =	29.13
TOTAL =	272.81 SQ. MT.
NET B-UP AREA GR. FLOOR:-	= 688.58 SQ. MT.

PROP. B-UP AREA CALCULATION ON GROUND FLOOR COMM.:- (GROUND FL.(SOLID PLINTH COMM.))	
(1) 38.75 X 11.64 X 1 =	451.05 SQ. MT.
TOTAL =	451.05 SQ. MT.
LESS:-	
(5) 11.64 X 6.90 X 1/2 =	40.16 SQ. MT.
TOTAL =	40.16 SQ. MT.
NET B-UP AREA ON SOLID PLINTH:- GROUND FLOOR	= 410.89 SQ. MT.
PROP. B. AREA CALC. HOLLOW PLINTH:- GROUND FLOOR - GROUND (S.P.)	688.58 - 410.89 = 277.69 SQ. MT.
PROP. F.S.I. AREA CALC.- GR. FL. COMM.:- B.A. ON GR. FL. COMM.	= 410.89 SQ. MT.
LESS:- (A) 3.15 X 6.83 X 1 =	21.51
TOTAL =	21.51 SQ. MT.
NET F.S.I. AREA GROUND FL. COMM.:-	= 389.38 SQ. MT.

PROP. B-UP AREA CALC. 1ST & 2ND FL.:-	
(1) 38.75 X 24.81 X 1 =	961.39 SQ. MT.
LESS:-	
(1) 14.70 X 3.77 X 1 =	55.42
(2) 12.68 X 3.19 X 1 =	40.45
(3) 11.04 X 2.06 X 1 =	22.74
(4) 20.46 X 4.15 X 1 =	84.91
(5) 11.64 X 6.90 X 1/2 =	40.16
(6) 07.02 X 4.15 X 1 =	29.13
TOTAL =	272.81 SQ. MT.
NET B-UP AREA 1ST & 2ND FLOOR:-	= 688.58 SQ. MT.

PROP. B.AREA CALC.1ST & 2ND FLOOR COMM.:-	
(1) 38.75 X 11.64 X 1 =	451.05 SQ. MT.
LESS:-	
(5) 11.64 X 6.90 X 1/2 =	40.16 SQ. MT.
TOTAL =	40.16 SQ. MT.
NET B-UP AREA 1ST & 2ND FL. COMM.:-	= 410.89 SQ. MT.

PROP. B. AREA CALC. 1ST & 2ND FL.(RESI).- B.UP 1ST & 2ND FL. - 1ST & 2NDFL.(COMM.)	688.58 - 410.89 = 277.69 SQ. MT.
PROP. F.S.I. AREA CALC. 1ST & 2ND FL. COMM.:- B.A. ON 1ST & 2ND FL. COMM.	= 410.89 SQ. MT.
LESS:- (A) 3.15 X 6.83 X 1 =	21.51
(B) 0.81 X 2.61 X 2 =	04.23
TOTAL =	25.74 SQ. MT.
NET F.S.I. AREA 1ST & 2ND FL. COMM.:-	= 385.15 SQ. MT.
F.S.I. AREA CALC. 1ST & 2ND FL.(RESI.).- B.A. ON 1ST & 2ND FL.:-	277.69 SQ. MT.
LESS:- (A) 11.27 X 4.15 X 1 =	46.77
(B) 03.15 X 1.00 X 1 =	03.15
TOTAL =	49.92 SQ. MT.
NET F.S.I. 1ST & 2ND FLOOR:-	= 227.77 SQ. MT.

BLOCK:- A UNIT BUILT-UP AREA CALCULATION
FLAT NO. 101 & 201
(1) 13.41 X 7.54 = 101.11
(2) 11.84 X 1.49 = 17.64
NET BUILT-UP AREA = 118.75
FLAT NO. 102 & 202
(1) 1.58 X 7.54 = 11.91
(2) 9.06 X 9.02 = 81.72
(3) 2.02 X 5.25 = 10.61
(4) 1.64 X 2.06 = 03.38
NET BUILT-UP AREA = 107.62

BLOCK:- A RESI. CARPET AREA (RERA) CALC.:-	
FLAT NO. 101 & 201	
(1) 9.89 X 1.11 =	10.98
(2) 3.59 X 7.69 =	27.61
(3) 2.83 X 5.95 =	16.84
(4) 5.19 X 7.69 =	39.91
(5) 1.63 X 6.29 =	10.11
NET CARPET AREA =	105.45
BALCONY 3.35 X 1.11 =	03.72
WASH 2.83 X 1.74 =	04.92
TOTAL WASH & BALC. =	08.64
FLAT NO. 102 & 202	
(1) 7.12 X 1.11 =	07.90
(2) 8.83 X 2.67 =	23.58
(3) 1.63 X 6.20 =	10.11
(4) 5.07 X 5.02 =	25.45
(5) 1.61 X 2.98 =	04.80
(6) 4.18 X 3.19 =	13.33
(7) 3.82 X 1.83 =	10.65
NET CARPET AREA =	95.82
BALCONY 3.35 X 1.11 =	03.72
WASH 1.61 X 2.04 =	03.28
TOTAL WASH & BALC. =	07.00

GROUND FLOOR & 1ST.2ND FLOOR PLAN — SHEET NO.:- 3/15

PLAN SHOWING PROPOSED (RESIDENCE + COMMERCIAL) BUILDING ON F.P. NO. 27 OF FINAL T.P.S. NO.:-71(MUTHIYA), [SUR.NO.:-58 , O.P. NO:- 27]
MOJE.:- MUTHIYA, TA.:- ASARWA, DIST.:- AHMEDABAD

SCALE:- 1.00 CM = 1.00 MT. — BLOCK:- A
ZONE:- RESIDENTIAL-1 (R1) — USE:- RESIDENCE + COMMERCIAL

B.AREA TABLE	SQ. MTS.
PROP. B.AREA ON BASEMENT FLOOR	= 8448.10 SQ. MTS.
PROP. B.AREA ON GROUND FL.(HOLLOW PLINTH)	= 277.69 SQ. MTS.
PROP. B.AREA ON GROUND FL.(SOLID PLINTH COMM.)	= 410.89 SQ. MTS.
PROP. B.AREA ON 1.ST FLOOR.(COMM. 410.89+277.69 RESI.)	= 688.58 SQ. MTS.
PROP. B.AREA ON 2.ND FLOOR.(COMM. 410.89+277.69 RESI.)	= 688.58 SQ. MTS.
PROP. B.AREA ON 3.RD FLOOR	= 519.87 SQ. MTS.
PROP. B.AREA ON 4.TH FLOOR	= 519.87 SQ. MTS.
PROP. B.AREA ON 5.TH FLOOR	= 519.87 SQ. MTS.
PROP. B.AREA ON 6.TH FLOOR	= 519.87 SQ. MTS.
PROP. B.AREA ON 7.TH FLOOR	= 519.87 SQ. MTS.
PROP. B.AREA ON 8.TH FLOOR	= 519.87 SQ. MTS.
PROP. B.AREA ON 9.TH FLOOR	= 519.87 SQ. MTS.
PROP. B.AREA ON 10.TH FLOOR	= 519.87 SQ. MTS.
PROP. B.AREA ON 11.TH FLOOR	= 519.87 SQ. MTS.
PROP. B.AREA ON 12.TH FLOOR	= 519.87 SQ. MTS.
PROP. B.AREA ON 13.TH FLOOR	= 519.87 SQ. MTS.
PROP. B.AREA ON STAIR CABIN	= 55.56 SQ. MTS.
PROP. B.AREA ON LIFT ROOM	= 41.58 SQ. MTS.
PROP. B.AREA TOTAL	= 16329.94 SQ. MTS.

F.S.I. AREA TABLE	SQ. MTS.
F.S.I. ON GROUND FL.(SOLID PLINTH COMM.)	= 389.38 SQ. MTS.
F.S.I. ON 1.ST FLOOR .(COMM. 385.15+227.77 RESI.)	= 612.92 SQ. MTS.
F.S.I. ON 2.ND FLOOR .(COMM. 385.15+227.77 RESI.)	= 612.92 SQ. MTS.
F.S.I. ON 3.RD FLOOR	= 466.80 SQ. MTS.
F.S.I. ON 4.TH FLOOR	= 466.80 SQ. MTS.
F.S.I. ON 5.TH FLOOR	= 466.80 SQ. MTS.
F.S.I. ON 6.TH FLOOR	= 466.80 SQ. MTS.
F.S.I. ON 7.TH FLOOR	= 466.80 SQ. MTS.
F.S.I. ON 8.TH FLOOR	= 466.80 SQ. MTS.
F.S.I. ON 9.TH FLOOR	= 466.80 SQ. MTS.
F.S.I. ON 10.TH FLOOR	= 466.80 SQ. MTS.
F.S.I. ON 11.TH FLOOR	= 466.80 SQ. MTS.
F.S.I. ON 12.TH FLOOR	= 466.80 SQ. MTS.
F.S.I. ON 13.TH FLOOR	= 466.80 SQ. MTS.
TOTAL F.S.I. AREA	= 6750.02 SQ. MTS.

UNIT BUILT-UP AREA & CARPET AREA (RERA) TABLE — BLOCK :- A COMMERCIAL				
FLOOR	UNIT NO.	UNIT BUILT-UP AREA	TOTAL UNIT BUILT-UP AREA	CARPET AREA (RERA)
GR. FLOOR	01	56.75	383.75	54.47
	02	38.49		36.67
	03	38.41		36.67
	04	47.19		44.82
	05	48.25		45.86
	06	38.99		37.36
	07	38.99		37.36
	08	38.99		37.36
	09	37.71		35.24
1ST FLOOR	101	81.15	336.98	57.90
	102	29.80		28.33
	103	29.80		28.33
	104	38.34		36.34
	105	39.16		37.14
	106	30.25		28.87
	107	30.25		28.87
	108	78.23		74.81
2ND FLOOR	201	81.15	336.98	57.90
	202	29.80		28.33
	203	29.80		28.33
	204	38.34		36.34
	205	39.16		37.14
	206	30.25		28.87
	207	30.25		28.87
	208	78.23		74.81
TOTAL			1057.71	1006.99

UNITS CALCULATION			
FLOOR	USE.	EQUITY TENA.	
BLOCK		A	
		COMM.	RESI.
GROUND (S. P.)	SHOP	09	--
1ST FLOOR	RESI/OFF.	08	02
2ND FLOOR	RESI/OFF.	08	02
3RD FLOOR	RESI	--	04
4TH FLOOR	RESI	--	04
5TH FLOOR	RESI	--	04
6TH FLOOR	RESI	--	04
7TH FLOOR	RESI	--	04
8TH FLOOR	RESI	--	04
9TH FLOOR	RESI	--	04
10TH FLOOR	RESI	--	04
11TH FLOOR	RESI	--	04
12TH FLOOR	RESI	--	04
13TH FLOOR	RESI	--	04
TOTAL	SHOP/RESI	25	48

COMMERCIAL F.S.I. AREA STATEMENT	
BLOCK	A
GROUND (S. P.)	389.38
1ST FLOOR	385.15
2ND FLOOR	385.15
TOTAL	1159.68

FIRE HYDRANT LEGEND		
SR.	SYMBOL	DESCRIPTION
1		FIRE HYDRANT SYSTEM PIPE MAIN
2		ENBLE HANDED HYDRANT VALVE
3		SLUICE VALVE
4		NON RETURN VALVE
5		LANDING HYDRANT VALVE
6		FIRE HOSE BOX
7		FIRST AID HOSE REEL
8		DCP & CO 2
9		TWO WAY SHARSE CONNECTION
10		RISE OR DROP
11		REDUCER
12		COURT YARD HYDRANT VALVE
13		SPRINKLERED

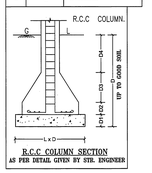

SCHEDULE OF DOOR & WINDOW — NOTE:- ALL DOOR AND WINDOW WITH SAFETY GRILL & 8.00 MMS. BALLUVIL	
DOOR	WINDOW / VENT
F.D.D = 1.00 X 2.10	W = 1.00 X 1.71
D1 = 0.92 X 2.13	W1 = 1.24 X 1.50
D2 = 0.76 X 2.13	W2 = 1.22 X 1.50
F.D.D = 1.00 X 2.10	W3 = 0.68 X 1.50
G = OPEN GAP	W4 = 0.75 X 1.50
	V = 0.61 X 0.61

R.C.C. STAIR DETAILS		
	RESI.	COMM.
WIDTH	> 2.00 MT.	> 2.00 MT.
TREAD	> 0.30 MT.	0.30 MT.
RISER	> 0.16 MT.	0.16 MT.
GAP BETWEEN BALUSTER	> 0.15 MT.	0.15 MT.

COLOUR NOTE :-	RERA CALCULATION COLOUR NOTE:-
PROP. WORK	WASH & BALCONY
PROP. DRAINAGE	NET CARPET AREA LINE (RERA)
	EXTERNAL BOUNDARY LINE

LIFT DETAIL
MINIMUM CAPACITY 6 PERSONS.
DOOR MINIMUM WIDTH 0.90 MTS.
1.00 MTS. HEIGHT OF HANDRAIL IN LIFT CAR.

NOTE :
ELE. (FIRE) DUCT WITH 1.15 MT. HT.
PARAPET WALL & F.P.D.
SHUTTER ABOVE.

ENGINEER:-
(1) M/s. Gayatri Infrastructure, through its Author.Sign. Rajnikant K. Patel &
(2) Sunder Construction Pvt. Ltd through its Author. Sign. Shahil D. Shah
through its POA holder M/s. Shilp Infra's Author.Sign. Bhaskar J. Savaliya

FOR, SHILP INFRA
AUTH. SIGN./PARTNER

OWNER:-
KIRAN N. PATEL
AMC LIC NO. 0016ER07052500748
AMC LIC NO. 0015E20072516026
AMC LIC NO. CWS020160422261
411-Platinum Plaza, Opp. Rajhans Cinemas, Nikol, Ahmedabad.

ANKIT B. ANAGHAN
AMC LIC No. 001CW21102510118
42, Gitanagar Society, Charyasi, Punagam, Surat-395010.

COW:-
NARENDRA K. PATEL
M.Tech.(Str.)
HNS DESIGN STUDIO
42, Amrapali Axiom, 4th Floor, Bopal Junction, Sarkhej Road, Ambli, Ahmedabad - 380 054.
AMC LIC No. SD 0016101121

DEVELOPER:-

STR. ENGINEER:-
BHARGAV J. SAVALIYA
SOR Lic No.: 0015R28072510103
Plot No. 622/15+16, Shop No. 13, Agrasen Ind. Estate, Odhav, G.I.D.C., Ahmedabad-382415.

S.O.R.:-

આથી વિરોધ કર્યા સિવાયની વિગતવાર રજા ચલણ તા. ૧૧/૧૧/૧૧ ના રોજ સ્વીકારવામાં આવેલ છે.
પ્રમાણિત કરવામાં આવે છે કે આ નકશાઓ અને વિગતો કાયદાની રીતે સ્વીકારવામાં આવે છે.
આ નકશાઓ ફક્ત મંજુરી પૂરતાં જ માન્ય રહેશે.

આ નકશાઓ મંજુરી માટેની નોંધ, તા.૧૧/૧૧/૧૧ ના રોજ સ્વીકારવામાં આવેલ છે.
આ નકશાઓ મંજુરી માટેની અરજી તા.૧૧/૧૧/૧૧ ના રોજ સ્વીકારવામાં આવેલ છે.
આ નકશાઓ મંજુરી પૂરતાં જ માન્ય રહેશે.

T.D.O. Sub Inspector(B.P.S.P.) — T.D.O. Inspector (B.P.S.P.) — Asst. T.D.O. (B.P.S.P.)

PROP. B. AREA CALC. TYPICAL FLOOR:-
(3RD TO 13TH FL.)

(1) 27.71 X 22.20 X 1 = 615.16 SQ. MT.
LESS:-
(1) 03.66 X 3.77 X 1 = 13.80
(2) 01.64 X 3.19 X 1 = 05.23
(3) 9.42 X 4.15 X 1 = 39.09
(4) 07.02 X 4.15 X 1 = 29.13
(5) 00.89 X 9.03 X 1 = 08.04
TOTAL = 95.29 SQ. MT.
NET B-UP AREA TYPICAL FLOOR:-
(3RD TO 13TH FL.) = 519.87 SQ. MT.

BLOCK:- A
RESI. CARPET AREA (RERA) CALC.:-

FLAT NO. 301 TO 1301 , 303 TO 1303 ,
FLAT NO. 304 TO 1304
(1) 9.89 X 1.11 = 10.98
(2) 3.59 X 7.69 = 27.61
(3) 2.83 X 5.95 = 16.84
(4) 5.19 X 7.69 = 39.91
(5) 1.63 X 6.20 = 10.11
NET CARPET AREA = 105.45
BALCONY 3.35 X 1.11 = 03.72
WASH 2.83 X 1.74 = 04.92
TOTAL WASH & BALC. = 08.64

OPEN TERRACE:-
FLAT NO. 303
(1) 13.41 X 2.61 = 35.00
(2) 5.03 X 11.64 = 58.55
(3) 6.90 X 11.64 X 1/2 = 40.16
TOTAL OPEN TERRACE = 133.71

FLAT NO. 304
(1) 13.41 X 2.61 = 35.00
TOTAL OPEN TERRACE = 35.00

FLAT NO. 302 TO 1302
(1) 7.12 X 1.11 = 07.90
(2) 8.83 X 2.67 = 23.58
(3) 1.63 X 6.20 = 10.11
(4) 5.07 X 5.02 = 25.45
(5) 1.61 X 2.98 = 04.80
(6) 4.18 X 3.19 = 13.33
(7) 5.82 X 1.83 = 10.65
NET CARPET AREA = 95.82
BALCONY 3.35 X 1.11 = 03.72
WASH 1.61 X 2.04 = 03.28
TOTAL WASH & BALC. = 07.00

F.S.I. AREA CALC. 3RD TO 13TH FLOOR:-
B.A. ON 3RD TO 13TH FL.:- 519.87 SQ. MT.
LESS :-
(A) 11.27 X 4.15 X 1 = 46.77
(B) 03.15 X 1.00 X 2 = 06.30
TOTAL = 53.07 SQ. MT.
NET F.S.I. TYPICAL FLOOR
3RD TO 13TH FL. = 466.80 SQ. MT.

BLOCK:- A
UNIT BUILT-UP AREA CALCULATION

FLAT NO. 301 TO 1301 , 303 TO 1303 ,
FLAT NO. 304 TO 1304
(1) 13.41 X 7.54 = 101.11
(2) 11.84 X 1.49 = 17.64
NET BUILT-UP AREA = 118.75

FLAT NO. 302 TO 1302
(1) 1.58 X 7.54 = 11.91
(2) 9.06 X 9.02 = 81.72
(3) 2.02 X 5.25 = 10.61
(4) 1.64 X 2.06 = 03.38
NET BUILT-UP AREA = 107.62

GENERAL NOTES :-

- It is certified that plot under reference is surveyed by me and the dimensions of all sides of plot and plot area as shown in plan are measured by engineer on record and in accordance with ownership / revenue record.
- Engineer is fully responsible for leaving open space and margin.
- The depth and position of existing municipal manhole is verified by on site and premises can get drainage connection.
- It is certify that according to CGDCR 2017 all requirements for building are checked and necessary actions are taken .
- It is certify that according to the clause no. 4.4.3 of the CGDCR 2017, the structure of the building is design as per the norms of the Indian standards.
- Design of staircase and railing is provided as per the provision of the clause no. 13.1.11 and 13.1.12 of CGDCR-2017.
- Pedestrians ramp is provided as per the provision of the clause no. 13.1.14 of CGDCR 2017
- Lift is provided as per the provision of the clause no. 13.12 of CGDCR 2017.
- Water tank is provided as per the provision of the clause no. 13.6 of CGDCR 2017.
- letter box for each unit shall be provided at ground floor level for each unit.
- Water tank for fire safety requirement provided as per chapter no. 13.11 of CGDCR 2017.
- Electrical infrastructure shall be provided as per clause no. 13.11 of CGDCR 2017.
- Drinking water facility for disabled persons is provide as per the clause no. 13.8.2 of CGDCR 2017
- Drainage facility is provided as per the clause no. 13.10 of CGDCR 2017
- Signages of the parking place is to be provided as per the clause no. 13.7 of the CGDCR 2017.
- Entrance of the building is provided as per the clause no. 13.1.6 of CGDCR 2017.
- The paving of building unofficial plot as per the provision of the clause no. 13.1.3 of CGDCR 2017.
- The structure of the building is as per the norms of the specified in the Indian standard and take necessary action for the structural safety during the construction.
- Rain water storage tank and rain water harvesting system is provide as per the clause no. 17.2 of CGDCR 2017.
- Community bin provided as per the provision of the clause no. 17.2.4 & 17.2.5 of CGDCR 2017.
- Tree plantations is provided as per the clause no. 17.4 of CGDCR 2017.
- Fire safety system is provided as per chapter no. 14 of CGDCR 2017.
- Fire safety provisions shall be made as per the fire prevention and life safety measures regulation-2016 and fire prevention and life safety measures act-2013.
- Maintenance and upgradation of building is as per chapter no. 16 of CGDCR 2017.
- Marginal space & center slab shall have load bearing capacity of 40/60 tonnes per square meter shall be provided as per chapter no. 14 of CGDCR 2017 and fire prevention and fire safety act-2016
- Roof top solar energy installation & generation shall be provided as per clause no. 17.5.1 of CGDCR-2017.
- The glazed surface area of the external facade shall be non reflective and provided upto max of 50% of the total surface area of each facade with the provision of safety railing upto sill level as per no. 13.13 of c.g.d.c.r.-2017.
- Compound Wall Shall Not Be Constructed On Road Side Boundary As Per Notification No. GH/H/95 Of 20/8/8/PRO-102016/8/8-L , Dt- 21/07/2018 Regarding Fire Regulation-2016

1. HYDRANT SYSTEM:
ON/OFF switches located near the hose reel hose or hydrant outlet, at each floor the main FirePump at the underground water tank with a capacity to discharge 800 liters per minute at 3 bar. pressure as measured at the terrace level should be installed.
The Riser for the buildings exceeding 18 meters and above 18 meters height should not be of less than 100 mm. internal diameter. The riser should be connected to the bottom of the terrace tank with a stop value and a NRV to act as a Down - corner.
One riser is required for every 1000sq. meters floor area and if the building is divided into, two or more parts then each part should have a separate riser with all the fittings at floor level. Each floor should have one hydrant outlet with a coupling for attaching a 63 mm.dia hose & 25 mm.bore Hose-reel hose with 8 mm. SS. Shut-off nozzle at each floor landing. The length of the hose reel hose should be enough to reach the farthest corner of the floor. Hose-box with 15 meters long 63mm. dia. hose and 12.5 mm. bore nozzle at alternate floors. The Hose-reel hose should be coupled to the Riser.
Fire-service inlet should be installed at a point near the entry to the premises where a Fire service vehicle can approach easily.
A permanent hydrant point complying of 63 mm.dia size. 2nos of hydrant valves should be installed at the terrace level.
Overhead tank Refilling bypass connection should be done at the terrace level.
The Overhead tank shall be of a capacity of not less than 20,000 liters. The Underground tank shall be of not less than 1,00,000 liters.

2. FIRE LIFT :
The Fire-Lift and all its the lobbies shall be provided in ground automatically in case of electricity failure. Each building should have at least one lift as a Fire-Lift and if the building is divided into two or more parts then each should have a Fire-Lift. Lift-well should have blowers to pressurize the lift-well so connected that it will automatically operate when alarm call point is operate, so that it prevents the lift well getting smoke logged.

3. FIRE ALARM :
Fire alarm call point to be installed at each floor with sounders capable of being heard all throughout the building.

4. FIRE EXTINGUISHERS:
One Carbon Dioxide (CO2) type extinguisher of 4.5 kg. with ISI mark, and one extinguisher of 5kg. Dry Chemical Powder (DCP) type extinguisher with ISI mark to be installed on each-floor in case of commercial building.
One Carbon Dioxide (CO2) type extinguisher of 4.5 kg. with ISI mark, OR Two Carbon Dioxide (Co2) type extinguisher of 2 kg. with ISI mark capacity on alternate floors in case of residential building.
If the building is divided into two or more parts then each part should have these extinguishers installed.

5. STAIRCASE :
The staircase has to be open from at least one or two sides but if the staircase is in the centre core of the buildings it has to be pressurized to prevent it from getting smoke logged.
The Rise/Down-corner should be located in the staircase or close to in to make it easily approachable in case of Fire from the floor bellow or above.

6. BASEMENT :
The basement of 200 sq. meters or more should be protected with Automatic Sprinkler system with atleast one sprinkler head for actual Car parking space.
Additionally be protected by a Hydrant outlet and two 25 mm. bore Hose-reel hoses with 8 mm. bore nozzles at each basement level.

7. LIGHTENING ARRESTER :
A lightening arrester should also be Installed and be properly earthed to prevent damage to the building when the lightening strikes.

8. PHOTO LUMINESCENT (GLOW GLOW) SIGNAGE'S :
If the building falls in a confined area or if it has an enclosed staircase or is not well lit-up on the inside, then adequate photo luminescent (aka glow) signage's should be displayed at each floor / landing / pathway / dead-end along all exit routes leading to the ground level. The signage should indicate the lighting, fire safety equipment present on the respective floor/landing/pathway/dead-end and along all exit routes leading to the ground level.

9. ELECTRIC POWER SUPPLY TO THE ENTIRE FIRE-SAFETY SYSTEM
Electricity supply to the fire pump, fire alarm system, staircase pressurization system and fire lift should be made available from the main Electrical supply.
(i.e. from Electrical power supply of the company) This is to ensure availability of power supply to the fire protection & Safety system even after the main electrical supply to the building is switched off at the time of fire.

10.INDIVIDUAL FIRE SAFETY SYSTEM
FIRE SEFTY SYSTEM SHOULD BE PROVIDED IN IDIVIDUAL SHOW ROOM BY OWNER

IMPORTANT INSTRUCTIONS:
After Inspection of a low-rise building or building for the service authority,if the fire officer concerned feels th need for additional Fire prevention/protection measures
/ ventilation system required or equipment (i.e. - Passive system / Suppression system / Fire door - Window / Detection system / Active system / Sprinkler / Deracker etc.) as per Fire load / Firerick / Public gathering.
Potential / Occupancy / Confined area,
those additional measures / equipment have to be implemented / installed.

RESIDENCE								RESIDENCE							
FLOOR	UNIT NO.	UNIT BUILT-UP AREA	UNIT AREA BUILT-UP AREA	CARPET AREA (RERA)	BALCONY AREA (RERA)	WASH AREA (RERA)	OPEN TARRACE AREA (RERA)	FLOOR	UNIT NO.	UNIT BUILT-UP AREA	UNIT AREA BUILT-UP AREA	CARPET AREA (RERA)	BALCONY AREA (RERA)	WASH AREA (RERA)	OPEN TARRACE AREA (RERA)
BLOCK:- A								BLOCK:- A							
1ST FLOOR	101	118.75	226.37	105.45	03.72	04.92	-----	8TH FLOOR	801	118.75	463.87	105.45	03.72	04.92	-----
	102	107.62		95.82	03.72	03.28	-----		802	107.62		95.82	03.72	03.28	-----
2ND FLOOR	201	118.75	226.37	105.45	03.72	04.92	-----		803	118.75		105.45	03.72	04.92	-----
	202	107.62		95.82	03.72	03.28	-----		804	118.75		105.45	03.72	04.92	-----
3RD FLOOR	301	118.75	463.87	105.45	03.72	04.92	-----	9TH FLOOR	901	118.75	463.87	105.45	03.72	04.92	-----
	302	107.62		95.82	03.72	03.28	-----		902	107.62		95.82	03.72	03.28	-----
	303	118.75		105.45	03.72	04.92	133.71		903	118.75		105.45	03.72	04.92	-----
	304	118.75		105.45	03.72	04.92	35.00		904	118.75		105.45	03.72	04.92	-----
4TH FLOOR	401	118.75	463.87	105.45	03.72	04.92	-----	10TH FLOOR	1001	118.75	463.87	105.45	03.72	04.92	-----
	402	107.62		95.82	03.72	03.28	-----		1002	107.62		95.82	03.72	03.28	-----
	403	118.75		105.45	03.72	04.92	-----		1003	118.75		105.45	03.72	04.92	-----
	404	118.75		105.45	03.72	04.92	-----		1004	118.75		105.45	03.72	04.92	-----
5TH FLOOR	501	118.75	463.87	105.45	03.72	04.92	-----	11TH FLOOR	1101	118.75	463.87	105.45	03.72	04.92	-----
	502	107.62		95.82	03.72	03.28	-----		1102	107.62		95.82	03.72	03.28	-----
	503	118.75		105.45	03.72	04.92	-----		1103	118.75		105.45	03.72	04.92	-----
	504	118.75		105.45	03.72	04.92	-----		1104	118.75		105.45	03.72	04.92	-----
6TH FLOOR	601	118.75	463.87	105.45	03.72	04.92	-----	12TH FLOOR	1201	118.75	463.87	105.45	03.72	04.92	-----
	602	107.62		95.82	03.72	03.28	-----		1202	107.62		95.82	03.72	03.28	-----
	603	118.75		105.45	03.72	04.92	-----		1203	118.75		105.45	03.72	04.92	-----
	604	118.75		105.45	03.72	04.92	-----		1204	118.75		105.45	03.72	04.92	-----
7TH FLOOR	701	118.75	463.87	105.45	03.72	04.92	-----	13TH FLOOR	1301	118.75	463.87	105.45	03.72	04.92	-----
	702	107.62		95.82	03.72	03.28	-----		1302	107.62		95.82	03.72	03.28	-----
	703	118.75		105.45	03.72	04.92	-----		1303	118.75		105.45	03.72	04.92	-----
	704	118.75		105.45	03.72	04.92	-----		1304	118.75		105.45	03.72	04.92	-----
								TOTAL		5555.31	4936.41	178.56	214.84	168.71	

UNITS CALCULATION			
FLOOR	USE	EQUITY TENA.	
BLOCK		A	
		COMM.	RESI.
GROUND (S. P.)	SHOP	09	--
1ST FLOOR	RESI/OFF.	08	02
2ND FLOOR	RESI/OFF.	08	02
3RD FLOOR	RESI	--	04
4TH FLOOR	RESI	--	04
5TH FLOOR	RESI	--	04
6TH FLOOR	RESI	--	04
7TH FLOOR	RESI	--	04
8TH FLOOR	RESI	--	04
9TH FLOOR	RESI	--	04
10TH FLOOR	RESI	--	04
11TH FLOOR	RESI	--	04
12TH FLOOR	RESI	--	04
13TH FLOOR	RESI	--	04
TOTAL	SHOP/RESI	25	42

FIRE HYDRANT LEGEND		
SR.	SYMBOL	DISCRIPTION
1		FIRE HYDRANT SYSTEM PIPE MAIN
2		SINGLE HANDED HYDRANT VALVE
3		SLUICE VALVE
4		NON RETURN VALVE
5		LANDING HYDRANT VALVE
6		FIRE HOSE BOX
7		FIRST AID HOSE REEL
8		DC.P & CD-2
9		TWO WAY SIAMESE CONNECTION
10		RISE OR DROP
11		REDUCER
12		COURT YARD HYDRANT VALVE
13		SPRINKLERED

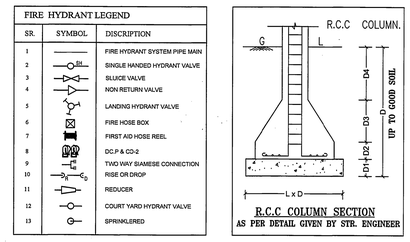

R.C.C COLUMN SECTION
AS PER DETAIL GIVEN BY STR. ENGINEER

PROP. B. AREA CALC. ON STAIR CABIN:-
(1) 11.27 X 4.61 X 1 = 51.95 SQ. MT.
(2) 04.00 X 1.00 X 1 = 04.00 SQ. MT.
TOTAL = 55.95 SQ. MT.
NET B-UP AREA ON STAIR CABIN:-
= 55.95 SQ. MT.

PROP. B-UP AREA CALCULATION ON
LIFT MACHINE ROOM & O.H.W.T.:-
(1) 4.81 X 4.61 X 1 = 22.17 SQ. MT.
(2) 4.21 X 4.61 X 1 = 19.41 SQ. MT.
TOTAL = 41.58 SQ. MT.
NET B-UP AREA ON
LIFT MACHINE ROOM & O.H.W.T.:-
= 41.58 SQ. MT.

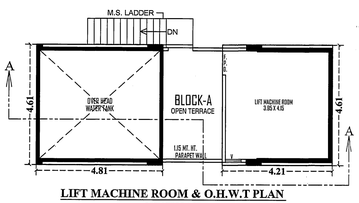

LIFT MACHINE ROOM & O.H.W.T PLAN
OPEN TERRACE

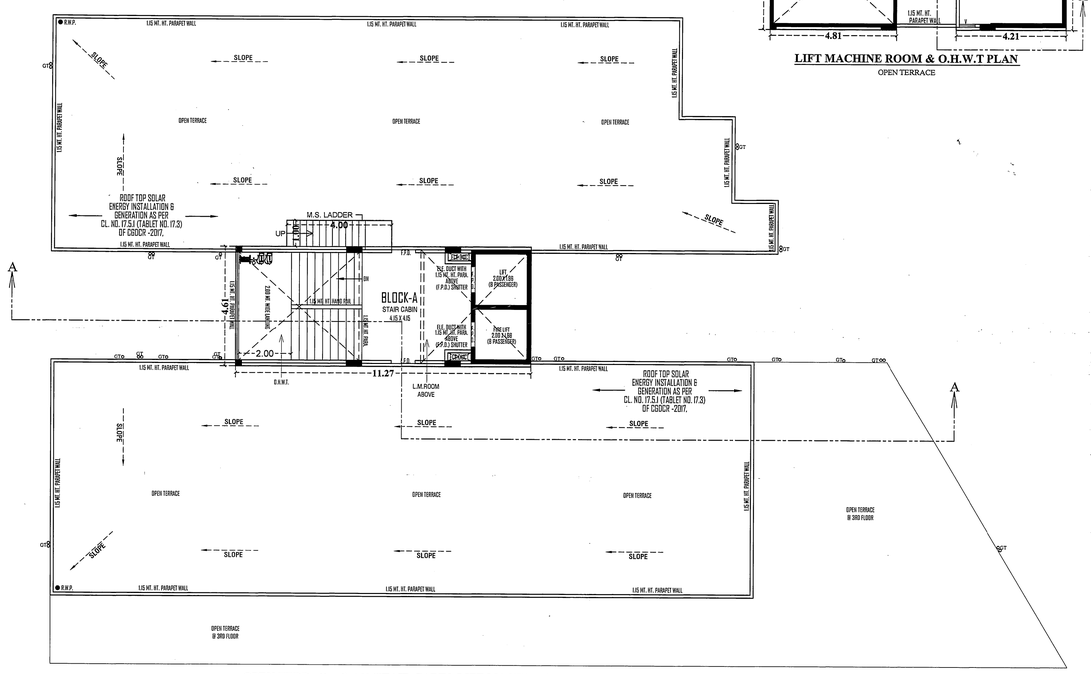

OPEN TERRACE PLAN (STAIR CABIN, LIFT MACH.ROOM & O.H.W.T.)
NOTE :- ALL OUTER & INTERNAL WALL ARE OF 0.12 MT. TH. B/K WALL

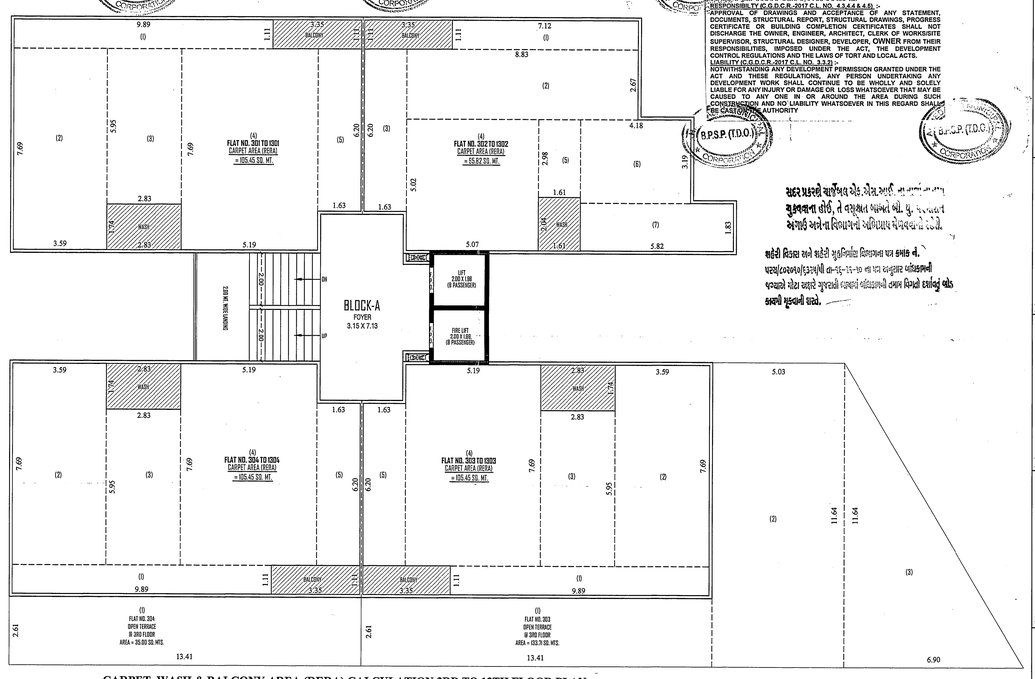

CARPET, WASH & BALCONY AREA (RERA) CALCULATION 3RD TO 13TH FLOOR PLAN
NOTE :- ALL OUTER & INTERNAL WALL ARE OF 0.12 MT. TH. B/K WALL

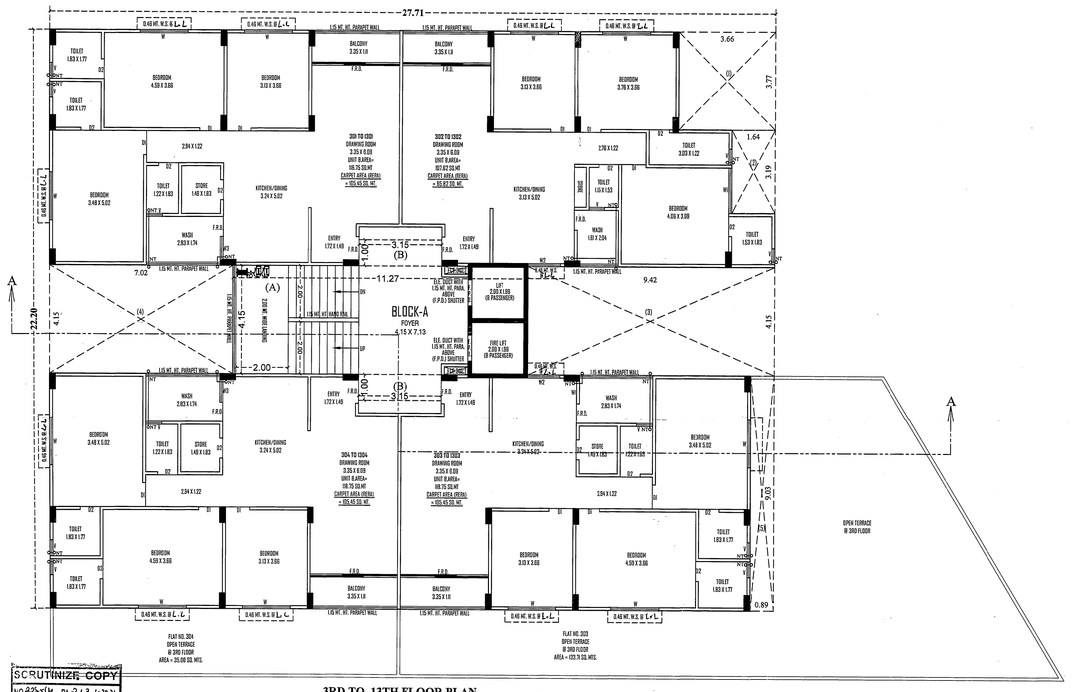

3RD TO 13TH FLOOR PLAN
NOTE :- ALL OUTER & INTERNAL WALL ARE OF 0.12 MT. TH. B/K WALL

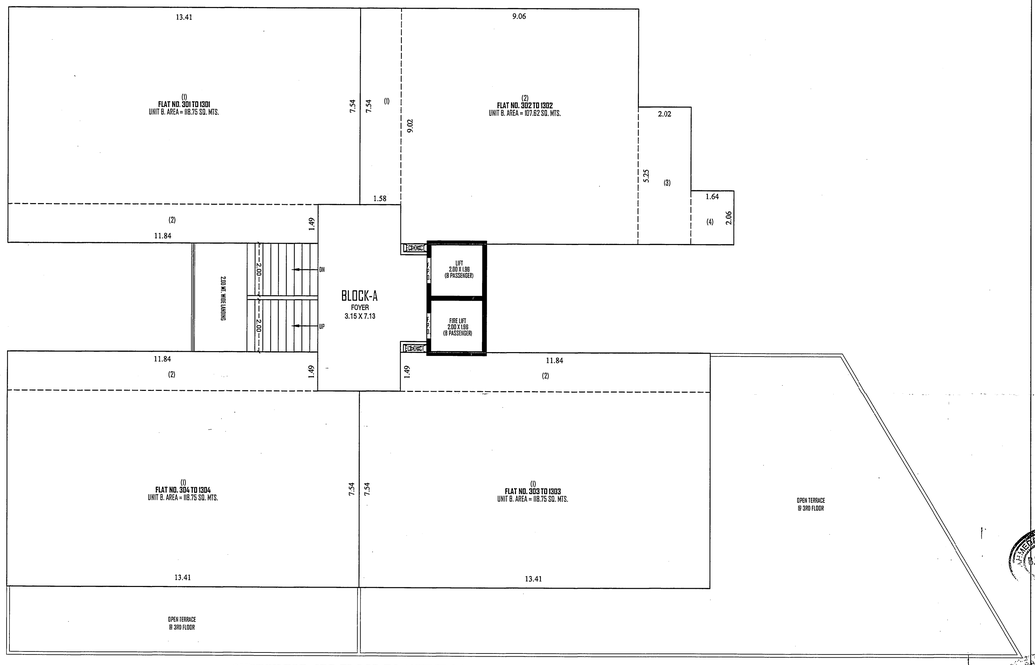

SKETCH FOR 3RD FLOOR TO 13TH FLOOR PLAN (BLOCK - A)

3RD TO 13TH FLOOR PLAN & OPEN TERRACE PLAN — SHEET NO.:- 4/15

PLAN SHOWING PROPOSED (RESIDENCE + COMMERCIAL) BUILDING ON F.P. NO. 27 OF FINAL T.P.S. NO.:-71(MUTHIYA) , [SUR.NO.:-58 , O.P. NO:- 27]
MOJE.:- MUTHIYA, TA.:- ASARWA, DIST.:- AHMEDABAD

SCALE:- 1.00 CM = 1.00 MT. | BLOCK:- A
ZONE:- RESIDENTIAL-1 (R1) | USE:- RESIDENCE + COMMERCIAL

B.AREA TABLE	SQ. MTS.
PROP. B.AREA ON BASEMENT FLOOR	= 8448.10 SQ. MTS.
PROP. B.AREA ON GROUND FL.(HOLLOW PLINTH)	= 277.69 SQ. MTS.
PROP. B.AREA ON GROUND FL.(SOLID PLINTH COMM.)	= 410.89 SQ. MTS.
PROP. B.AREA ON 1 ST.FLOOR (COMM. 410.89+277.69 RESI.)	= 688.58 SQ. MTS.
PROP. B.AREA ON 2 ND.FLOOR (COMM. 410.89+277.69 RESI.)	= 688.58 SQ. MTS.
PROP. B.AREA ON 3 RD.FLOOR	= 519.87 SQ. MTS.
PROP. B.AREA ON 4 TH.FLOOR	= 519.87 SQ. MTS.
PROP. B.AREA ON 5 TH.FLOOR	= 519.87 SQ. MTS.
PROP. B.AREA ON 6 TH.FLOOR	= 519.87 SQ. MTS.
PROP. B.AREA ON 7 TH.FLOOR	= 519.87 SQ. MTS.
PROP. B.AREA ON 8 TH.FLOOR	= 519.87 SQ. MTS.
PROP. B.AREA ON 9 TH.FLOOR	= 519.87 SQ. MTS.
PROP. B.AREA ON 10 TH.FLOOR	= 519.87 SQ. MTS.
PROP. B.AREA ON 11 TH.FLOOR	= 519.87 SQ. MTS.
PROP. B.AREA ON 12 TH.FLOOR	= 519.87 SQ. MTS.
PROP. B.AREA ON 13 TH.FLOOR	= 519.87 SQ. MTS.
PROP. B.AREA ON STAIR CABIN	= 55.95 SQ. MTS.
PROP. B.AREA ON LIFT ROOM	= 41.58 SQ. MTS.
PROP. B.AREA TOTAL	= 16329.94 SQ. MTS.

F.S.I. AREA TABLE	SQ. MTS.
F.S.I. ON GROUND FL.(SOLID PLINTH COMM.)	= 389.38 SQ. MTS.
F.S.I. ON 1 ST.FLOOR (COMM. 385.15+227.77 RESI.)	= 612.92 SQ. MTS.
F.S.I. ON 2 ND.FLOOR (COMM. 385.15+227.77 RESI.)	= 612.92 SQ. MTS.
F.S.I. ON 3 RD.FLOOR	= 466.80 SQ. MTS.
F.S.I. ON 4 TH.FLOOR	= 466.80 SQ. MTS.
F.S.I. ON 5 TH.FLOOR	= 466.80 SQ. MTS.
F.S.I. ON 6 TH.FLOOR	= 466.80 SQ. MTS.
F.S.I. ON 7 TH.FLOOR	= 466.80 SQ. MTS.
F.S.I. ON 8 TH.FLOOR	= 466.80 SQ. MTS.
F.S.I. ON 9 TH.FLOOR	= 466.80 SQ. MTS.
F.S.I. ON 10 TH.FLOOR	= 466.80 SQ. MTS.
F.S.I. ON 11 TH.FLOOR	= 466.80 SQ. MTS.
F.S.I. ON 12 TH.FLOOR	= 466.80 SQ. MTS.
F.S.I. ON 13 TH.FLOOR	= 466.80 SQ. MTS.
TOTAL F.S.I. AREA	= 6750.02 SQ. MTS.

SCHEDULE OF DOOR & WINDOW
NOTE:FULL GLASS WINDOW WITH SAFETY GRILL & 0.60 MM. SILLVERS.

DOOR		WINDOW / VENT	
F.R.D.= 1.00 X 2.13		W = 1.83 X 1.71	
D1 = 0.92 X 2.13		W1 = 1.74 X 1.56	
D2 = 0.76 X 2.13		W2 = 1.22 X 1.56	
F.R.D.= 3.35 X 2.63		W3 = 0.98 X 1.56	
G = OPEN GAP		W4 = 0.75 X 1.56	
		V = 0.61 X 0.61	

R.C.C. STAIR DETAILS

	RESI.	COMM.
WIDTH :-	2.00 MT.	1.50 MT.
TREAD :-	0.30 MT.	0.30 MT.
RISER :-	0.16 MT.	0.16 MT.
GAP BETWEEN :-	0.15 MT.	0.15 MT.
BALUSTER :-		

COLOUR NOTE :
PROP. WORK
PROP. DRAINAGE

RERA CALCULATION COLOUR NOTE:-
WASH & BALCONY
NET CARPET AREA LINE (RERA)
EXTERNAL BOUNDARY LINE

LIFT DETAIL
MINIMUM CAPACITY 6 PERSONS.
DOOR MINIMUM WIDTH 0.90 MTS.
1.00 MTS. HEIGHT OF HANDRAIL IN LIFT CAR.

NOTE :
ELE. (FIRE) DUCT WITH 1.15 MT. HT.
PARAPET WALL & F.P.D.
SHUTTER ABOVE.

(1) M/s. Gayatri Infrastructure through Its Autho.Sign. Rajnibhai K. Patel &
(2) Sundar Construction Pvt. L through Its Autho. Sign. Sushil D. Shah
through Its POA holder M/s. S Infra's Autho.Sign. Bhaskarbh.

FOR, SHILP INFRA
AUTH. SIGN./PARTNER

OWNER:-

KIRAN N. PATEL
AMC LIC NO. 001ER27052500748
AMC LIC NO. 001SE28072510026
AMC LIC NO. CW052010042 2R1
411-Platinum Plaza, Opp. Rajhans Cinemas, Nikol, Ahmedabad.
ENGINEER:-

ANKIT B. ANAGHAN
AMC LIC No. 001CW2 .102510118
42, Gitanagar Society, Choryasi, Punagam, Surat-395010.
COW:-

વીરલ ગ્રાન્ડિનિલાલ પ્રજાપતિ
બી-૨૮, પુનમિલા, આશ્રમપાર્ક સોસાયટી સામે, સેટલાઈટ રીંગ રોડ, વસ્ત્રાપુર, અમદાવાદ-૩૮૦૦૧૫.
Lic. No. : DEV 116020023 Dt. 30/08/2013
(M) 9033260930
DEVELOPER:-

NARENDRA K. PATEL
M.Tech.(Str.)
HNS DESIGN STUDIO
42, Amrapali Axiom, 4th Floor, Bopal Junction, S.P. Ring Road, Ambli, Ahmedabad, Gujarat - 380 054.
AMC LIC No. SD 0518101121
STR. ENGINEER:-

BHARGAV J. SAVALIYA
SOR Lic No. : 0015R28072510103
Plot No. 622/15+16, Shop No. 13, Agrasen Ind. Estate, Odhav, G.I.D.C., Ahmedabad-382415.
S.O.R.:-

Ahmedabad Municipal Corporation
Case No. : BHNTIN/2/0401211/GDCR/V/A/480/R0/M1 — Zone: NORTH
Plan Approved as per terms and condition mentioned in the Commencement Certificate
Raja Chitthi Number : 0407/0401211/A480R0/M1
Date : 2010.3.12

T.D. Sub Inspector(B.P.S.P.) | T.D. Inspector (B.P.S.P.) | Asst. T.D.O. (B.P.S.P.)

SCRUTINIZE COPY
NO. 2/3/11 Dt. 2/3/2011
TDO, BPSP, AMC

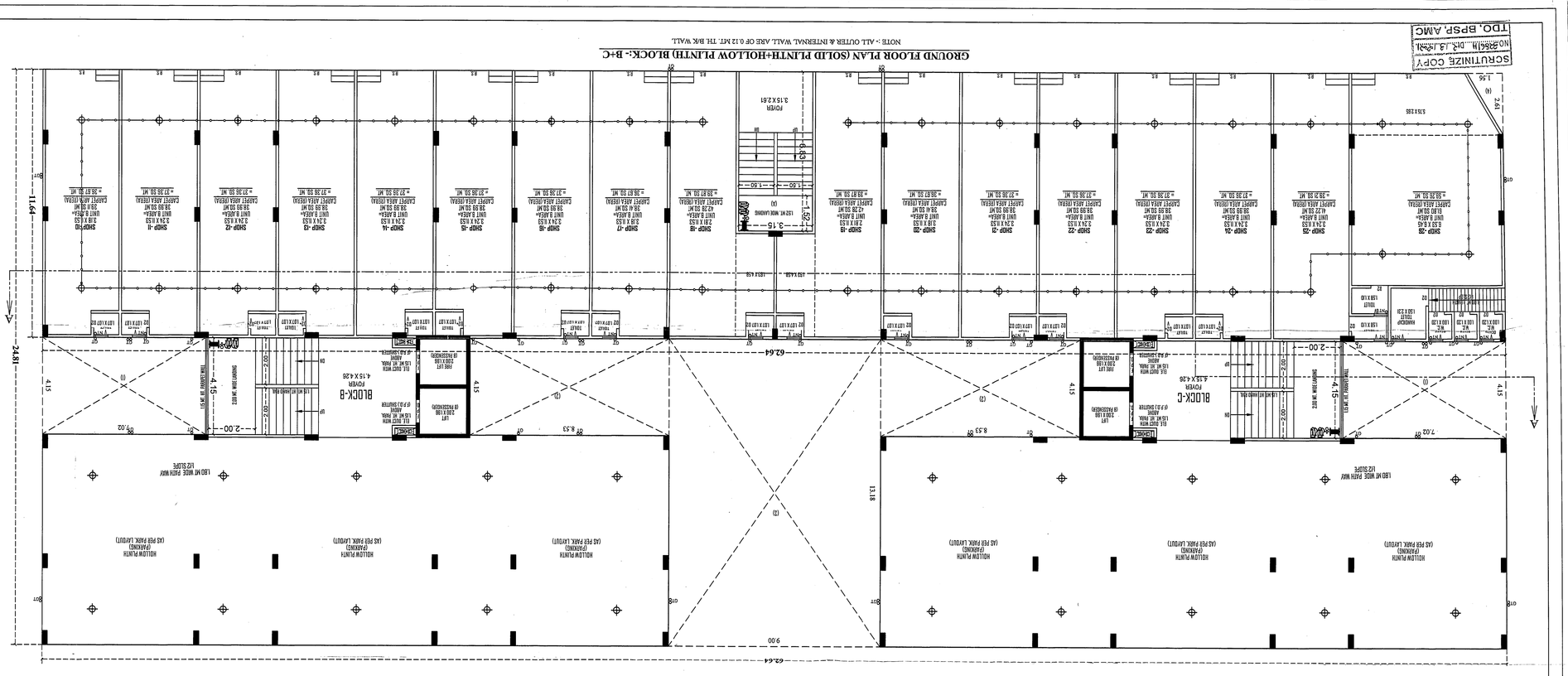
GROUND FLOOR PLAN (SOLID PLINTH+HOLLOW PLINTH) BLOCK:- B+C
NOTE - ALL OUTER & INTERNAL WALL ARE OF 0.12 MT. THK B/C WALL
SCRUTINIZE COPY
TDO, BSP& AMC
SANITARY BLOCK
BLOCK-C
BLOCK-B
SHOP-1
SHOP-2
SHOP-3
SHOP-4
SHOP-5
SHOP-6
SHOP-7
SHOP-8
SHOP-9
SHOP-10
SHOP-11
SHOP-12
SHOP-13
SHOP-14
SHOP-15
SHOP-16
SHOP-17
SHOP-18
SHOP-19
SHOP-20
SHOP-21
SHOP-22
SHOP-23
SHOP-24
SHOP-25
SHOP-26
SHOP-27
SHOP-28
SHOP-29
SHOP-30
SHOP-31
SHOP-32
SHOP-33
SHOP-34
SHOP-35
SHOP-36
SHOP-37
SHOP-38
SHOP-39
SHOP-40

BLOCK-C
FOYER
3.15 X 5.64
BLOCK-B
FOYER
3.15 X 5.64
FLAT NO. 101,201
CARPET AREA (RERA)
= 105.45 SQ. MT.
FLAT NO. 102,202
CARPET AREA (RERA)
= 105.45 SQ. MT.
FLAT NO. 103,203
CARPET AREA (RERA)
= 105.45 SQ. MT.
FLAT NO. 104,204
CARPET AREA (RERA)
= 105.45 SQ. MT.
OFFICE - 124,224
CARPET AREA (RERA)
= 72.89 SQ. MT.
OFFICE - 123,223
CARPET AREA (RERA)
= 28.87 SQ. MT.
OFFICE - 122,222
CARPET AREA (RERA)
= 28.87 SQ. MT.
OFFICE - 121,221
CARPET AREA (RERA)
= 28.87 SQ. MT.
OFFICE - 120,220
CARPET AREA (RERA)
= 28.87 SQ. MT.
OFFICE - 119,219
CARPET AREA (RERA)
= 28.87 SQ. MT.
OFFICE - 118,218
CARPET AREA (RERA)
= 28.33 SQ. MT.
OFFICE - 117,217
CARPET AREA (RERA)
= 32.93 SQ. MT.
OFFICE - 116,216
CARPET AREA (RERA)
= 32.93 SQ. MT.
OFFICE - 115,215
CARPET AREA (RERA)
= 28.33 SQ. MT.
OFFICE - 114,214
CARPET AREA (RERA)
= 28.87 SQ. MT.
OFFICE - 113,213
CARPET AREA (RERA)
= 28.87 SQ. MT.
OFFICE - 112,212
CARPET AREA (RERA)
= 28.87 SQ. MT.
OFFICE - 111,211
CARPET AREA (RERA)
= 28.87 SQ. MT.
OFFICE - 110,210
CARPET AREA (RERA)
= 28.87 SQ. MT.
OFFICE - 109,209
CARPET AREA (RERA)
= 74.81 SQ. MT.
LIFT
(8 PASSENGERS)
FIRE LIFT
(8 PASSENGERS)
DRAWING/DIN SHEET
LIFT MACHINE ROOM
LIFT MACHINE ROOM
LIFT MACHINE ROOM

SKETCH FOR 3RD FLOOR TO 13TH FLOOR PLAN (BLOCK - B+C)

CARPET, WASH & BALCONY AREA (RERA) CALCULATION 3RD TO 13TH FLOOR PLAN

NOTE :- ALL OUTER & INTERNAL WALL ARE OF 0.12 MT. TH. B/K WALL

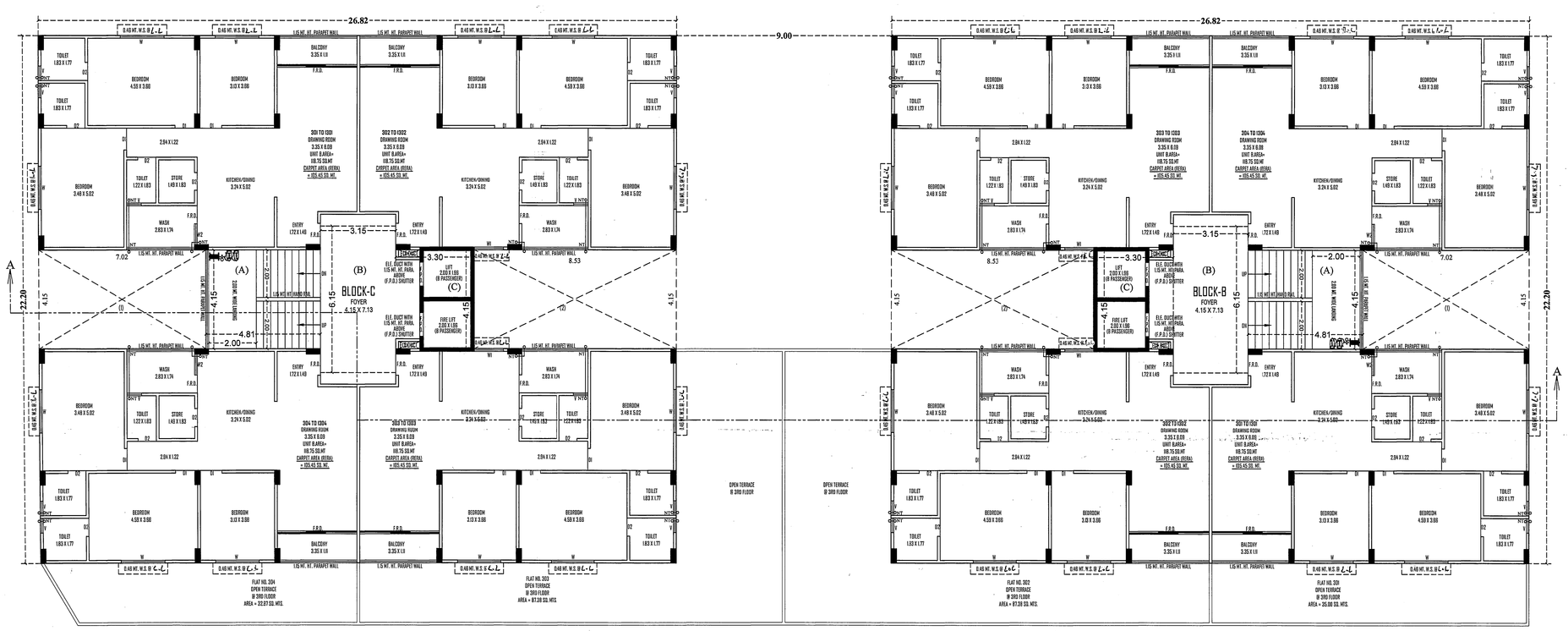

3RD TO 13TH FLOOR PLAN

NOTE :- ALL OUTER & INTERNAL WALL ARE OF 0.12 MT. TH. B/K WALL

SCRUTINIZE COPY
NO. [illegible] DT. [illegible]
BPSP, AMC

FLOOR	UNIT NO.	UNIT BUILT-UP AREA	UNIT AREA BUILT-UP AREA	CARPET AREA (RERA)	BALCONY AREA (RERA)	WASH AREA (RERA)	OPEN TARRACE AREA (RERA)
			BLOCK:- B				
1ST FLOOR	103	118.75	237.50	105.45	03.72	04.92	-----
	104	118.75		105.45	03.72	04.92	-----
2ND FLOOR	203	118.75	237.50	105.45	03.72	04.92	-----
	204	118.75		105.45	03.72	04.92	-----
3RD FLOOR	301	118.75	475.00	105.45	03.72	04.92	35.00
	302	118.75		105.45	03.72	04.92	87.38
	303	118.75		105.45	03.72	04.92	-----
	304	118.75		105.45	03.72	04.92	-----
4TH FLOOR	401	118.75	475.00	105.45	03.72	04.92	-----
	402	118.75		105.45	03.72	04.92	-----
	403	118.75		105.45	03.72	04.92	-----
	404	118.75		105.45	03.72	04.92	-----
5TH FLOOR	501	118.75	475.00	105.45	03.72	04.92	-----
	502	118.75		105.45	03.72	04.92	-----
	503	118.75		105.45	03.72	04.92	-----
	504	118.75		105.45	03.72	04.92	-----
6TH FLOOR	601	118.75	475.00	105.45	03.72	04.92	-----
	602	118.75		105.45	03.72	04.92	-----
	603	118.75		105.45	03.72	04.92	-----
	604	118.75		105.45	03.72	04.92	-----
7TH FLOOR	701	118.75	475.00	105.45	03.72	04.92	-----
	702	118.75		105.45	03.72	04.92	-----
	703	118.75		105.45	03.72	04.92	-----
	704	118.75		105.45	03.72	04.92	-----
8TH FLOOR	801	118.75	475.00	105.45	03.72	04.92	-----
	802	118.75		105.45	03.72	04.92	-----
	803	118.75		105.45	03.72	04.92	-----
	804	118.75		105.45	03.72	04.92	-----
9TH FLOOR	901	118.75	475.00	105.45	03.72	04.92	-----
	902	118.75		105.45	03.72	04.92	-----
	903	118.75		105.45	03.72	04.92	-----
	904	118.75		105.45	03.72	04.92	-----
10TH FLOOR	1001	118.75	475.00	105.45	03.72	04.92	-----
	1002	118.75		105.45	03.72	04.92	-----
	1003	118.75		105.45	03.72	04.92	-----
	1004	118.75		105.45	03.72	04.92	-----
11TH FLOOR	1101	118.75	475.00	105.45	03.72	04.92	-----
	1102	118.75		105.45	03.72	04.92	-----
	1103	118.75		105.45	03.72	04.92	-----
	1104	118.75		105.45	03.72	04.92	-----
12TH FLOOR	1201	118.75	475.00	105.45	03.72	04.92	-----
	1202	118.75		105.45	03.72	04.92	-----
	1203	118.75		105.45	03.72	04.92	-----
	1204	118.75		105.45	03.72	04.92	-----
13TH FLOOR	1301	118.75	475.00	105.45	03.72	04.92	-----
	1302	118.75		105.45	03.72	04.92	-----
	1303	118.75		105.45	03.72	04.92	-----
	1304	118.75		105.45	03.72	04.92	-----
TOTAL			5700.00	5061.60	178.56	236.16	122.38

FLOOR	UNIT NO.	UNIT BUILT-UP AREA	UNIT AREA BUILT-UP AREA	CARPET AREA (RERA)	BALCONY AREA (RERA)	WASH AREA (RERA)	OPEN TARRACE AREA (RERA)
			BLOCK:- C				
1ST FLOOR	101	118.75	237.50	105.45	03.72	04.92	-----
	102	118.75		105.45	03.72	04.92	-----
2ND FLOOR	201	118.75	237.50	105.45	03.72	04.92	-----
	202	118.75		105.45	03.72	04.92	-----
3RD FLOOR	301	118.75	475.00	105.45	03.72	04.92	-----
	302	118.75		105.45	03.72	04.92	-----
	303	118.75		105.45	03.72	04.92	87.38
	304	118.75		105.45	03.72	04.92	32.97
4TH FLOOR	401	118.75	475.00	105.45	03.72	04.92	-----
	402	118.75		105.45	03.72	04.92	-----
	403	118.75		105.45	03.72	04.92	-----
	404	118.75		105.45	03.72	04.92	-----
5TH FLOOR	501	118.75	475.00	105.45	03.72	04.92	-----
	502	118.75		105.45	03.72	04.92	-----
	503	118.75		105.45	03.72	04.92	-----
	504	118.75		105.45	03.72	04.92	-----
6TH FLOOR	601	118.75	475.00	105.45	03.72	04.92	-----
	602	118.75		105.45	03.72	04.92	-----
	603	118.75		105.45	03.72	04.92	-----
	604	118.75		105.45	03.72	04.92	-----
7TH FLOOR	701	118.75	475.00	105.45	03.72	04.92	-----
	702	118.75		105.45	03.72	04.92	-----
	703	118.75		105.45	03.72	04.92	-----
	704	118.75		105.45	03.72	04.92	-----
8TH FLOOR	801	118.75	475.00	105.45	03.72	04.92	-----
	802	118.75		105.45	03.72	04.92	-----
	803	118.75		105.45	03.72	04.92	-----
	804	118.75		105.45	03.72	04.92	-----
9TH FLOOR	901	118.75	475.00	105.45	03.72	04.92	-----
	902	118.75		105.45	03.72	04.92	-----
	903	118.75		105.45	03.72	04.92	-----
	904	118.75		105.45	03.72	04.92	-----
10TH FLOOR	1001	118.75	475.00	105.45	03.72	04.92	-----
	1002	118.75		105.45	03.72	04.92	-----
	1003	118.75		105.45	03.72	04.92	-----
	1004	118.75		105.45	03.72	04.92	-----
11TH FLOOR	1101	118.75	475.00	105.45	03.72	04.92	-----
	1102	118.75		105.45	03.72	04.92	-----
	1103	118.75		105.45	03.72	04.92	-----
	1104	118.75		105.45	03.72	04.92	-----
12TH FLOOR	1201	118.75	475.00	105.45	03.72	04.92	-----
	1202	118.75		105.45	03.72	04.92	-----
	1203	118.75		105.45	03.72	04.92	-----
	1204	118.75		105.45	03.72	04.92	-----
13TH FLOOR	1301	118.75	475.00	105.45	03.72	04.92	-----
	1302	118.75		105.45	03.72	04.92	-----
	1303	118.75		105.45	03.72	04.92	-----
	1304	118.75		105.45	03.72	04.92	-----
TOTAL			5700.00	5061.60	178.56	236.16	120.35

BLOCK:- B
UNIT BUILT-UP AREA CALCULATION

FLAT NO. 301 TO 1301 , 302 TO 1302
FLAT NO. 303 TO 1303 , 304 TO 1304

(1) 13.41 X 7.54 = 101.11
(2) 11.84 X 1.49 = 17.64
NET BUILT-UP AREA = 118.75

BLOCK:- B
RESI. CARPET AREA (RERA) CALC:-

FLAT NO. 301 TO 1301 , 302 TO 1302
FLAT NO. 303 TO 1303 , 304 TO 1304

(1) 9.89 X 1.11 = 10.98
(2) 3.59 X 7.69 = 27.61
(3) 2.83 X 5.95 = 16.84
(4) 5.19 X 7.69 = 39.91
(5) 1.63 X 6.20 = 10.11
NET CARPET AREA = 105.45
BALCONY 3.35 X 1.11 = 03.72
WASH 2.83 X 1.74 = 04.92
TOTAL WASH & BALC. = 08.64

OPEN TERRACE:-

FLAT NO. 301
(1) 13.41 X 2.61 = 35.00
TOTAL OPEN TERRACE = 35.00

FLAT NO. 302
(1) 13.41 X 2.61 = 35.00
(2) 4.50 X 11.64 = 52.38
TOTAL OPEN TERRACE = 87.38

PROP. B. AREA CALC. TYPICAL FLOOR:-
(3RD TO 13TH FL.)

(1) 26.82 X 22.20 X 2 = 1190.81 SQ. MT.

LESS:-
(1) 7.02 X 4.15 X 2 = 58.27
(2) 8.53 X 4.15 X 2 = 70.80
TOTAL = 129.07 SQ. MT.

NET B-UP AREA TYPICAL FLOOR:-
(3RD TO 13TH FL.) = 1061.74 SQ. MT.

F.S.I. AREA CALC. 3RD TO 13TH FLOOR:-
B.A. ON 3RD TO 13TH FL:- 1061.74 SQ. MT.

LESS :-
(A) 4.81 X 4.15 X 2 = 39.92
(B) 3.15 X 6.15 X 2 = 38.75
(C) 3.30 X 4.15 X 2 = 27.39
TOTAL = 106.06 SQ. MT.
NET F.S.I. TYPICAL FLOOR
3RD TO 13TH FL. = 955.68 SQ. MT.

BLOCK:- C
UNIT BUILT-UP AREA CALCULATION

FLAT NO. 301 TO 1301 , 302 TO 1302
FLAT NO. 303 TO 1303 , 304 TO 1304

(1) 13.41 X 7.54 = 101.11
(2) 11.84 X 1.49 = 17.64
NET BUILT-UP AREA = 118.75

BLOCK:- C
RESI. CARPET AREA (RERA) CALC:-

FLAT NO. 301 TO 1301 , 302 TO 1302
FLAT NO. 303 TO 1303 , 304 TO 1304

(1) 9.89 X 1.11 = 10.98
(2) 3.59 X 7.69 = 27.61
(3) 2.83 X 5.95 = 16.84
(4) 5.19 X 7.69 = 39.91
(5) 1.63 X 6.20 = 10.11
NET CARPET AREA = 105.45
BALCONY 3.35 X 1.11 = 03.72
WASH 2.83 X 1.74 = 04.92
TOTAL WASH & BALC. = 08.64

OPEN TERRACE:-

FLAT NO. 301
(1) 13.41 X 2.61 = 35.00
(2) 4.50 X 11.64 = 52.38
TOTAL OPEN TERRACE = 87.38

FLAT NO. 304
(1) 11.85 X 2.61 = 30.93
(2) 1.56 X 2.61 X 1/2 = 02.04
TOTAL OPEN TERRACE = 32.97

UNITS CALCULATION			
FLOOR	USE	EQUITY TENA.	
BLOCK		B+C	
		COMM.	RESI.
GROUND (S. P.)	SHOP	17	--
1ST FLOOR	RESI/OFF.	16	04
2ND FLOOR	RESI/OFF.	16	04
3RD FLOOR	RESI	--	08
4TH FLOOR	RESI	--	08
5TH FLOOR	RESI	--	08
6TH FLOOR	RESI	--	08
7TH FLOOR	RESI	--	08
8TH FLOOR	RESI	--	08
9TH FLOOR	RESI	--	08
10TH FLOOR	RESI	--	08
11TH FLOOR	RESI	--	08
12TH FLOOR	RESI	--	08
13TH FLOOR	RESI	--	08
TOTAL	SHOP/RESI	49	96

GENERAL NOTES :-

- It is certified that plot under reference is surveyed by me and the dimensions of all sides of plot and plot area, as shown in plan are measured by engineer on record and in accordance with ownership / revenue record.
- Engineer is fully responsible for leaving open spaces and margin.
- The depth and position of existing municipal manhole is verified by on site and premises can get drainage connection.
- It is certify that according to GDCR 2017 all requirements of the building are checked and necessary actions are taken.
- It is certify that according to the clause no. 4.4.3 of the GDCR 2017, the structure of the building is design as per the norms of the Indian standards.
- Design of staircase and railing is provided as per the provision of the clause no. 13.11 and 13.13.04 GDCR 2017.
- Pedestrians ramp is provided as per the provision of the clause no. 13.1.14 of GDCR 2017.
- Lift is provided as per the provision of the clause no. 13.12 of GDCR 2017.
- Water tank is provided as per the provision of the clause no. 13.8 of GDCR 2017.
- water line for each unit shall be provided at ground floor level for each unit.
- Water tank for fire safety requirement provided as per chapter no. 13.11 of GDCR 2017.
- Electrical infrastructure shall be provided as per clause no. 13.11 of GDCR 2017.
- Drinking water facility for disabled persons is provide as per the clause no. 13.8.2 of GDCR 2017.
- Drainage facility is provided as per the clause no. 13.10 of GDCR 2017.
- Signage of the parking place is to be provided as per the clause no. 13.7 of the GDCR 2017.
- Entrance of the building is provided as per the clause no. 13.1.8 of GDCR 2017.
- The paving of building unofficial plot as per the provision of the clause no. 13.1.3 of GDCR 2017.
- The structure of the building is as per the norms of the specified in the Indian standard and take necessary action for the structural safety during the construction.
- Rain water storage tank and rain water harvesting system is provided as per the clause no. 17.2 of GDCR 2017.
- Community bin provided as per the provision of the clause no. 17.2.6.4.2 GDCR 2017.
- Tree plantation is provided as per the clause no. 17.4.2 of GDCR 2017.
- Fire safety system is provided as per chapter no. 14 of GDCR 2017.
- Fire safety provisions shall be made as per the fire prevention and life safety measures regulations-2019 and fire prevention and life safety measures act-2013.
- Maintenance and upgradation of building is as per chapter no. 18 of GDCR 2017.
- Marginal space & parking slab shall have load bearing capacity of 4000 kgmsq per square meter shall be provided as per chapter no. 14 of GDCR 2017 and fire prevention and fire safety act-2013.
- Roof top solar energy installation & generation shall be provided as per clause no. 17.5.1 of GDCR-2017.
- The glazed surface area of the external facade shall be non - reflective and provided units max of 50% of the total surface area of each facade with the provision of safety railing units, sill level as per no. 13.13 of e.p.d.v.-2017.
- Compound Wall Shall Not Be Constructed On Road Side Boundary As Per Notification No. GH/VISS/OF. 2019/BPRO-110219-6084-L , Dt- 21/07/2019 Regarding Fire Regulation-2019.

3. HYDRANT SYSTEM:
ON/OFF switches located near the base reel hose or hydrant outlet, at each floor the main FirePump at the underground water tank with a capacity to discharge 900 liters per minute at 3 bar. pressure as measured at the landing level should be installed.
The Riser for the buildings exceeding 18 meters and above 18 meters height should not be of less than 100 mm. internal diameter. The riser should be connected to the bottom of the terrace tank with a stop valve for the Fire Brigade to pump water.
One riser is required for every 1000sq. meters floor area and if the building is divided into two or more parts then each part should have a separate riser with all the fittings at floor level. Each floor should have one hydrant outlet with a coupling for attaching a 63 mm.dia hose & 02 mm.dia Nozzle + hose with 8 mm. SS. Shutoff nozzle at each floor landing. The length of the hose reel hose should be enough to reach the farthest corner of the floor. Hose box with 15 meters long 63mm. dia. hose and 12.5 mm. bore nozzle at alternate floors. The Hose reel hose should be coupled to the Riser.
Fire service inlet should be installed at a point near the entry to the premises at a height of 1.5 meters from the ground level.
A permanent hydrant point comprising of 63 mm.dia (one 2mm.dia of hydrant valves should be installed at the terrace level.
Overhead tank Refilling bypass connection should be done at the terrace level. The Overhead tank shall be of a capacity of not less than 20,000 liters. The Underground tank shall be of not less than 1,00,000 liters.

2. FIRE LIFT :
The Fire Lift and all the lifts should have a provision to ground automatically in case of electricity failure. Each building should have at least one lift as a Fire-Lift and if the building is divided into two or more parts then each should have a Fire-Lift. Lift-well should have blowers to pressurize the lift-well so connected that it will automatically operate when alarm pull point is operate, so that it prevents the lift well getting smoke logged.

3. FIRE ALARM :
Fire alarm pull point to be installed at each floor with sounders capacity of being heard all throughout the building.

4. FIRE EXTINGUISHERS
One Carbon Dioxide (CO2) type extinguisher of 4.5 kg. with ISI mark, and one extinguisher of 5kg. Dry Chemical Powder (DCP) type extinguisher with ISI mark to be installed on each floor in case of commercial building.
One Carbon Dioxide (CO2) type extinguisher of 4.5 kg. with ISI mark, OR Two Carbon Dioxide (Co2) type extinguisher of 2 kg. with ISI mark capacity on alternate floors in case of residential building.
If the building is divided into two or more parts then each part should have these extinguishers installed.

5. STAIRCASE :
The staircase has to be open from at least one or two sides but if the staircase is in the centre core of the buildings it has to be pressurized to prevent it from getting smoke logged. The Rise/Down-scomer should be located in the staircase or close to it to make it easily approachable in case of Fire from the floor below or above.

6. BASEMENT :
The basement of 200 sq. meters or more should be protected with Automatic Sprinkler system with at least one sprinkler head for actual Car parking space.
Additionally be protected by a Hydrant outlet and two 25 mm. bore Hose-reel hoses with 8 mm. bore nozzles at each basement level.

7. LIGHTENING ARRESTER :
A lightening arrester should also be installed and be properly earthed to prevent damage to the building when the lightening strikes.

8. PHOTO LUMINESCENT (AUTO GLOW) SIGNAGE :
If fire fighting falls in a confined area or if it has an enclosed staircase or is not well lit up on the inside, then adequate photo luminescent (auto glow) signage's should be displayed at each floor (landing / pathway) black and strong all exit routes leading to the ground level. The signage should indicate the fighting, the safety equipment present on the respective floor landing/pathway/hallway and and along of exit routes leading to the ground level.

9. ELECTRIC POWER SUPPLY TO THE ENTIRE FIRE-SAFETY SYSTEM.
Electricity supply to the fire pumps, fire alarm system, staircase pressurization system and the lift should be made available from the main Electrical layout.
(i.e. from Electrical power supply of the company) This is to ensure availability of electrical power to the fire safety system even after the main electrical supply to the building is switched off at the time of fire.

10. INDIVIDUAL FIRE SEFTY SYSTEM.
FIRE SEFTY SYSTEM SHOULD BE PROVIDED IN INDIVIDUAL SHOW ROOM BY OWNER

IMPORTANT INSTRUCTIONS:
After inspection of a low-rise building by the fire service authority of the fire officer concerned feels th need for additional fire prevention/protection measures / ventilation system required or equipment (i.e. - Passive system / Suppression system / Fire door - Window / Detection system / Active system / Sprinkler / Drencher etc) as per Fire load / Firerick / Public gathering. Potential / Occupancy / Confined area, those additional measures / equipment have to be implemented / installed.

FIRE HYDRANT LEGEND		
SR.	SYMBOL	DISCRIPTION
1		FIRE HYDRANT SYSTEM PIPE MAIN
2		SINGLE HANDED HYDRANT VALVE
3		SLUICE VALVE
4		NON RETURN VALVE
5		LANDING HYDRANT VALVE
6		FIRE HOSE BOX
7		FIRST AID HOSE REEL
8		DCP & CO-2
9		TWO WAY SIAMESS CONNECTION
10		RISE OR DROP
11		REDUCER
12		COURT YARD HYDRANT VALVE
13		SPRINKLERED

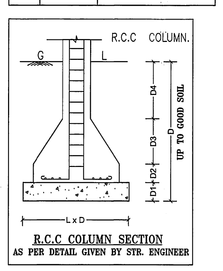
R.C.C COLUMN.
G
L
D
D/2
D/2
D/2

TYPICAL FL.-OPEN TERR. ELEVATION & SECTION PLAN SHEET NO.:- 10/15

PLAN SHOWING PROPOSED (RESIDENCE + COMMERCIAL) BUILDING ON F.P. NO. 27 OF FINAL T.P.S. NO.:-7(OUTDITIYA), SURVE.NO.:-58 , O.P. NO.- 271

SCALE:- 1.00 CM = 1.00 MT. BLOCK:- D

ZONE:- RESIDENTIAL-1 (R1) USE:- RESIDENCE

B.AREA TABLE	SQ. MTS.
BOP.@ A.REA ON GROUND FL.(HOLLOW PLINTH)	= 474.66 SQ.MTS
BOP.@ A.REA ON 1.ST FLOOR	= 474.66 SQ.MTS
BOP.@ A.REA ON 2.ND FLOOR	= 474.66 SQ.MTS
BOP.@ A.REA ON 3.RD FLOOR	= 474.66 SQ.MTS
BOP.@ A.REA ON 4.TH FLOOR	= 474.66 SQ.MTS
BOP.@ A.REA ON 5.TH FLOOR	= 474.66 SQ.MTS
BOP.@ A.REA ON 6.TH FLOOR	= 474.66 SQ.MTS
BOP.@ A.REA ON 7.TH FLOOR	= 474.66 SQ.MTS
BOP.@ A.REA ON 8.TH FLOOR	= 474.66 SQ.MTS
BOP.@ A.REA ON 9.TH FLOOR	= 474.66 SQ.MTS
BOP.@ A.REA ON 10.TH FLOOR	= 474.66 SQ.MTS
BOP.@ A.REA ON 11.TH FLOOR	= 474.66 SQ.MTS
BOP.@ A.REA ON 12.TH FLOOR	= 474.66 SQ.MTS
BOP.@ A.REA ON 13.TH FLOOR	= 474.66 SQ.MTS
BOP.@ A.REA ON 14.TH FLOOR	= 474.66 SQ.MTS
BOP.@ A.REA ON OLIFT ROOM	= 42.60 SQ.MTS
BOP.@ A.REA ON STAIR CABIN	= 71.12 SQ.MTS
BOP.@ A.REA ON OLIFT MACHINE	= 42.60 SQ.MTS
BOP.@ A.REA TOTAL	= 6497.92 SQ.MTS

F.S.I. AREA TABLE	SQ. MTS.
F.S.I. ON 1.ST FLOOR	= 366.61 SQ.MTS
F.S.I. ON 2.ND FLOOR	= 366.61 SQ.MTS
F.S.I. ON 3.RD FLOOR	= 366.61 SQ.MTS
F.S.I. ON 4.TH FLOOR	= 366.61 SQ.MTS
F.S.I. ON 5.TH FLOOR	= 366.61 SQ.MTS
F.S.I. ON 6.TH FLOOR	= 366.61 SQ.MTS
F.S.I. ON 7.TH FLOOR	= 366.61 SQ.MTS
F.S.I. ON 8.TH FLOOR	= 366.61 SQ.MTS
F.S.I. ON 9.TH FLOOR	= 366.61 SQ.MTS
F.S.I. ON 10.TH FLOOR	= 366.61 SQ.MTS
F.S.I. ON 11.TH FLOOR	= 366.61 SQ.MTS
F.S.I. ON 12.TH FLOOR	= 366.61 SQ.MTS
F.S.I. ON 13.TH FLOOR	= 366.61 SQ.MTS
F.S.I. ON 14.TH FLOOR	= 366.61 SQ.MTS
TOTAL F.S.I. AREA	= 5118.64 SQ.MTS

SCHEDULE OF DOOR & WINDOW	R.C.C. STAIR DETAILS
DOOR SCHEDULE (ALL WOODEN WITH FRAME & SHUTTER)	
DOOR SIZE TYPE	WINDOW / VENT
D1 = 0.90 X 2.10	W = 1.20 X 1.20
D2 = 0.75 X 2.10	W1 = 0.75 X 1.05
D3 = 0.75 X 2.10	V = 0.61 X 0.61
D4 = 0.90 X 2.10	
D5 = 0.90 X 2.10	
D6 = 0.90 X 2.10	
D7 = 0.75 X 2.10	
D8 = 0.90 X 2.10	
D9 = 0.90 X 2.10	
D10 = 0.90 X 2.10	
D11 = 0.90 X 2.10	
D12 = 0.90 X 2.10	

PROP. B. AREA CALC. ON STAIR CABIN:-
(1) 4.61 X 14.56 X 1 = 67.12 SQ. MT.
(2) 4.00 X 01.00 X 1 = 04.00 SQ. MT.
TOTAL = 71.12 SQ. MT.
NET B-UP AREA ON STAIR CABIN:-
= 71.12 SQ. MT.

PROP. B-UP AREA CALCULATION ON LIFT MACHINE ROOM & O.H.W.T.:-
(1) 4.61 X 4.81 X 1 = 22.17 SQ. MT.
(2) 4.61 X 4.41 X 1 = 20.33 SQ. MT.
TOTAL = 42.50 SQ. MT.
NET B-UP AREA ON LIFT MACHINE ROOM & O.H.W.T.:-
= 42.50 SQ. MT.

PROP. B. AREA CALC. TYPICAL FLOOR:- (G.F. TO 14TH FL.)
(1) 25.71 X 17.00 X 1 = 437.07 SQ. MT.
LESS:-
(1) 4.15 X 1.22 X 1 = 05.06
(2) 1.28 X 2.51 X 2 = 06.43
TOTAL = 11.49 SQ. MT.
NET B-UP AREA TYPICAL FLOOR:- (G.F. TO 14TH FL.) = 425.58 SQ. MT.
F.S.I. AREA CALC. 1ST TO 14 TH FLOOR:- B.A. ON G.F. TO 14TH FL.:- 425.58 SQ. MT.
LESS :-
(A) 4.15 X 14.45 X 1 = 59.97
TOTAL = 59.97 SQ. MT.
NET F.S.I. TYPICAL FLOOR (1ST TO 14TH FL.) = 365.61 SQ. MT.

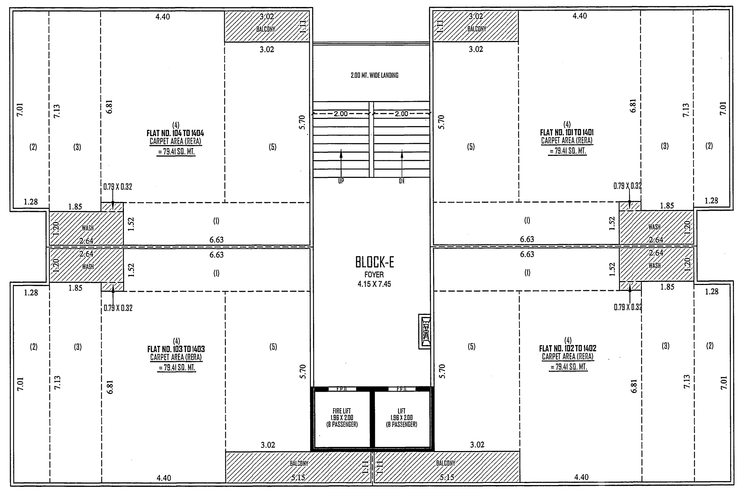

CARPET, WASH & BALCONY AREA (RERA) CALCULATION 1ST TO 14TH FLOOR PLAN

NOTE :- ALL OUTER & INTERNAL WALL ARE OF 0.12 MT. TH. B/K WALL

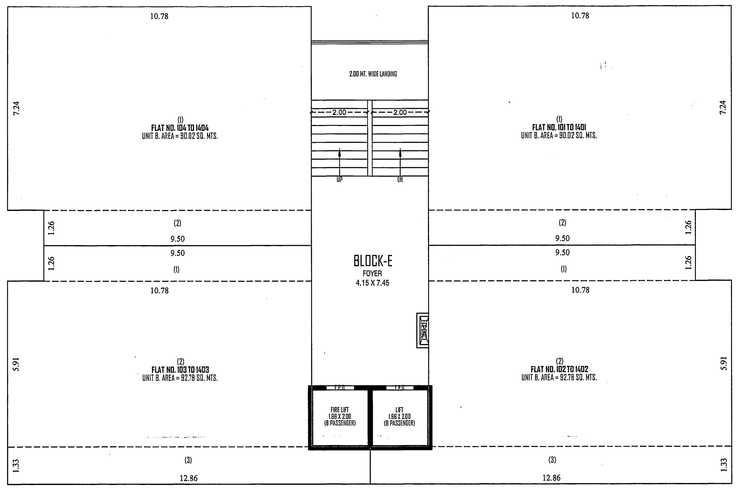

SKETCH FOR 1ST FLOOR TO 14TH FLOOR PLAN (BLOCK - E)

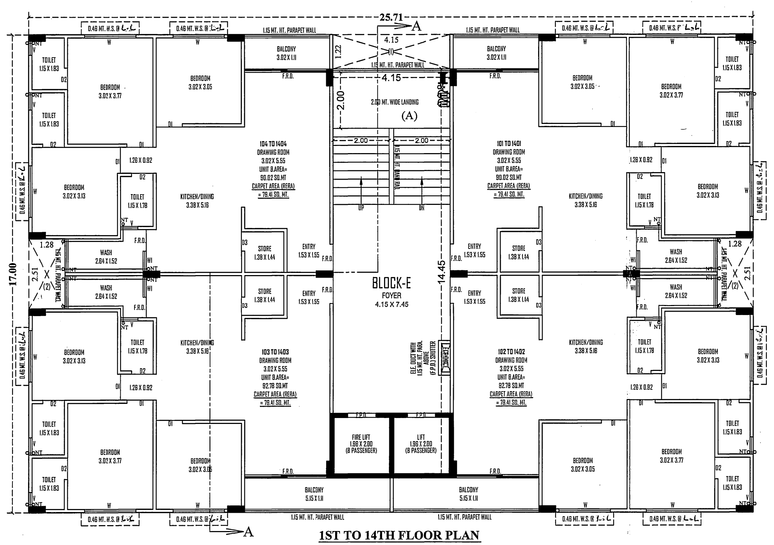

1ST TO 14TH FLOOR PLAN

NOTE :- ALL OUTER & INTERNAL WALL ARE OF 0.12 MT. TH. B/K WALL

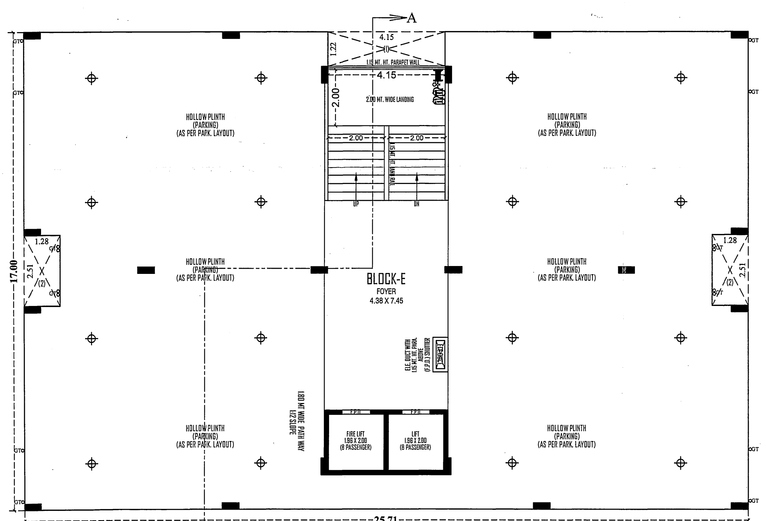

GROUND FLOOR PLAN (HOLLOW PLINTH) BLOCK:- E

NOTE :- ALL OUTER & INTERNAL WALL ARE OF 0.12 MT. TH. B/K WALL

SCRUTINIZE COPY
NO. 8290/H. Dt. 4/3/2021
TDO, BPSP, AMC

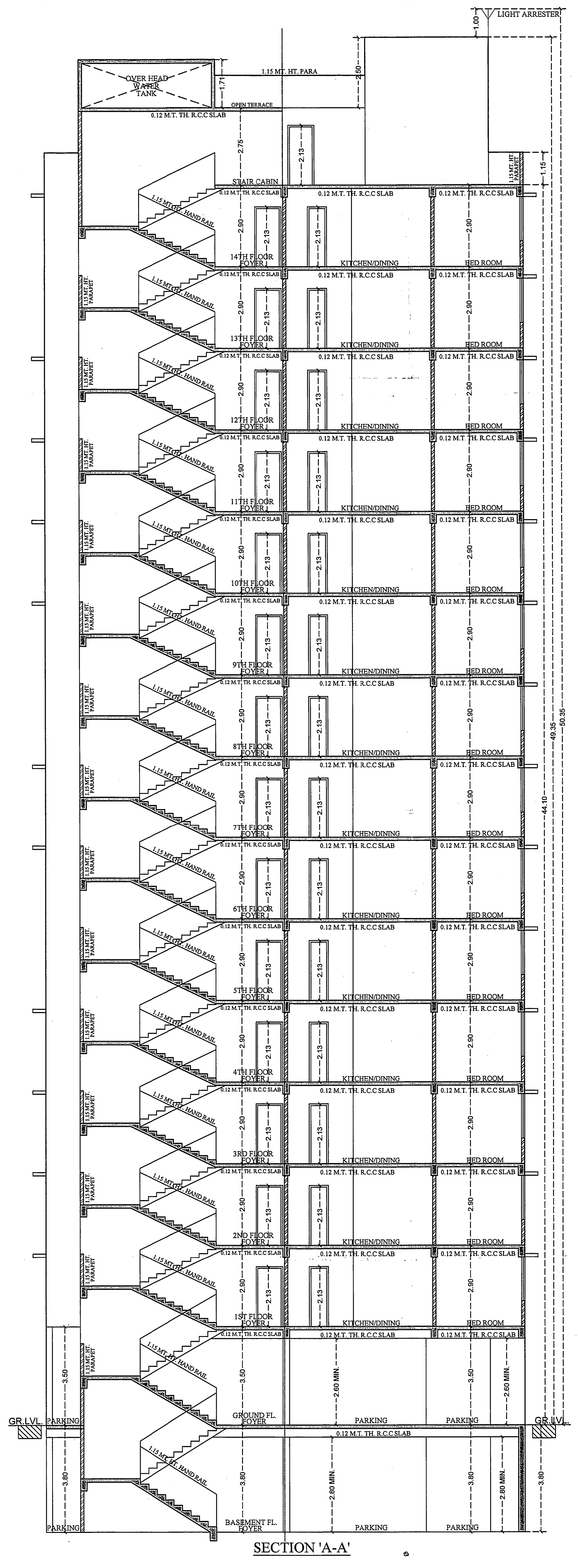

SECTION 'A-A'

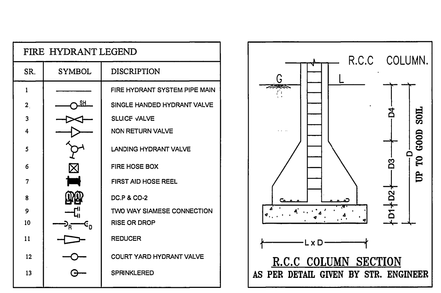

R.C.C COLUMN SECTION
AS PER DETAIL GIVEN BY STR. ENGINEER

FIRE HYDRANT LEGEND		
SR.	SYMBOL	DISCRIPTION
1		FIRE HYDRANT SYSTEM PIPE MAIN
2		SINGLE HANDED HYDRANT VALVE
3		SLUICE VALVE
4		NON RETURN VALVE
5		LANDING HYDRANT VALVE
6		FIRE HOSE BOX
7		FIRST AID HOSE REEL
8		DCP & CO-2
9		TWO WAY SIAMESE CONNECTION
10		RISE OR DROP
11		REDUCER
12		COURT YARD HYDRANT VALVE
13		SPRINKLERED

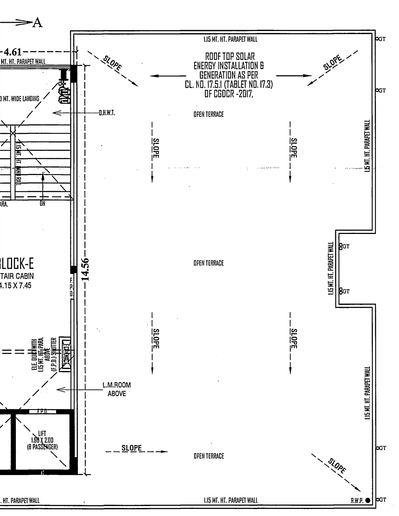

OPEN TERRACE PLAN (STAIR CABIN, LIFT MACH.ROOM & O.H.W.T.)

NOTE :- ALL OUTER & INTERNAL WALL ARE OF 0.12 MT. TH. B/K WALL

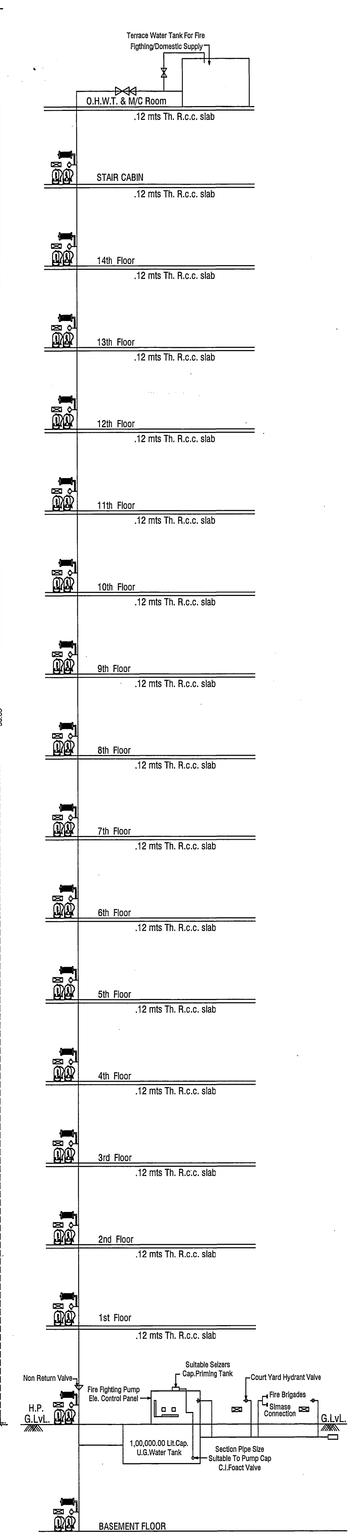

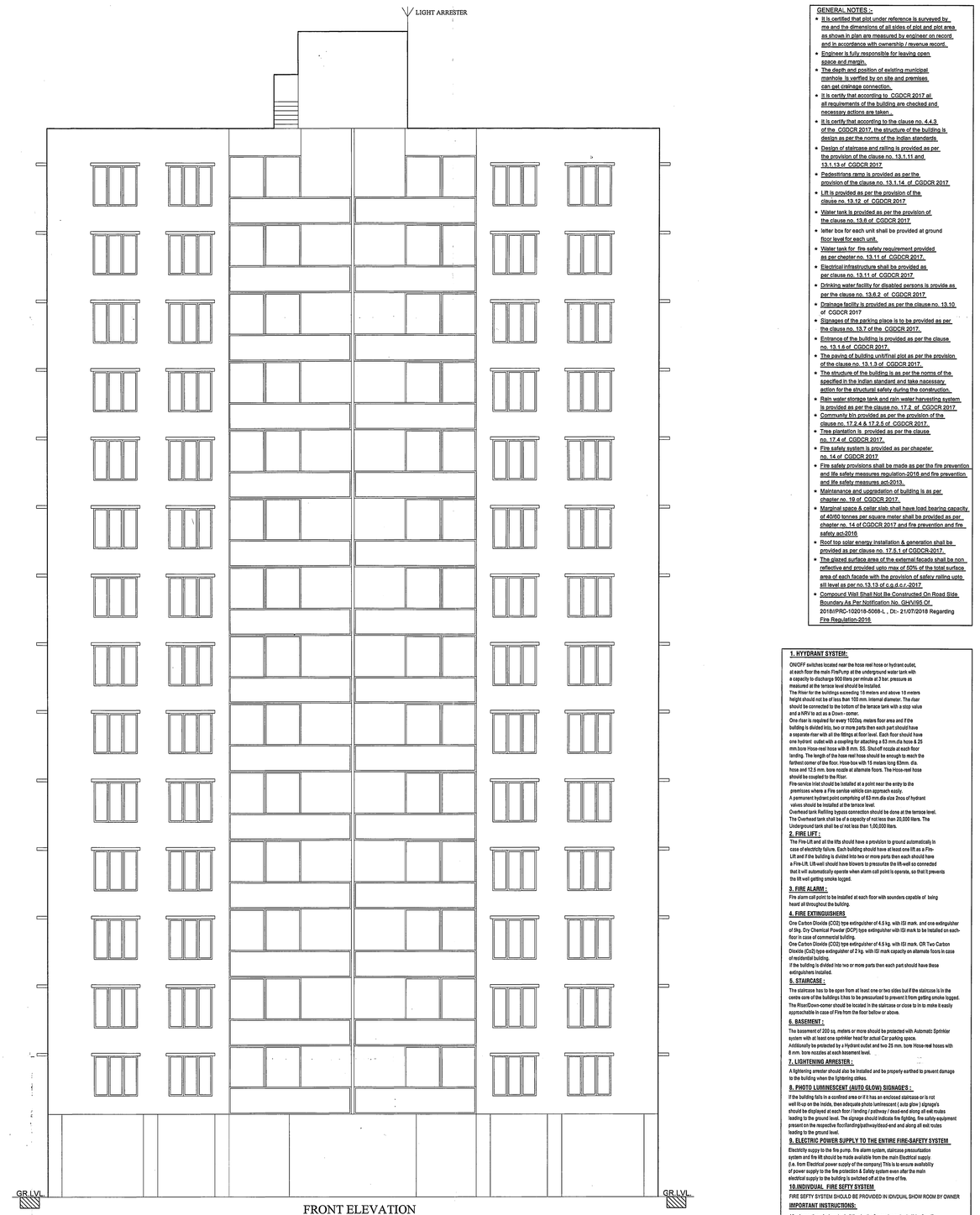

FRONT ELEVATION

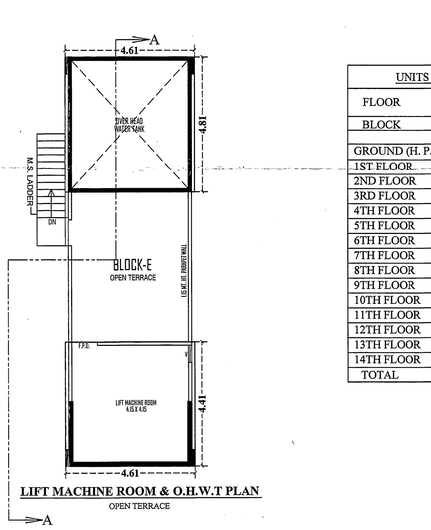

LIFT MACHINE ROOM & O.H.W.T PLAN

OPEN TERRACE

GENERAL NOTES :-

- It is certified that plot under reference is surveyed by me and the dimensions of all sides of plot and plot area as shown in plan are measured by engineer on record and in accordance with ownership / revenue record.
- Engineer is fully responsible for leaving open space and margin.
- The depth and position of existing municipal manhole is verified by on site and premises can get drainage connection.
- It is certify that according to CGDCR 2017 all all requirements of the building are checked and necessary actions are taken.
- It is certify that according to the clause no. 4.4.3 of the CGDCR 2017, the structure of the building is design as per the norms of the Indian standards.
- Design of staircase and railing is provided as per the provision of the clause no. 13.11 and 13.1.13 of CGDCR 2017.
- Pedestrians ramp is provided as per the provision of the clause no. 13.1.14 of CGDCR 2017.
- Lift is provided as per the provision of the clause no. 13.12 of CGDCR 2017.
- Water tank is provided as per the provision of the clause no. 13.8 of CGDCR 2017.
- letter box for each unit shall be provided at ground floor level for each unit.
- Water tank for fire safety requirement provided as per chapter no. 13.11 of CGDCR 2017.
- Electrical infrastructure shall be provided as per clause no. 13.11 of CGDCR 2017.
- Drinking water facility for disabled persons is provide as per the clause no. 13.6.2 of CGDCR 2017.
- Crèches facility is provided as per the clause no. 13.10 of CGDCR 2017
- Slopes of the parking place is to be provided as per the clause no. 13.7 of the CGDCR 2017.
- Entrance of the building is provided as per the clause no. 13.1.6 of CGDCR 2017.
- The paving of building unit/their plot as per the provision of the clause no. 13.1.3 of CGDCR 2017.
- The structure of the building is as per the norms of the specified in the Indian standard and take necessary action for the structural safety during the construction.
- Rain water storage tank and rain water harvesting system is provided as per the clause no. 17.2 of CGDCR 2017.
- Community bin provided as per the provision of the clause no. 17.2.4 & 17.2.5 of CGDCR 2017.
- Tree plantation is provided as per the clause no. 17.4 of CGDCR 2017.
- Fire safety system is provided as per chapter no. 14 of CGDCR 2017
- Fire safety provisions shall be made as per the fire prevention and life safety measures regulation-2016 and fire prevention and fire safety measures act-2013.
- Maintenance and upgradation of building is as per chapter no. 16 of CGDCR 2017.
- Marginal space & center slab shall have load bearing capacity of 4000 kgmtrs per square meter shall be provided as per chapter no. 14 of CGDCR 2017 and fire prevention and fire safety act-2016
- Roof top solar energy installation & generation shall be provided as per clause no. 17.5.1 of CGDCR-2017.
- The ground surface area of the exterior facade shall be non reflective and provided upto max of 50% of the total surface area of each facade with the provision of safety railing units, sill level as per no. 13.13 of u.d.d.r.c.-2017.
- Compound Wall Shall Not Be Constructed On Road Side Boundary As Per Notification No. GNV/05 CE-2016/PRC-1020/16-2006-L, Dt:- 21/07/2016 Regarding Fire Regulation-2016.

1. HYDRANT SYSTEM:

ON/OFF switches located near the hose reel hose or hydrant outlet.
at each floor the main PumPing all the underground water tank with
a capacity to discharge 900 litres per minute at 3 bar. pressure as
measured at the terrace level should be installed.
The Pillar for the buildings exceeding 15 meters and above 15 meters
shall be provided with 4.5 cm. Hydrant outlet of 2 nos. of diameter. The Water
should be connected to the bottom of the terrace tank with a stop valve
and a NRV to act as a Down - corner.
One riser is required for every 1000sq. meters floor area and if the
building is divided into, two or more parts then each part should have
a separate riser with all the fittings at floor level. Each Riser should have
one hydrant outlet with a coupling for attaching a 63 mm.dia hose & 25
mm.dia branch pipe with jet. The Top Riser should be extended to
landing. The length of the hose reel hose should be enough to reach the
farthest corner of the floor. Hose-box with 15 meters long 63mm. dia
hose and 15.0 mm. bore nozzle of alternate floors. The Hose-reel hose
should be coupled to the Riser.
Fire-service inlet (mustbe installed at a point near the entry to the
premises where a Fire-service vehicle can approach easily.
A permanent hydrant point complying of 63 mm dia size. Dryx of hydrant
valves should be installed at the terrace level.
Hydrant valve for Dryx connection should be installed be done at the terrace level.
The Overhead tank shall be of a capacity of not less than 50,000 liters. The
Underground tank shall be of not less than 1,00,000 liters.

2. FIRE LIFT :

The Fire Lift and all the lifts should have a provision to ground automatically in
case of electricity failure. Each building should have at least one lift as a Fire-
Lift and if the building is divided into two or more parts then each should have
a Fire Lift. Lift-well should have blowers by pressurize the lift-well as connected
that it will automatically operate when alarm call point is operate, so that it prevents
the lift-well getting smoke logged.

3. FIRE ALARM :

Fire alarm call point to be installed at each floor with sounders capable of being
heard all throughout the building.

4. FIRE EXTINGUISHERS :

One Carbon Dioxide (CO2) type extinguisher of 4.5 kg. with ISI mark. and one extinguisher
of 5kg. Dry Chemical Powder (DCP) type extinguisher with ISI mark to be installed on each
floor in case of commercial building.
One Carbon Dioxide (CO2) type extinguisher of 4.5 kg. with ISI mark. OR Two Carbon
Dioxide (Co2) type extinguisher of 2 kg. with ISI mark capacity on alternate floors in case
of residential building.
If the building is divided into two or more parts then each part should have these
extinguishers installed.

5. STAIRCASE :

The staircase has to be open from at least one or two sides but if the staircase is in the
centre core of the buildings it has to be pressurized to prevent it from getting smoke logged.
The Riser/Down-corner should be located in the staircase or close to in to make it easily
approachable in case of Fire from the floor below or above.

6. BASEMENT :

The basement of 200 sq. metres or more should be provided with Automatic Sprinkler
system with at least one sprinkler head for actual Car parking space.
Additionally be protected by a Hydrant outlet and two 25 mm. bore Hose-reel hoses with
8 mm. bore nozzles at each basement level.

7. LIGHTENING ARRESTER :

A lightening arrester should also be installed and be properly earthed to prevent damage
to the building when the lightening strikes.

8. PHOTO LUMINESCENT (AUTO GLOW) SIGNAGES :

If the building falls in a confined area or if it has an enclosed staircase or is not
well lit-up on the inside, then adequate photo luminescent / auto glow / signage's
should be displayed at each floor / landing / pathway / dead end along all exit routes
leading to the ground level. The signage should indicate the lighting, the safety equipment
present on the respective floor/landing/pathway/dead end and along all exit routes
leading to the ground level.

9. ELECTRIC POWER SUPPLY TO SYSTEM FOR FIRE-SAFETY SYSTEM

Electricity supply to the fire pump, fire alarm system, staircase pressurization
system and the lift should be made available from the main Electrical supply
(i.e. from Electrical power supply of the company) This is to ensure availability
of power supply to the Fire-safety systems in case of fire when
electrical supply to the building is switched off at the time of fire.

10 INDIVIDUAL FIRE SAFTY SYSTEM

FIRE SEFTY SYSTEM SHOULD BE PROVIDED IN EVICUAL SHOW ROOM BY OWNER

IMPORTANT INSTRUCTIONS:

After inspection of a few rise building by the fire service authority of the fire officer
concerned feels it need for additional fire prevention/protection measures
/ ventilation system required or equipment's i.e. - Pressure system / Suppression system
/ Fire door - Window / Detection system / Active system / Sprinkler /
Smoke control / Fire alarm / Public address
/ Smoke / Occupancy / Confined area
Other measures / equipment have to be implemented / installed.

RESIDENCE							RESIDENCE					
FLOOR	UNIT NO.	UNIT BUILT-UP AREA	UNIT AREA BUILT-UP AREA	CARPET AREA (RERA)	BALCONY AREA (RERA)	WASH AREA (RERA)	FLOOR	UNIT NO.	UNIT BUILT-UP AREA	UNIT AREA BUILT-UP AREA	CARPET AREA (RERA)	BALCONY AREA (RERA)	WASH AREA (RERA)
BLOCK:- E							BLOCK:- E						
1ST FLOOR	101	90.02	365.60	79.41	03.35	03.42	8TH FLOOR	801	90.02	365.60	79.41	03.35	03.42
	102	92.78		79.41	05.72	03.42		802	92.78		79.41	05.72	03.42
	103	92.78		79.41	05.72	03.42		803	92.78		79.41	05.72	03.42
	104	90.02		79.41	03.35	03.42		804	90.02		79.41	03.35	03.42
2ND FLOOR	201	90.02	365.60	79.41	03.35	03.42	9TH FLOOR	901	90.02	365.60	79.41	03.35	03.42
	202	92.78		79.41	05.72	03.42		902	92.78		79.41	05.72	03.42
	203	92.78		79.41	05.72	03.42		903	92.78		79.41	05.72	03.42
	204	90.02		79.41	03.35	03.42		904	90.02		79.41	03.35	03.42
3RD FLOOR	301	90.02	365.60	79.41	03.35	03.42	10TH FLOOR	1001	90.02	365.60	79.41	03.35	03.42
	302	92.78		79.41	05.72	03.42		1002	92.78		79.41	05.72	03.42
	303	92.78		79.41	05.72	03.42		1003	92.78		79.41	05.72	03.42
	304	90.02		79.41	03.35	03.42		1004	90.02		79.41	03.35	03.42
4TH FLOOR	401	90.02	365.60	79.41	03.35	03.42	11TH FLOOR	1101	90.02	365.60	79.41	03.35	03.42
	402	92.78		79.41	05.72	03.42		1102	92.78		79.41	05.72	03.42
	403	92.78		79.41	05.72	03.42		1103	92.78		79.41	05.72	03.42
	404	90.02		79.41	03.35	03.42		1104	90.02		79.41	03.35	03.42
5TH FLOOR	501	90.02	365.60	79.41	03.35	03.42	12TH FLOOR	1201	90.02	365.60	79.41	03.35	03.42
	502	92.78		79.41	05.72	03.42		1202	92.78		79.41	05.72	03.42
	503	92.78		79.41	05.72	03.42		1203	92.78		79.41	05.72	03.42
	504	90.02		79.41	03.35	03.42		1204	90.02		79.41	03.35	03.42
6TH FLOOR	601	90.02	365.60	79.41	03.35	03.42	13TH FLOOR	1301	90.02	365.60	79.41	03.35	03.42
	602	92.78		79.41	05.72	03.42		1302	92.78		79.41	05.72	03.42
	603	92.78		79.41	05.72	03.42		1303	92.78		79.41	05.72	03.42
	604	90.02		79.41	03.35	03.42		1304	90.02		79.41	03.35	03.42
7TH FLOOR	701	90.02	365.60	79.41	03.35	03.42	14TH FLOOR	1401	90.02	365.60	79.41	03.35	03.42
	702	92.78		79.41	05.72	03.42		1402	92.78		79.41	05.72	03.42
	703	92.78		79.41	05.72	03.42		1403	92.78		79.41	05.72	03.42
	704	90.02		79.41	03.35	03.42		1404	90.02		79.41	03.35	03.42
							TOTAL			5118.40	4446.96	253.96	191.52

UNITS CALCULATION		
FLOOR	USE	EQUITY TENA.
BLOCK		E
GROUND (H. P.)	PARK.	--
1ST FLOOR	RESI	04
2ND FLOOR	RESI	04
3RD FLOOR	RESI	04
4TH FLOOR	RESI	04
5TH FLOOR	RESI	04
6TH FLOOR	RESI	04
7TH FLOOR	RESI	04
8TH FLOOR	RESI	04
9TH FLOOR	RESI	04
10TH FLOOR	RESI	04
11TH FLOOR	RESI	04
12TH FLOOR	RESI	04
13TH FLOOR	RESI	04
14TH FLOOR	RESI	04
TOTAL	RESI	56

BLOCK:- E
UNIT BUILT-UP AREA CALCULATION

FLAT NO. 101 TO 1401 , 104 TO 1404

(1) 10.78 X 7.24	=	78.05
(2) 09.50 X 1.26	=	11.97
NET BUILT-UP AREA	=	90.02

FLAT NO. 102 TO 1402 , 103 TO 1403

(1) 09.50 X 1.26	=	11.97
(2) 10.78 X 5.91	=	63.71
(3) -12.86 X 0.33	=	-17.10
NET BUILT-UP AREA	=	92.78

BLOCK:- E
RESI. CARPET AREA (RERA) CALC.:-

FLAT NO. 101 TO 1401 , 104 TO 1404

(1) 6.63 X 1.52	=	10.08
(2) 1.28 X 7.01	=	08.97
(3) 1.85 X 7.13	=	13.19
(4) 4.40 X 6.81	=	29.96
(5) 3.02 X 5.70	=	17.21
NET CARPET AREA	=	79.41
BALCONY 3.02 X 1.11	=	3.35
WASH 2.64 X 1.20	=	3.17
0.79 X 0.32	=	0.25
TOTAL WASH & BALC.	=	6.77

FLAT NO. 102 TO 1402 , 103 TO 1403

(1) 6.63 X 1.52	=	10.08
(2) 1.28 X 7.01	=	08.97
(3) 1.85 X 7.13	=	13.19
(4) 4.40 X 6.81	=	29.96
(5) 3.02 X 5.70	=	17.21
NET CARPET AREA	=	79.41
BALCONY 5.15 X 1.11	=	5.72
WASH 2.64 X 1.20	=	3.17
0.79 X 0.32	=	0.25
TOTAL WASH & BALC.	=	9.14

TYPICAL FL.,OPEN TERR.,ELEVATION & SECTION PLAN — SHEET NO.:- 11/15

PLAN SHOWING PROPOSED (RESIDENCE + COMMERCIAL) BUILDING ON F.P. NO. 27 OF FINAL T.P.S. NO.:-71(MUTHIYA) , [SUR.NO.:-58 , O.P. NO:- 27]
MOJE.:- MUTHIYA, TA.:- ASARWA, DIST.:- AHMEDABAD

SCALE:- 1.00 CM = 1.00 MT. — BLOCK:- E
ZONE:- RESIDENTIAL-I (R1) — USE:- RESIDENCE

B.AREA TABLE		SQ. MTS.
PROP. B.AREA ON GROUND FL.(HOLLOW PLINTH)	=	425.58 SQ. MTS.
PROP. B.AREA ON 1.ST FLOOR	=	425.58 SQ. MTS.
PROP. B.AREA ON 2.ND FLOOR	=	425.58 SQ. MTS.
PROP. B.AREA ON 3.RD FLOOR	=	425.58 SQ. MTS.
PROP. B.AREA ON 4.TH FLOOR	=	425.58 SQ. MTS.
PROP. B.AREA ON 5.TH FLOOR	=	425.58 SQ. MTS.
PROP. B.AREA ON 6.TH FLOOR	=	425.58 SQ. MTS.
PROP. B.AREA ON 7.TH FLOOR	=	425.58 SQ. MTS.
PROP. B.AREA ON 8.TH FLOOR	=	425.58 SQ. MTS.
PROP. B.AREA ON 9.TH FLOOR	=	425.58 SQ. MTS.
PROP. B.AREA ON 10.TH FLOOR	=	425.58 SQ. MTS.
PROP. B.AREA ON 11.TH FLOOR	=	425.58 SQ. MTS.
PROP. B.AREA ON 12.TH FLOOR	=	425.58 SQ. MTS.
PROP. B.AREA ON 13.TH FLOOR	=	425.58 SQ. MTS.
PROP. B.AREA ON 14.TH FLOOR	=	425.58 SQ. MTS.
PROP. B.AREA ON STAIR CABIN	=	71.12 SQ. MTS.
PROP. B.AREA ON LIFT ROOM	=	42.50 SQ. MTS.
PROP. B.AREA TOTAL	=	6497.32 SQ. MTS.

F.S.I. AREA TABLE		SQ. MTS.
F.S.I. ON 1.ST FLOOR	=	365.61 SQ. MTS.
F.S.I. ON 2.ND FLOOR	=	365.61 SQ. MTS.
F.S.I. ON 3.RD FLOOR	=	365.61 SQ. MTS.
F.S.I. ON 4.TH FLOOR	=	365.61 SQ. MTS.
F.S.I. ON 5.TH FLOOR	=	365.61 SQ. MTS.
F.S.I. ON 6.TH FLOOR	=	365.61 SQ. MTS.
F.S.I. ON 7.TH FLOOR	=	365.61 SQ. MTS.
F.S.I. ON 8.TH FLOOR	=	365.61 SQ. MTS.
F.S.I. ON 9.TH FLOOR	=	365.61 SQ. MTS.
F.S.I. ON 10.TH FLOOR	=	365.61 SQ. MTS.
F.S.I. ON 11.TH FLOOR	=	365.61 SQ. MTS.
F.S.I. ON 12.TH FLOOR	=	365.61 SQ. MTS.
F.S.I. ON 13.TH FLOOR	=	365.61 SQ. MTS.
F.S.I. ON 14.TH FLOOR	=	365.61 SQ. MTS.
TOTAL F.S.I. AREA	=	5118.54 SQ. MTS.

SCHEDULE OF DOOR & WINDOW	
NOTE:-FULL GLASS WINDOW WITH SAFETY GRILL & 0.90 MTS. SILL LVL.	
DOOR	WINDOW / VENT
F.D.= 1.00 X 2.13	W = 1.83 X 1.71
D1 = 0.92 X 2.13	W1 = 0.76 X 1.56
D2 = 0.76 X 2.13	V = 0.61 X 0.61
D3 = 0.68 X 2.13	G = OPEN GAP
F.R.D.= 3.02 X 2.83	

R.C.C. STAIR DETAILS		
WIDTH	>	0.00 MT.
TREAD	>	0.30 MT.
RISER	>	0.16 MT.
GAP BETWEEN BALUSTER	>	0.15 MT.

COLOUR NOTE :
PROP. WORK
PROP. DRAINAGE

RERA CALCULATION COLOUR NOTE:-
WASH & BALCONY
NET CARPET AREA LINE (RERA)
EXTERNAL BOUNDARY LINE

LIFT DETAIL
MINIMUM CAPACITY 6 PERSONS.
DOOR MINIMUM WIDTH 0.90 MTS.
1.00 MTS. HEIGHT OF HANDRAIL IN LIFT CAR.

NOTE :
ELE. (FIRE) DUCT WITH 1.15 MT. HT.
PARAPET WALL & F.P.D.
SHUTTER ABOVE.

(1) M/s. Gayatri Infrastructure
through its Autho.Sign. Rajnikbhai K. Patel &
(2) Sundar Construction Pvt. Ltd.
through its Autho. Sign. Shshil D. Shah
through its POA holder M/s. Shilp Infra's Autho.Sign. Bhaskarbhai G. Jadvani

FOR, SHILP INFRA
AUTH. SIGN./PARTNER

OWNER:-

KIRAN N. PATEL
AMC LIC NO. 001ER2705250748
AMC LIC NO. 001SE2807251002R
AMC LIC NO. GW05201004ZR1
411-Platinum Plaza, Opp. Rajhans Cinemas, Nikol, Ahmedabad.

ENGINEER:-

ANKIT B. ANAGHAN
AMC LIC No. 001CW2110251011 8
42, Gitanagar Society, Choryasi, Punagam, Surat-395010.

COW:-

NARENDRA K. PATEL
M.Tech.(Str.)
HNS DESIGN STUDIO
42, Amrapali Axiom, 4th Floor, Boat Junction, S.R.Ring Road, Vastrapur, Ahmedabad, Gujarat - 380 054.
AMC Lic No. SD 0518191121

DEVELOPER:-

BHARGAV J. SAVALIYA
SOR Lic No.: 0015R2807251010 3
Plot No. 622/15+16, Shop No. 13, Agrasen Inc. Estate, Odhav, G.I.D.C., Ahmedabad-382415.

S.O.R.:-

STR. ENGINEER:-

RESPONSIBILITY OF G.D.C.R.-2017 C.L. NO. 4.4.4 & 4.5.1 :-
APPROVAL OF DRAWINGS AND ACCEPTANCE OF ANY STATEMENT, DOCUMENTS, STRUCTURAL REPORT, STRUCTURAL DRAWINGS, SPECIFICATIONS AND OTHER DOCUMENTS AND INFORMATION SHALL NOT DISCHARGE THE OWNER, ENGINEER, ARCHITECT, CLERK OF WORKS/SITE SUPERVISOR, STRUCTURAL DESIGNER, DEVELOPER, OWNER FROM THEIR RESPONSIBILITIES, IMPOSED UNDER THE ACT, THE DEVELOPMENT CONTROL REGULATIONS AND THE LAWS OF TORT FOR NEGLIGENCE.
LIABILITY U.D.C.R.-2017 C.L. NO. 3.3.2(b) :-
NOTWITHSTANDING ANY DEVELOPMENT PERMISSION GRANTED UNDER THE ACT AND THESE REGULATIONS, ANY PERSON UNDERTAKING ANY DEVELOPMENT WORK SHALL CONTINUE TO BE RESPONSIBLE FOR ANY DAMAGE TO ANY ONE IN OR AROUND THE SITE WHATSOEVER THAT MAY BE CAUSED TO ANY ONE IN OR AROUND THE INDIA DURING SUCH CONSTRUCTION AND NO LIABILITY WHATSOEVER SHALL REGARD SHALL BE CAST ON THE AUTHORITY

Ahmedabad Municipal Corporation
Case No. : BHINTS/NZ/0401/21/CGDCR/V/A4433/R0/M1 — Zone: NORTH
Plan Approved as per terms and conditions mentioned in the Commencement Certificate
Raja/Chitthi Number : 0401/R0/21/A4433/M1
Date : 26/03/2021
T.D. Sub Inspector (B.P.S.P.) — T.D. Inspector (B.P.S.P.) — Asst. T.D.O. (B.P.S.P.)

સરકારશ્રીની પરિપત્ર મુજબ ઓફ લાઈન બાંધકામ શરૂ કરવાના થતી, તે વરસાદ થયાં થી, તુ. પાલીમાન અગાઉ મળેલ નિયમનો પ્રમાણેજ બાંધકામ કરવાનો રહેશે.

સ્થળે વિકાસ કામ કરતી સંસ્થાઓ/વ્યક્તિઓએ તકેદારી રાખવી.
વધારાના કામ કરતાં પહેલાં ફરજીયાત પ્રિમિયમ ચુકવવાનું રહેશે.
કામ કરતી વખતે.

BPSP (T.D.O.)

TYPICAL FL.:OPEN TERR.,ELEVATION & SECTION PLAN	SHEET NO.:- 12/15

PLAN SHOWING PROPOSED (RESIDENCE + COMMERCIAL) BUILDING ON F.P. NO. 27 OF FINAL T.P.S. NO.:-71(MUTHIYA), [SUR.NO.:-58 , O.P. NO:- 27]

MOJE.:- MUTHIYA, TA.:- ASARWA, DIST.:- AHMEDABAD

SCALE:- 1.00 CM = 1.00 MT. | BLOCK:- F

ZONE:- RESIDENTIAL-1 (R1) | USE:- RESIDENCE

B.AREA TABLE		SQ. MTS.
PROP. B.AREA ON GROUND FL. (HOLLOW PLINTH)	=	425.58 SQ. MTS.
PROP. B.AREA ON 1 ST FLOOR	=	425.58 SQ. MTS.
PROP. B.AREA ON 2 ND FLOOR	=	425.58 SQ. MTS.
PROP. B.AREA ON 3 RD FLOOR	=	425.58 SQ. MTS.
PROP. B.AREA ON 4 TH FLOOR	=	425.58 SQ. MTS.
PROP. B.AREA ON 5 TH FLOOR	=	425.58 SQ. MTS.
PROP. B.AREA ON 6 TH FLOOR	=	425.58 SQ. MTS.
PROP. B.AREA ON 7 TH FLOOR	=	425.58 SQ. MTS.
PROP. B.AREA ON 8 TH FLOOR	=	425.58 SQ. MTS.
PROP. B.AREA ON 9 TH FLOOR	=	425.58 SQ. MTS.
PROP. B.AREA ON 10 TH FLOOR	=	425.58 SQ. MTS.
PROP. B.AREA ON 11 TH FLOOR	=	425.58 SQ. MTS.
PROP. B.AREA ON 12 TH FLOOR	=	425.58 SQ. MTS.
PROP. B.AREA ON 13 TH FLOOR	=	425.58 SQ. MTS.
PROP. B.AREA ON 14 TH FLOOR	=	425.58 SQ. MTS.
PROP. B.AREA ON STAIR CABIN	=	71.12 SQ. MTS.
PROP. B.AREA ON LIFT ROOM	=	42.50 SQ. MTS.
PROP. B.AREA TOTAL	=	6497.32 SQ. MTS.

F.S.I. AREA TABLE		SQ. MTS.
F.S.I. ON 1 ST FLOOR	=	365.61 SQ. MTS.
F.S.I. ON 2 ND FLOOR	=	365.61 SQ. MTS.
F.S.I. ON 3 RD FLOOR	=	365.61 SQ. MTS.
F.S.I. ON 4 TH FLOOR	=	365.61 SQ. MTS.
F.S.I. ON 5 TH FLOOR	=	365.61 SQ. MTS.
F.S.I. ON 6 TH FLOOR	=	365.61 SQ. MTS.
F.S.I. ON 7 TH FLOOR	=	365.61 SQ. MTS.
F.S.I. ON 8 TH FLOOR	=	365.61 SQ. MTS.
F.S.I. ON 9 TH FLOOR	=	365.61 SQ. MTS.
F.S.I. ON 10 TH FLOOR	=	365.61 SQ. MTS.
F.S.I. ON 11 TH FLOOR	=	365.61 SQ. MTS.
F.S.I. ON 12 TH FLOOR	=	365.61 SQ. MTS.
F.S.I. ON 13 TH FLOOR	=	365.61 SQ. MTS.
F.S.I. ON 14 TH FLOOR	=	365.61 SQ. MTS.
TOTAL F.S.I. AREA	=	5118.54 SQ. MTS.

SCHEDULE OF DOOR & WINDOW
NOTE:FULL GLASS WINDOW WITH SAFETY GRILL & FOLDING SLS LVL
DOOR — WINDOW / VENT
F.R.D = 1.00 X 2.13 — W = 1.83 X 1.71
D1 = 0.92 X 2.13 — W1 = 0.76 X 1.56
D2 = 0.76 X 2.13 — V = 0.61 X 0.61
D3 = 0.68 X 2.13 — G = OPEN GAP
F.R.D.= 3.02 X 2.03
2016/PRO-1002/16-5085 , Dt- 31/07/2018 Regarding Fire Regulation 2016

R.C.C. STAIR DETAILS		
WIDTH	>	2.00 MT.
TREAD	>	0.30 MT.
RISER	>	0.16 MT.
GAP BETWEEN	>	0.15 MT.
BALUSTER	>	

COLOUR NOTE :
- PROP. WORK
- PROP. DRAINAGE

RERA CALCULATION COLOUR NOTE:-
- WASH & BALCONY
- NET CARPET AREA LINE (RERA)
- EXTERNAL BOUNDARY LINE

LIFT DETAIL
MINIMUM CAPACITY 6 PERSONS.
DOOR MINIMUM WIDTH 0.90 MTS.
1.00 MTS. HEIGHT OF HANDRAIL IN LIFT CAR.

NOTE :
ELE. (FIRE) DUCT WITH 1.15 MT. HT.
PARAPET WALL & F.P.D.
SHUTTER ABOVE.

OWNER:-
(1) M/s. Gayatri Infrastructures through its Autho.Sign. Rajubhai K. Patel &
(2) Sundar Construction Pvt. Ltd. through its Autho. Sign. Dilip D. Shah
through its POA holder M/s. Shilp Infra's Autho.Sign. Bhaskarbhai
FOR, SHILP INFRA
AUTH. SIGN./PARTNER

ENGINEER:- KIRAN N. PATEL
AMC LIC NO. 001ER22052500748
AMC LIC NO. 001SE22072500029
AMC LIC NO. CW05210004ZZR1
411-Platinum Plaza, Opp. Rajhans Cinemas, Nikol, Ahmedabad.

COW:- ANKIT B. ANAGHAN
AMC LIC No. 001CW**102510118
42, Gitanagar Society, Unarvai, Punagam, Surat-395010.

DEVELOPER:- Architect & Interior Designer, Vastu Shastri, Town Planner, Valuer, Govt. Approved Valuer, Govt. Approved Plan Passing Architect, Fire Safety Consultant, Acoustic Consultant, Lic. No. : DEV 1169200023 DO. 30/09/2018 (M) 9033260930

STR. ENGINEER:- NARENDRA K. PATEL
M.Tech (Str.)
HNS DESIGN STUDIO
42, Amrapali Arcade, 4th Floor, Bopal Junction, S.P. Ring Road, Ambli, Ahmedabad, Gujarat - 380 054.
AMC LIC No. SO 05181101121

S.O.R.:- BHARGAV J. SAVALIYA
SOR Lic No. : 0015R26072510103
Plot No. 622/15+16, Shop No. 13, Aggrasen Ind. Estate, Odhav, G.I.D.C., Ahmedabad-382415.

PROP. B. AREA CALC. ON STAIR CABIN:-
(1) 4.61 X 14.56 X 1 = 67.12 SQ. MT.
(2) 4.00 X 01.00 X 1 = 04.00 SQ. MT.
TOTAL = 71.12 SQ. MT.
NET B-UP AREA ON STAIR CABIN:- = 71.12 SQ. MT.

PROP. B-UP AREA CALCULATION ON LIFT MACHINE ROOM & O.H.W.T.:-
(1) 4.61 X 4.81 X 1 = 22.17 SQ. MT.
(2) 4.61 X 4.41 X 1 = 20.33 SQ. MT.
TOTAL = 42.50 SQ. MT.
NET B-UP AREA ON LIFT MACHINE ROOM & O.H.W.T.:- = 42.50 SQ. MT.

PROP. B. AREA CALC. TYPICAL FLOOR:- (G.F. TO 14TH FL.)
(1) 25.71 X 17.00 X 1 = 437.07 SQ. MT.
LESS:-
(1) 4.15 X 1.22 X 1 = 05.06
(2) 1.28 X 2.51 X 2 = 06.43
TOTAL = 11.49 SQ. MT.
NET B-UP AREA TYPICAL FLOOR:- (G.F. TO 14TH FL.) = 425.58 SQ. MT.

F.S.I. AREA CALC. 1ST TO 14 TH FLOOR:- B.A. ON G.F. TO 14TH FL.= 425.58 SQ. MT.
LESS :-
(A) 4.15 X 14.45 X 1 = 59.97
TOTAL = 59.97 SQ. MT.
NET F.S.I. TYPICAL FLOOR (1ST TO 14TH FL.) = 365.61 SQ. MT.

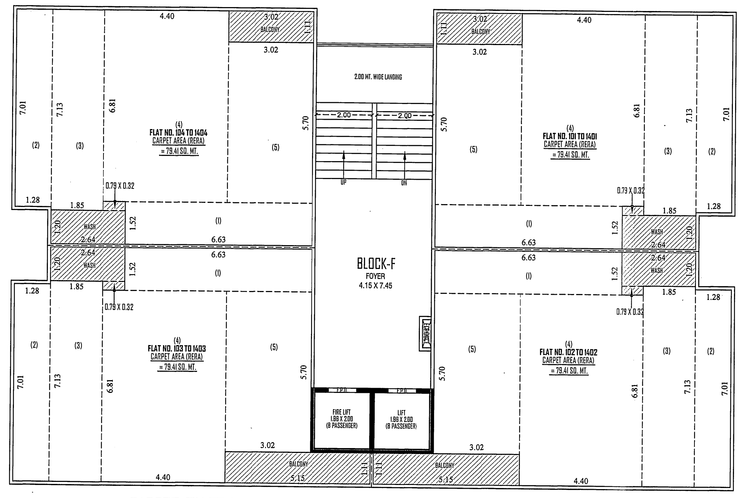
CARPET, WASH & BALCONY AREA (RERA) CALCULATION 1ST TO 14TH FLOOR PLAN
NOTE :- ALL OUTER & INTERNAL WALL ARE OF 0.12 MT. TH. B/K WALL

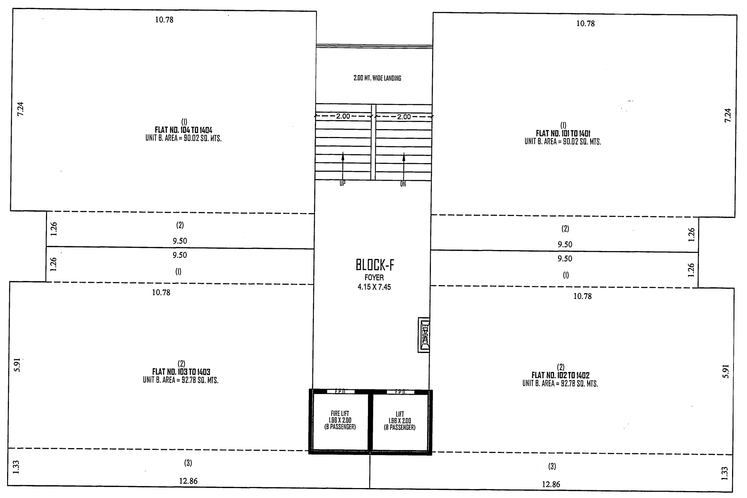
SKETCH FOR 1ST FLOOR TO 14TH FLOOR PLAN (BLOCK - F)

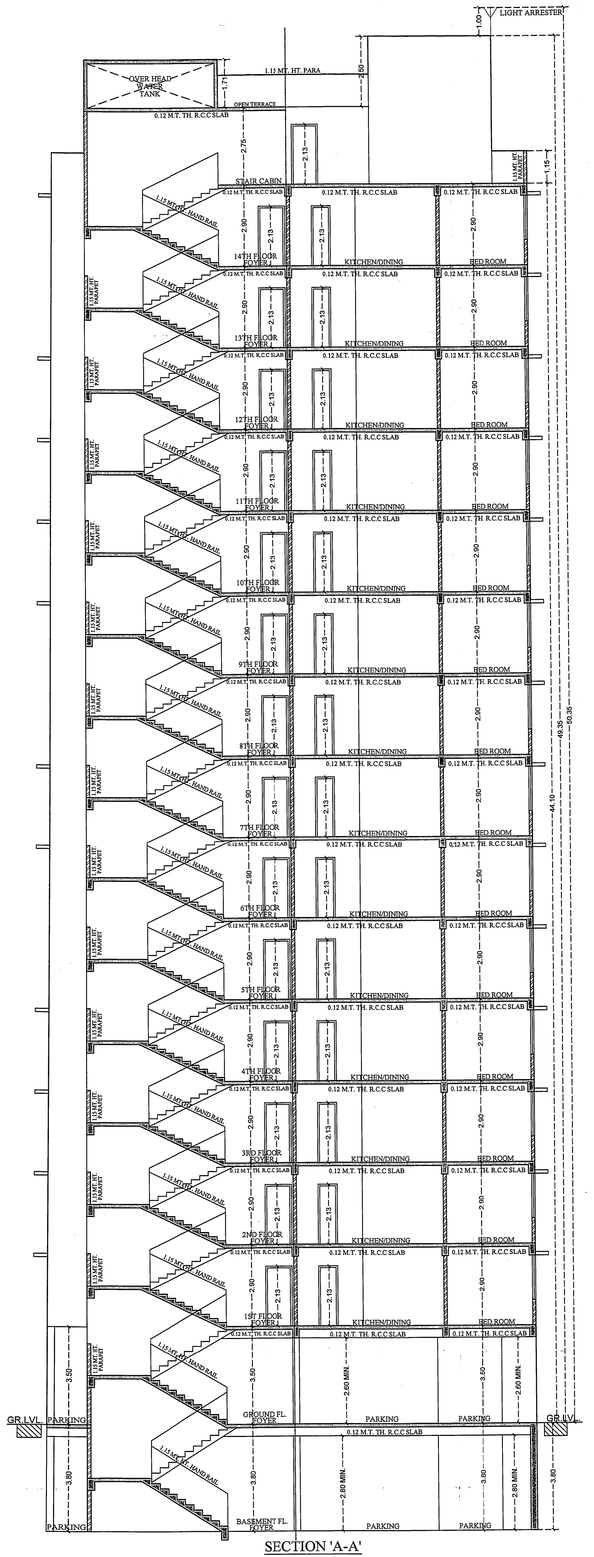
SECTION 'A-A'

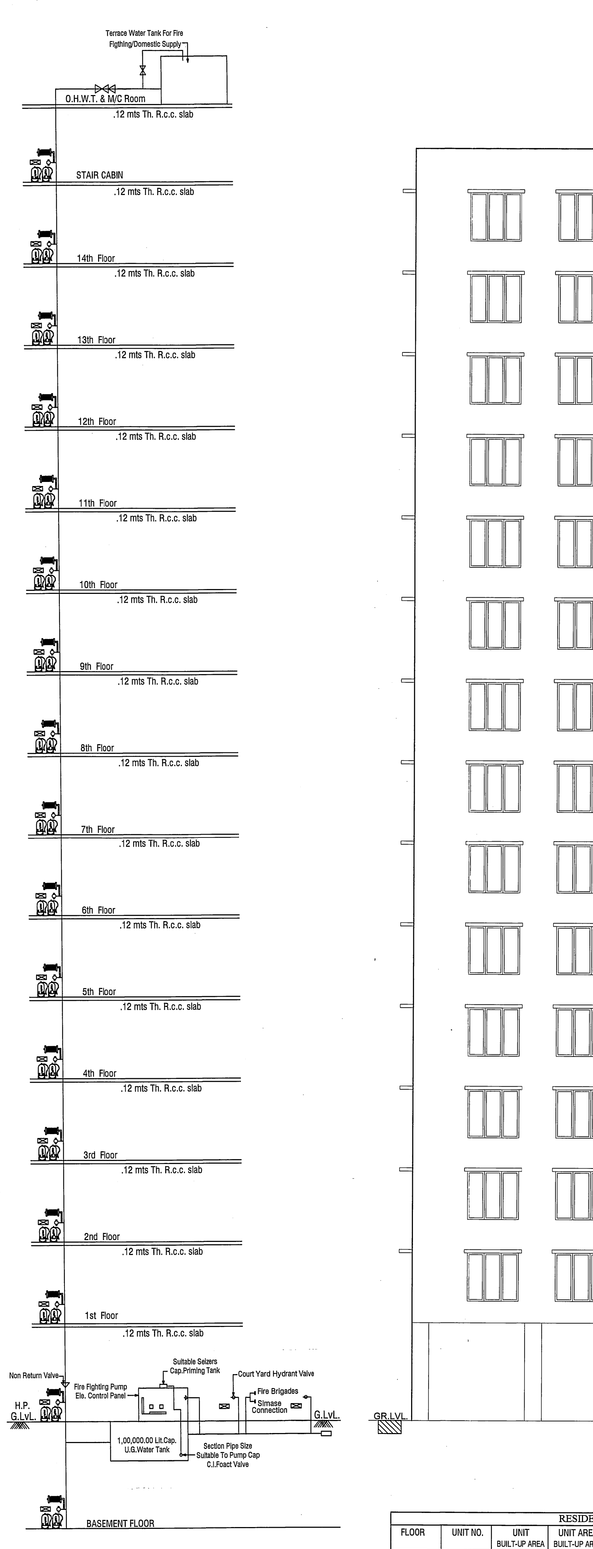
FRONT ELEVATION

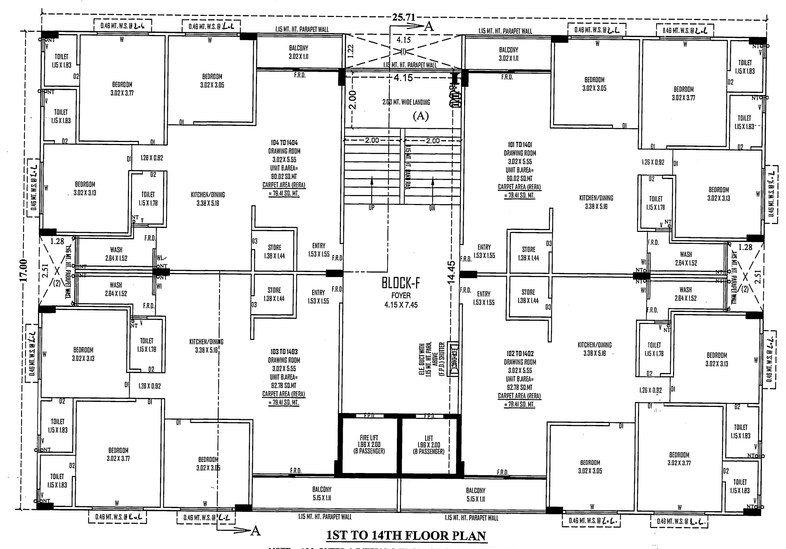
1ST TO 14TH FLOOR PLAN
NOTE :- ALL OUTER & INTERNAL WALL ARE OF 0.12 MT. TH. B/K WALL

FIRE HYDRANT LEGEND		
SR.	SYMBOL	DESCRIPTION
1		FIRE HYDRANT SYSTEM PIPE MAIN
2		SINGLE HANDED HYDRANT VALVE
3		SLUICE VALVE
4		NON RETURN VALVE
5		LANDING HYDRANT VALVE
6		FIRE HOSE BOX
7		FIRST AID HOSE REEL
8		DC P & CO-2
9		TWO WAY SIAMESE CONNECTION
10		RISE OR DROP
11		REDUCER
12		COURT YARD HYDRANT VALVE
13		SPRINKLERED

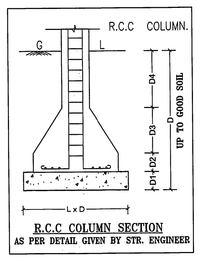
R.C.C. COLUMN SECTION
AS PER DETAIL GIVEN BY STR. ENGINEER

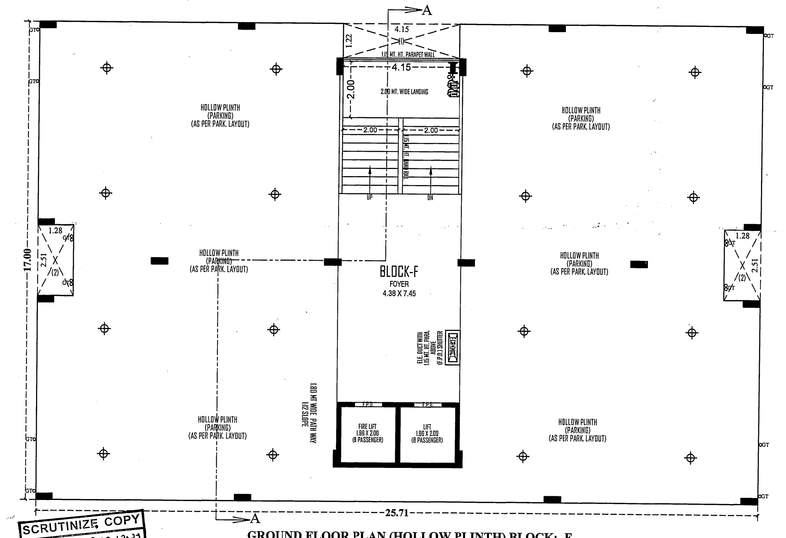
GROUND FLOOR PLAN (HOLLOW PLINTH) BLOCK:- F
NOTE :- ALL OUTER & INTERNAL WALL ARE OF 0.12 MT. TH. B/K WALL

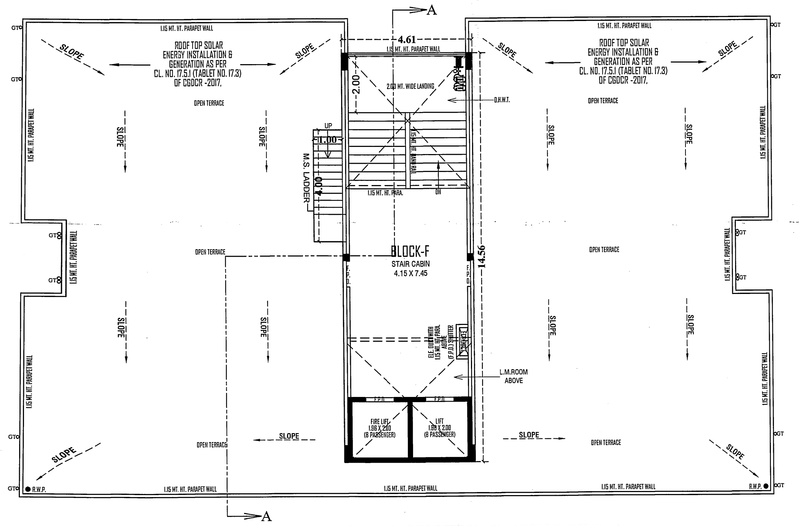
OPEN TERRACE PLAN (STAIR CABIN, LIFT MACH.ROOM & O.H.W.T.)
NOTE :- ALL OUTER & INTERNAL WALL ARE OF 0.12 MT. TH. B/K WALL

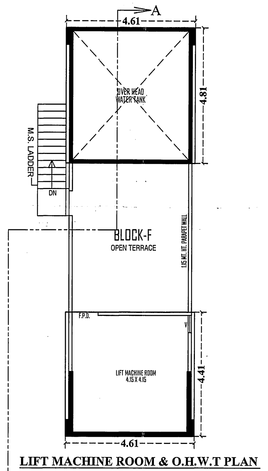
LIFT MACHINE ROOM & O.H.W.T PLAN

GENERAL NOTES :-
- It is certified that plot under reference is surveyed by me and the dimensions of all sides of plot and plot area, as shown in plan are measured by engineer as record and in accordance with ownership / revenue record.
- Engineer is fully responsible for laying open space and margin.
- The depth and position of existing municipal inspection is verified by on site and premises can get drainage connection.
- It is certify that according to CGDCR 2017 all requirements of the building are checked and necessary actions are taken.
- It is certify that according to the clause no. 4.4.3 of the CGDCR-2017, the structure of the building is design as per the norms of the Indian standards.
- Design of staircase and railing is provided as per the provision of the clause no. 13.1.11 and 13.1.12 of CGDCR 2017.
- Pedestrians ramp is provided as per the provision of the clause no. 13.1.14 of CGDCR 2017.
- Lift is provided as per the provision of the clause no. 13.12 of CGDCR 2017.
- Water test is provided as per the provision of the clause no. 13.6 of CGDCR 2017.
- letter box for each unit shall be provided at ground floor level for each unit.
- Water tank for fire safety requirement provided as per cluster no. 13.11 of CGDCR 2017.
- Electrical infrastructure shall be provided as per clause no. 13.11 of CGDCR 2017.
- Drinking water facility for disabled persons is provide as per the clause no. 13.6.2 of CGDCR 2017.
- Drainage facility is provided as per the clause no. 13.10 of CGDCR 2017
- Slopes of the parking place to be provided as per the clause no. 13.7 of the CGDCR 2017.
- Entrance of the building is provided as per the clause no. 13.1.4 of CGDCR 2017.
- The paving of building urbtinal plot as per the provision of the clause no. 13.1.3 of CGDCR 2017.
- The structure of the building is as per the norms of the specifiec in the Indian standard and take necessary action for the structural safety during the construction.
- Rain water storage tank and rain water harvesting system is provided as per the clause no. 13.2 of CGDCR 2017.
- Community bin provided as per the provision of the clause no. 17.2.8 & 17.2.9 of CGDCR 2017.
- Tree plantation is provided as per the clause no. 17.4 of CGDCR 2017.
- Fire safety system is provided as per chapter no. 14 of CGDCR 2017.
- Fire safety provisions shall be made as per the fire prevention and life safety measures regulation-2018 and fire prevention and life safety measures act-2013.
- Maintenance and upgradation of building is as per chapter no. 18 of CGDCR 2017.
- Marginal space & cellar slab shall have load bearing capacity of 4000 kilo per square meter shall be provided as per chapter no. 14 of CGDCR 2017 and fire prevention and fire safety act-2018
- Roof top solar energy installation & generation shall be provided as per clause no. 17.5.1 of CGDCR-2017.
- The glazed surface area of the external facade shall be non reflective and provided upto max of 50% of the total surface area of each facade with the provision of suitable safety rating upto eil level as per no.13.13 of u.e.d.a.-2017
- Compound Wall Shall Not Be Constructed On Road Side Boundary As Per Notification No. GHV/065 Dt. 2016/PRO-1002/16-5085 , Dt- 31/07/2018 Regarding Fire Regulation-2016

1. HYDRANT SYSTEM:
ON/OFF switches located near the hose reel hose or hydrant outlet. Hydrant system shall be fed from the underground water tank of a capacity to discharge 900 liters per minute at 3 bar pressure as measured at the terrace level should be installed.
The Riser for the buildings exceeding 18 meters and above 18 meters height should not be of less than 100 mm. Internal diameter. The riser should be connected to the bottom of the terrace tank with a stop valve and a NRV to act as a Dove - corner.
The Hose reel system should be provided every meters floor area and if the building is divided into, two or more parts then each part should have a separate riser with all the fittings at floor level. Each floor should have one hydrant outlet with a coupling for attaching a 63 mm dia hose & 25 mm dore hose-reel hose with 8 mm. SS. Shut-off nozzle at each floor landing. The length of the hose reel hose should be enough to reach the farthest corner of the floor. Hose-box with 10 meters long 63mm. dia hose and 15.5 mm. bore nozzle at alternate floors. The Hose-reel hose should be coupled to the Riser.
Fire brigade connection is installed at a point near the entry to the premises where a Fire tender vehicle can approach easily.
A permanent hydrant point compriing of 63 mm dia size Dwca of hydrant valves should be installed at the terrace level.
Overhead tank Refilling bypass connection should be done at the terrace level.
The Overhead tank shall be of a capacity of not less than 20,000 liters. The Underground tank shall be of not less than 1,00,000 liters.
2. FIRE LIFT:
The Fire Lift and all the lifts should have a provision to ground automatically in case of electricity failure. Each building should have at least one lift as a Fire-Lift and if the building is divided into two or more parts then each should have a Fire-Lift. Fire-Lift must be allowed to be passed by the lift-well an connected bell with automatically operate when alarm call point is operate, so that it prevents the lift well getting smoke logged.
3. FIRE ALARM :
Fire alarm system should be installed at each floor with sounders capable of being heard at every place in the building.
4. FIRE EXTINGUISHERS
One Carbon Dioxide (CO2) type extinguisher of 4.5 kg. with ID mark, and one extinguisher of Dry Chemical Powder (DCP) type extinguisher with ID mark to be installed on each floor in case of commercial building.
One Carbon Dioxide (CO2) type extinguisher of 4.5 kg. with ID mark. OR Two Carbon Dioxide (Co2) type extinguisher of 2 kg. with ID mark capacity or alternate Nomo in case of residential building.
If the building is divided into two or more parts then each part should have these extinguishers installed.
5. STAIRCASE :
The staircase has to be open form at least one or two sides but if the staircase is in the middle core of the building it has to be pressurized to prevent it from getting smoke logged. The Ventilation cover should be located in the staircase or close to in to make it easily available as a means of Fresh air for floor below or above.
6. BASEMENT :
The basement of 200 sq. meters or more should be protected with Automatic Sprinkler system with at least one sprinkler head for actual Car parking space.
Basement ventilation openings should be kept and box 20 mm. bore Hose-reel hose with 8 mm. bore nozzle on each basement level.
7. LIGHTENING ARRESTER :
A lightening arrester should also be installed and be properly earthed to prevent damage to the building when the lightening strikes.
8. PHOTO LUMINESCENT (AUTO GLOW) SIGNAGE'S :
If the building blds is a confined area or if it has an enclosed staircase or is not well lit up on the inside, then adequate photo luminescent (auto glow) signage's should be displayed at each floor landing / pathway / dead-end along all exit routes leading to the ground level. The signage should indicate the fighting, the safety equipment and the exit routes. Photo luminescent/glow in the dark tapes are not a substitute for the required lighting.
9. ELECTRIC POWER SUPPLY TO THE ENTIRE FIRE-SAFETY SYSTEM :
Electricity supply for the fire pump, the alarm system, public address communication system and the lift should be made available from the main electrical supply i.e. from Electrical sub station of the company. This is to ensure availability of power supply to the fire protection & Safety system even after the main electrical supply to the building is switched off at the time of fire.
10. INDIVIDUAL FIRE SAFTY SYSTEM
FIRE SAFTY SYSTEM SHALL BE PROVIDED IN EIVE/JAL SHOW ROOM BY OWNER
IMPORTANT INSTRUCTIONS:
After inspection of a low-rise building by the fire service authority of the fire officer concerned feels it need for additional fire prevention/protection measures
i ventilation system required or equipment (i.e. - Pressure system / Depression system
ii Smoke / Window / Detection system / Active system / Sprinkler /
iii Hydrant / Hose reel / Fire Alarm / Fire Pump / Public address
iv Install / Construct / Provide / Fix
These additional measures / equipment have to be implemented / installed.

FLOOR	UNIT NO.	UNIT BUILT-UP AREA	UNIT AREA BUILT-UP AREA	CARPET AREA (RERA)	BALCONY AREA (RERA)	WASH AREA (RERA)
RESIDENCE BLOCK:- F						
1ST FLOOR	101	90.02	365.60	79.41	03.35	03.42
	102	92.78		79.41	05.72	03.42
	103	92.78		79.41	05.72	03.42
	104	90.02		79.41	03.35	03.42
2ND FLOOR	201	90.02	365.60	79.41	03.35	03.42
	202	92.78		79.41	05.72	03.42
	203	92.78		79.41	05.72	03.42
	204	90.02		79.41	03.35	03.42
3RD FLOOR	301	90.02	365.60	79.41	03.35	03.42
	302	92.78		79.41	05.72	03.42
	303	92.78		79.41	05.72	03.42
	304	90.02		79.41	03.35	03.42
4TH FLOOR	401	90.02	365.60	79.41	03.35	03.42
	402	92.78		79.41	05.72	03.42
	403	92.78		79.41	05.72	03.42
	404	90.02		79.41	03.35	03.42
5TH FLOOR	501	90.02	365.60	79.41	03.35	03.42
	502	92.78		79.41	05.72	03.42
	503	92.78		79.41	05.72	03.42
	504	90.02		79.41	03.35	03.42
6TH FLOOR	601	90.02	365.60	79.41	03.35	03.42
	602	92.78		79.41	05.72	03.42
	603	92.78		79.41	05.72	03.42
	604	90.02		79.41	03.35	03.42
7TH FLOOR	701	90.02	365.60	79.41	03.35	03.42
	702	92.78		79.41	05.72	03.42
	703	92.78		79.41	05.72	03.42
	704	90.02		79.41	03.35	03.42
8TH FLOOR	801	90.02	365.60	79.41	03.35	03.42
	802	92.78		79.41	05.72	03.42
	803	92.78		79.41	05.72	03.42
	804	90.02		79.41	03.35	03.42
9TH FLOOR	901	90.02	365.60	79.41	03.35	03.42
	902	92.78		79.41	05.72	03.42
	903	92.78		79.41	05.72	03.42
	904	90.02		79.41	03.35	03.42
10TH FLOOR	1001	90.02	365.60	79.41	03.35	03.42
	1002	92.78		79.41	05.72	03.42
	1003	92.78		79.41	05.72	03.42
	1004	90.02		79.41	03.35	03.42
11TH FLOOR	1101	90.02	365.60	79.41	03.35	03.42
	1102	92.78		79.41	05.72	03.42
	1103	92.78		79.41	05.72	03.42
	1104	90.02		79.41	03.35	03.42
12TH FLOOR	1201	90.02	365.60	79.41	03.35	03.42
	1202	92.78		79.41	05.72	03.42
	1203	92.78		79.41	05.72	03.42
	1204	90.02		79.41	03.35	03.42
13TH FLOOR	1301	90.02	365.60	79.41	03.35	03.42
	1302	92.78		79.41	05.72	03.42
	1303	92.78		79.41	05.72	03.42
	1304	90.02		79.41	03.35	03.42
14TH FLOOR	1401	90.02	365.60	79.41	03.35	03.42
	1402	92.78		79.41	05.72	03.42
	1403	92.78		79.41	05.72	03.42
	1404	90.02		79.41	03.35	03.42
TOTAL				5118.40	4446.96	253.56
				191.52		

UNITS CALCULATION		
FLOOR	USE	EQUITY TENA.
BLOCK		F
		RESI.
GROUND (H. P.)	PARK.	--
1ST FLOOR	RESI	04
2ND FLOOR	RESI	04
3RD FLOOR	RESI	04
4TH FLOOR	RESI	04
5TH FLOOR	RESI	04
6TH FLOOR	RESI	04
7TH FLOOR	RESI	04
8TH FLOOR	RESI	04
9TH FLOOR	RESI	04
10TH FLOOR	RESI	04
11TH FLOOR	RESI	04
12TH FLOOR	RESI	04
13TH FLOOR	RESI	04
14TH FLOOR	RESI	04
TOTAL	RESI	56

BLOCK:- F
UNIT BUILT-UP AREA CALCULATION

FLAT NO. 101 TO 1401 , 104 TO 1404
(1) 10.78 X 7.24 = 78.05
(2) 09.50 X 1.26 = 11.97
NET BUILT-UP AREA = 90.02

FLAT NO. 102 TO 1402 , 103 TO 1403
(1) 09.50 X 1.26 = 11.97
(2) 10.78 X 5.91 = 63.71
(3) 12.86 X 1.33 = 17.10
NET BUILT-UP AREA = 92.78

BLOCK:- F
RESI. CARPET AREA (RERA) CALC.:-

FLAT NO. 101 TO 1401 , 104 TO 1404
(1) 6.63 X 1.52 = 10.08
(2) 1.28 X 7.01 = 08.97
(3) 1.85 X 7.13 = 13.19
(4) 4.40 X 6.81 = 29.96
(5) 3.02 X 5.70 = 17.21
NET CARPET AREA = 79.41
BALCONY 3.02 X 1.11 = 3.35
WASH 2.64 X 1.20 = 3.17
0.79 X 0.32 = 0.25
TOTAL WASH & BALC. = 6.77

FLAT NO. 102 TO 1402 , 103 TO 1403
(1) 6.63 X 1.52 = 10.08
(2) 1.28 X 7.01 = 08.97
(3) 1.85 X 7.13 = 13.19
(4) 4.40 X 6.81 = 29.96
(5) 3.02 X 5.70 = 17.21
NET CARPET AREA = 79.41
BALCONY 5.15 X 1.11 = 5.72
WASH 2.64 X 1.20 = 3.17
0.79 X 0.32 = 0.25
TOTAL WASH & BALC. = 9.14

SCRUTINIZE COPY
NO.કચેરીની નકલ
BPSP.AMC

B.P.S.P.(T.D.O.)

FLOOR	UNIT NO.	UNIT BUILT-UP AREA	UNIT AREA BUILT-UP AREA	CARPET AREA (RERA)	BALCONY AREA (RERA)	WASH AREA (RERA)	FLOOR	UNIT NO.	UNIT BUILT-UP AREA	UNIT AREA BUILT-UP AREA	CARPET AREA (RERA)	BALCONY AREA (RERA)	WASH AREA (RERA)
RESIDENCE BLOCK:- G							RESIDENCE BLOCK:- G						
1ST FLOOR	101	104.87	419.24	93.44	03.72	03.05	8TH FLOOR	801	104.87	419.24	93.44	03.72	03.05
	102	104.75		93.31	03.72	03.05		802	104.75		93.31	03.72	03.05
	103	104.75		93.31	03.72	03.05		803	104.75		93.31	03.72	03.05
	104	104.87		93.44	03.72	03.05		804	104.87		93.44	03.72	03.05
2ND FLOOR	201	104.87	419.24	93.44	03.72	03.05	9TH FLOOR	901	104.87	419.24	93.44	03.72	03.05
	202	104.75		93.31	03.72	03.05		902	104.75		93.31	03.72	03.05
	203	104.75		93.31	03.72	03.05		903	104.75		93.31	03.72	03.05
	204	104.87		93.44	03.72	03.05		904	104.87		93.44	03.72	03.05
3RD FLOOR	301	104.87	419.24	93.44	03.72	03.05	10TH FLOOR	1001	104.87	419.24	93.44	03.72	03.05
	302	104.75		93.31	03.72	03.05		1002	104.75		93.31	03.72	03.05
	303	104.75		93.31	03.72	03.05		1003	104.75		93.31	03.72	03.05
	304	104.87		93.44	03.72	03.05		1004	104.87		93.44	03.72	03.05
4TH FLOOR	401	104.87	419.24	93.44	03.72	03.05	11TH FLOOR	1101	104.87	419.24	93.44	03.72	03.05
	402	104.75		93.31	03.72	03.05		1102	104.75		93.31	03.72	03.05
	403	104.75		93.31	03.72	03.05		1103	104.75		93.31	03.72	03.05
	404	104.87		93.44	03.72	03.05		1104	104.87		93.44	03.72	03.05
5TH FLOOR	501	104.87	419.24	93.44	03.72	03.05	12TH FLOOR	1201	104.87	419.24	93.44	03.72	03.05
	502	104.75		93.31	03.72	03.05		1202	104.75		93.31	03.72	03.05
	503	104.75		93.31	03.72	03.05		1203	104.75		93.31	03.72	03.05
	504	104.87		93.44	03.72	03.05		1204	104.87		93.44	03.72	03.05
6TH FLOOR	601	104.87	419.24	93.44	03.72	03.05	13TH FLOOR	1301	104.87	419.24	93.44	03.72	03.05
	602	104.75		93.31	03.72	03.05		1302	104.75		93.31	03.72	03.05
	603	104.75		93.31	03.72	03.05		1303	104.75		93.31	03.72	03.05
	604	104.87		93.44	03.72	03.05		1304	104.87		93.44	03.72	03.05
7TH FLOOR	701	104.87	419.24	93.44	03.72	03.05	14TH FLOOR	1401	104.87	419.24	93.44	03.72	03.05
	702	104.75		93.31	03.72	03.05		1402	104.75		93.31	03.72	03.05
	703	104.75		93.31	03.72	03.05		1403	104.75		93.31	03.72	03.05
	704	104.87		93.44	03.72	03.05		1404	104.87		93.44	03.72	03.05
							TOTAL			5869.36	5229.03	208.32	170.80

PROP. B. AREA CALC. TYPICAL FLOOR:- (G.F. TO 14TH FL.)

(1) 34.64 X 14.73 X 1 = 510.25 SQ. MT.

LESS:-
(1) 2.70 X 1.72 X 1 = 04.64
(2) 4.30 X 4.32 X 1 = 18.58
TOTAL = 23.22 SQ. MT.

NET B-UP AREA TYPICAL FLOOR:- (G.F. TO 14TH FL.) = 487.03 SQ. MT.

F.S.I. AREA CALC. 1ST TO 14 TH FLOOR:-
B.A. ON G.F. TO 14TH FL.:- 487.03 SQ. MT.

LESS :-
(A) 4.30 X 4.51 X 1 = 19.39
(B) 7.35 X 4.07 X 1 = 29.91
(C) 1.33 X 2.43 X 2 = 06.46
(D) 2.33 X 1.72 X 2 = 08.02
(E) 1.22 X 0.90 X 2 = 02.20
TOTAL = 65.98 SQ. MT.

NET F.S.I. TYPICAL FLOOR (1ST TO 14TH FL.) = 421.05 SQ. MT.

PROP. B. AREA CALC. ON STAIR CABIN:-
(1) 4.76 X 4.51 X 1 = 21.47 SQ. MT.
(2) 2.44 X 6.01 X 2 = 29.33 SQ. MT.
(3) 2.70 X 4.18 X 1 = 11.29 SQ. MT.
(4) 4.00 X 1.00 X 1 = 04.00 SQ. MT.
TOTAL = 66.09 SQ. MT.
NET B-UP AREA ON STAIR CABIN:- = 66.09 SQ. MT.

PROP. B-UP AREA CALCULATION ON LIFT MACHINE ROOM & O.H.W.T.:-
(1) 4.76 X 4.51 X 1 = 21.47 SQ. MT.
(2) 2.44 X 3.94 X 2 = 19.23 SQ. MT.
(3) 2.70 X 2.11 X 1 = 05.70 SQ. MT.
TOTAL = 46.40 SQ. MT.
NET B-UP AREA ON LIFT MACHINE ROOM & O.H.W.T.:- = 46.40 SQ. MT.

BLOCK:- G
UNIT BUILT-UP AREA CALCULATION

FLAT NO. 101 TO 1401 , 104 TO 1404
(1) 4.34 X 7.37 = 31.99
(2) 1.22 X 6.91 = 08.43
(3) 6.44 X 7.37 = 47.46
(4) 1.64 X 6.15 = 10.09
(5) 1.53 X 4.51 = 06.90
NET BUILT-UP AREA = 104.87

FLAT NO. 102 TO 1402 , 103 TO 1403
(1) 4.34 X 7.37 = 31.99
(2) 1.22 X 6.91 = 08.43
(3) 6.44 X 7.37 = 47.46
(4) 1.64 X 6.15 = 10.09
(5) 1.53 X 4.43 = 06.78
NET BUILT-UP AREA = 104.75

BLOCK:- G
RESI. CARPET AREA (RERA) CALC.:-

FLAT NO. 101 TO 1401 , 104 TO 1404
(1) 5.56 X 1.11 = 06.17
(2) 4.12 X 6.09 = 25.09
(3) 1.45 X 5.58 = 08.09
(4) 6.21 X 6.09 = 37.82
(5) 1.64 X 4.81 = 07.89
(6) 1.53 X 3.18 = 04.87
(7) 3.16 X 1.11 = 03.51
NET CARPET AREA = 93.44
BALCONY 3.35 X 1.11 = 03.72
WASH 2.75 X 1.11 = 03.05
TOTAL WASH & BALC. = 06.77

FLAT NO. 102 TO 1402 , 103 TO 1403
(1) 5.56 X 1.11 = 06.17
(2) 4.12 X 6.09 = 25.09
(3) 1.45 X 5.58 = 08.09
(4) 6.21 X 6.09 = 37.82
(5) 1.64 X 4.81 = 07.89
(6) 1.53 X 3.10 = 04.74
(7) 3.16 X 1.11 = 03.51
NET CARPET AREA = 93.31
BALCONY 3.35 X 1.11 = 03.72
WASH 2.75 X 1.11 = 03.05
TOTAL WASH & BALC. = 06.77

UNITS CALCULATION

FLOOR	USE	EQUITY TENA.
BLOCK		G RESI.
GROUND (H. P.)	PARK.	--
1ST FLOOR	RESI	04
2ND FLOOR	RESI	04
3RD FLOOR	RESI	04
4TH FLOOR	RESI	04
5TH FLOOR	RESI	04
6TH FLOOR	RESI	04
7TH FLOOR	RESI	04
8TH FLOOR	RESI	04
9TH FLOOR	RESI	04
10TH FLOOR	RESI	04
11TH FLOOR	RESI	04
12TH FLOOR	RESI	04
13TH FLOOR	RESI	04
14TH FLOOR	RESI	04
TOTAL	RESI	56

FIRE HYDRANT LEGEND

SR.	SYMBOL	DISCRIPTION
1		FIRE HYDRANT SYSTEM PIPE MAIN
2		SINGLE HANDED HYDRANT VALVE
3		SLUICE VALVE
4		NON RETURN VALVE
5		LANDING HYDRANT VALVE
6		FIRE HOSE BOX
7		FIRST AID HOSE REEL
8		DC.P & CO-2
9		THREWAY BIAMESE CONNECTION
10		RISE OR DROP
11		REDUCER
12		COURT YARD HYDRANT VALVE
13		SPRINKLERED

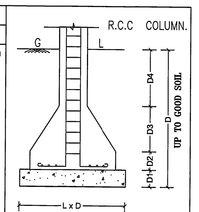

R.C.C COLUMN SECTION
AS PER DETAIL GIVEN BY STR. ENGINEER.

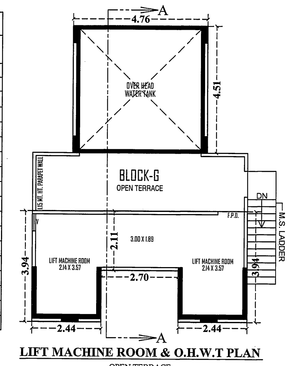

LIFT MACHINE ROOM & O.H.W.T PLAN
OPEN TERRACE

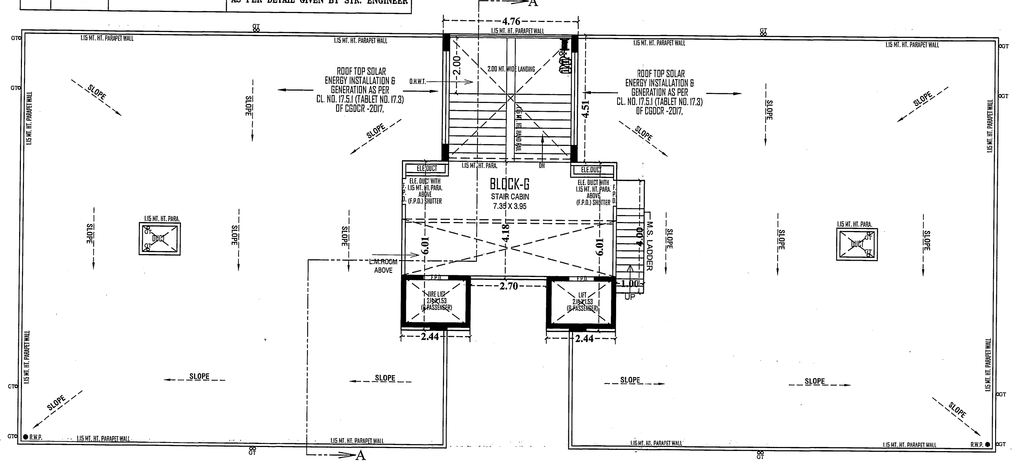

OPEN TERRACE PLAN (STAIR CABIN, LIFT MACH.ROOM & O.H.W.T.)
NOTE :- ALL OUTER & INTERNAL WALL ARE OF 0.12 MT. TH. B/K WALL

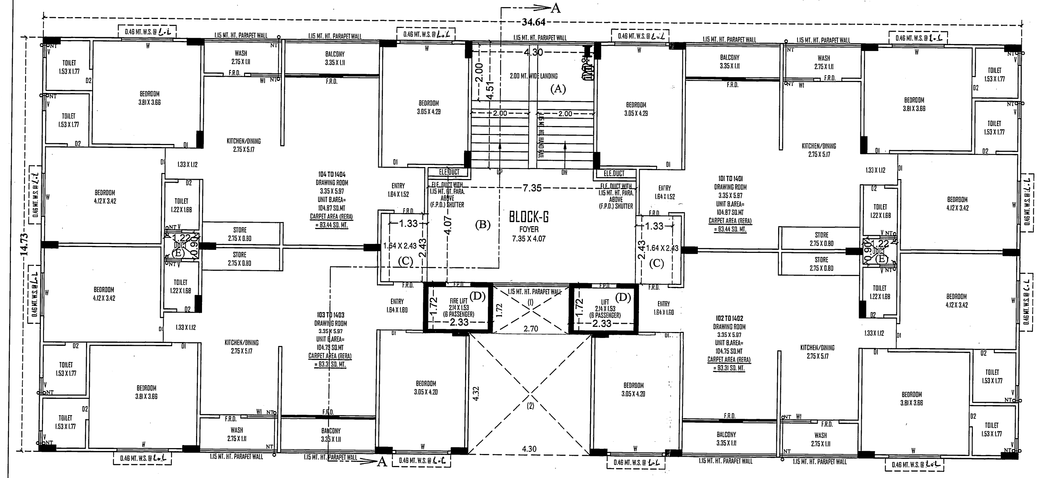

1ST TO 14TH FLOOR PLAN
NOTE :- ALL OUTER & INTERNAL WALL ARE OF 0.12 MT. TH. B/K WALL

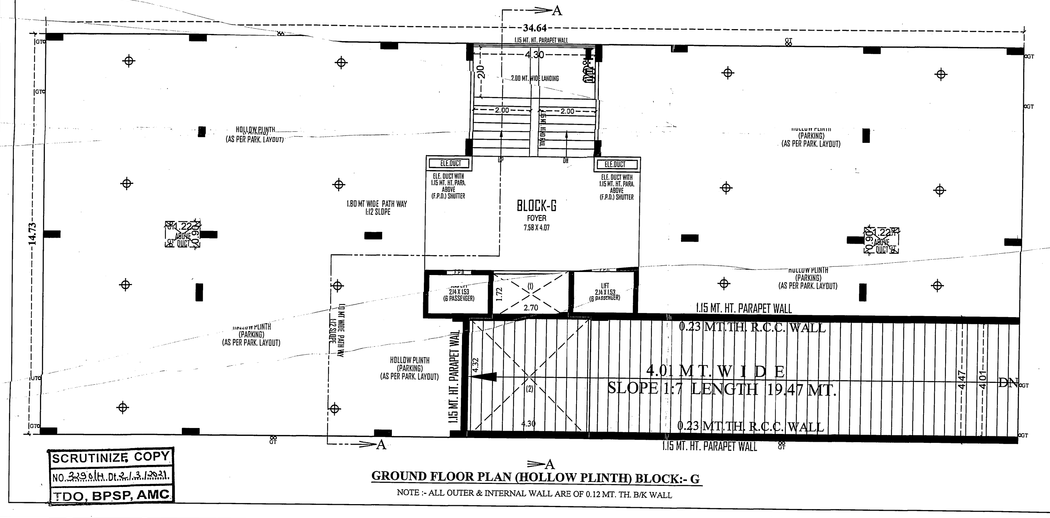

GROUND FLOOR PLAN (HOLLOW PLINTH) BLOCK:- G
NOTE :- ALL OUTER & INTERNAL WALL ARE OF 0.12 MT. TH. B/K WALL

SCRUTINIZE COPY
NO. 525 તા. ૦૧.૩.૨૦૨૧
TDO, BPSP, AMC

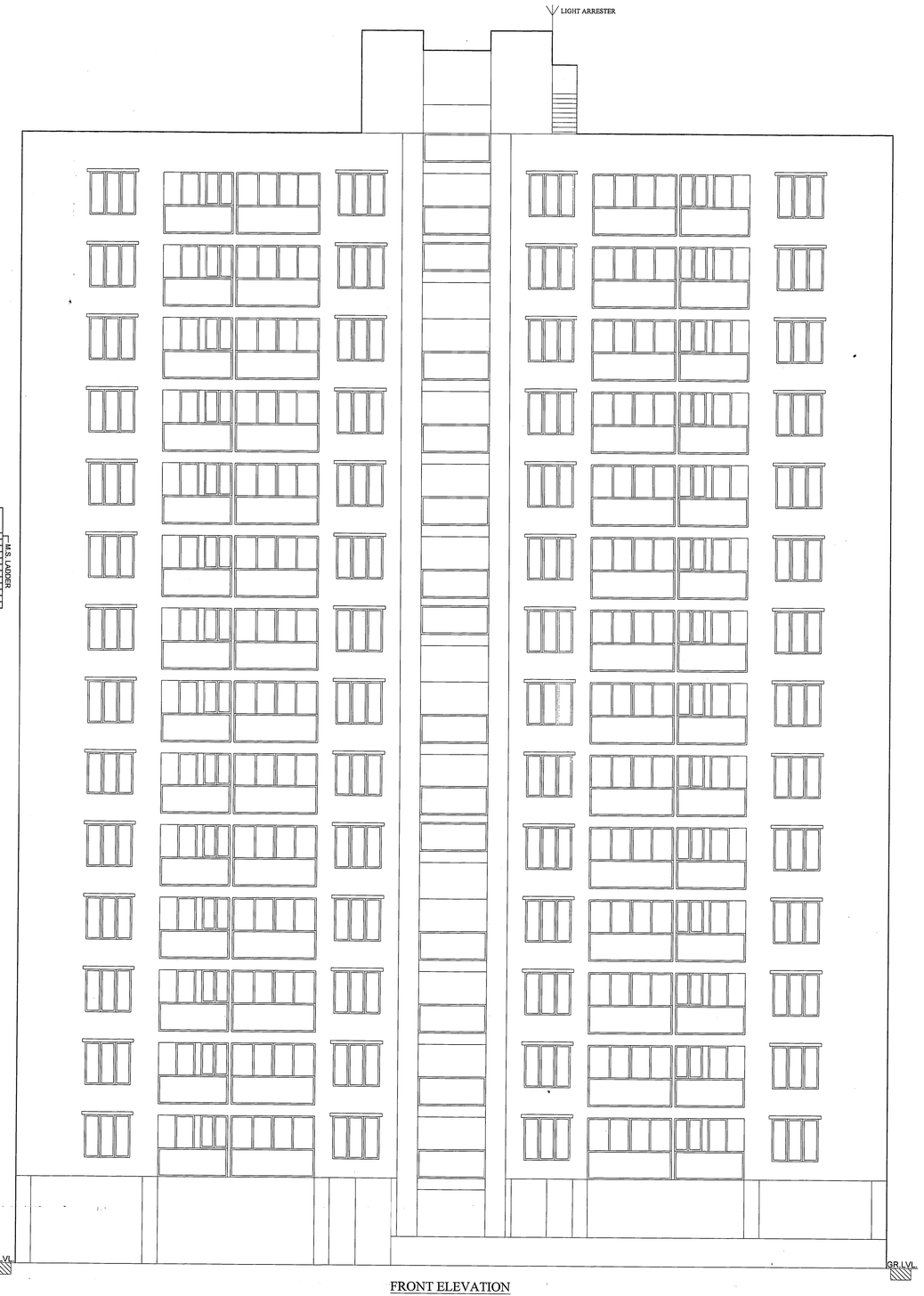

FRONT ELEVATION

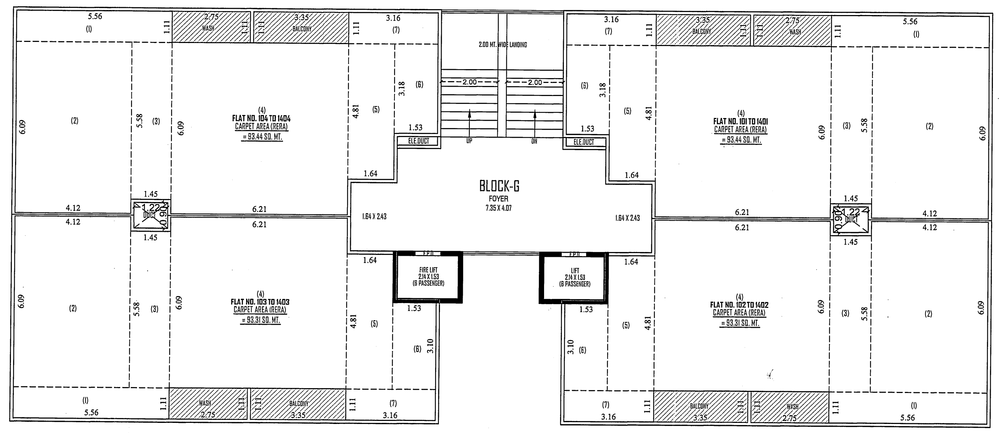

CARPET, WASH & BALCONY AREA (RERA) CALCULATION 1ST TO 14TH FLOOR PLAN
NOTE :- ALL OUTER & INTERNAL WALL ARE OF 0.12 MT. TH. B/K WALL

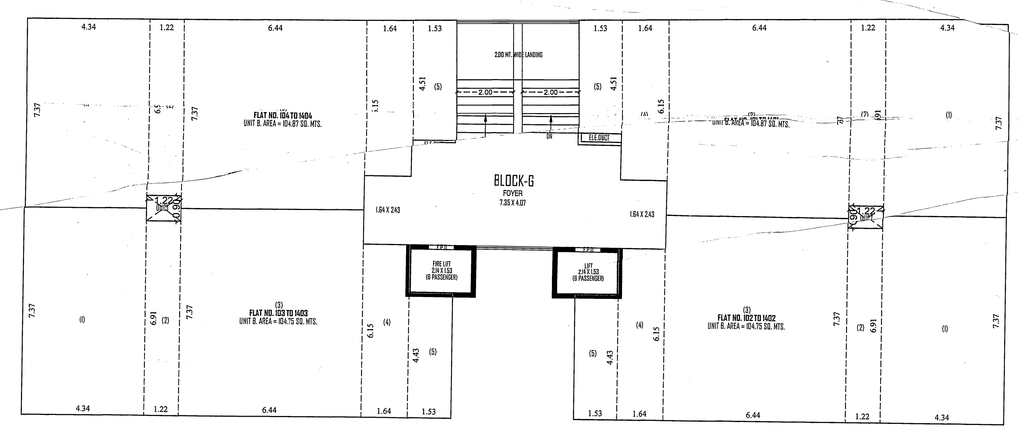
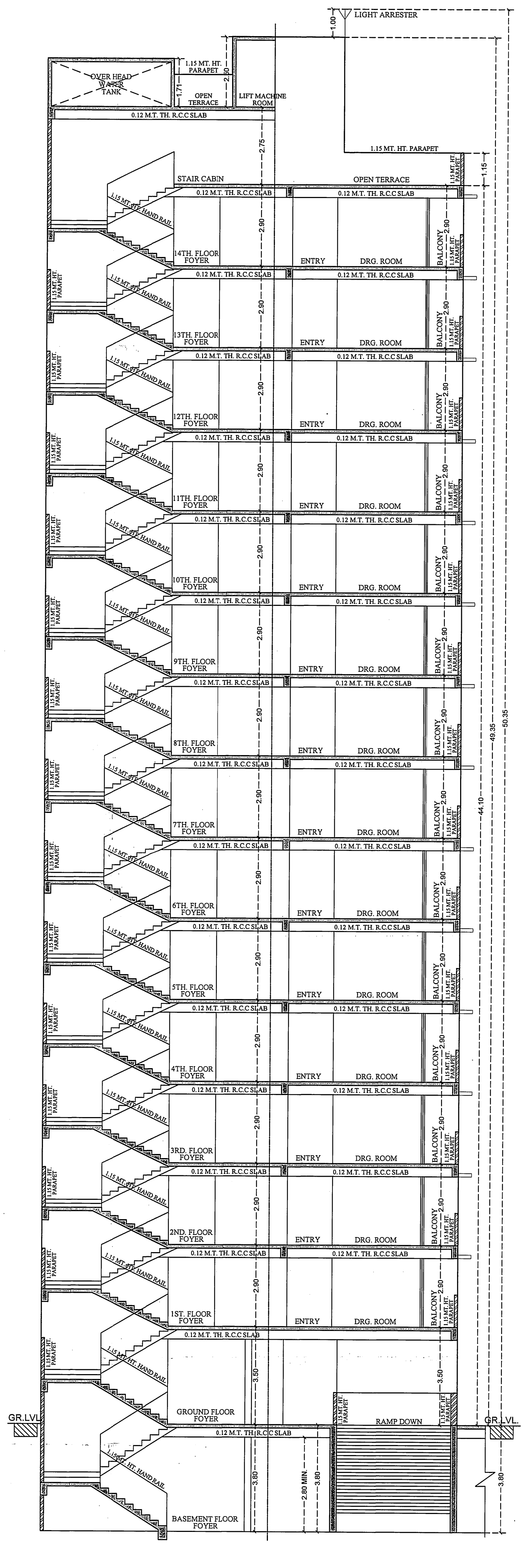
SKETCH FOR 1ST FLOOR TO 14TH FLOOR (BLOCK - G)