PRODUCED BY AN AUTODESK EDUCATIONAL PRODUCT

CASE NO. :
PERMI.NO. :

SHEET NO. : 1/13
DATE. :

PROPOSED PLAN SHOWING THE COMM. BUILDING ON F.P. NO. - 569 + 571, T.P.S. NO. - 3 (E.B. VARID FINAL) (C.K.P.), MOJE :- CHHADAVAD ,TA.- SABARMATI, DIST. - AHMEDABAD.

SCALE -: 1 CM = 1.00 MTS.
ZONE : RESI - 1 (OVERLAY ZONE TOZ-BRTS+MRTS)
USE -: MERCANTILE-1 (COMM.)

AREA TABLE

IN SQ.MTS.

PLOT AREA OF F.P. NO.- 569 + 571 (AS PER RECORD)	2447.00
PLOT AREA OF F.P. NO.- 569 + 571 (AS PER APPROVED PLAN)	2428.99
AREA GOING IN ROAD LINE	350.92
NET PLOT AREA	2078.07
REQUIRED C.P. AREA @ 10%	244.70
PROVIDED C.P. AREA	293.60
BUILT-UP AREA ON GROUND FLOOR	754.72
NET PLOT AREA	2447.00
PERMI. F.S.I. AREA 1 : 1.8 (2428.99 X 1.8)	4372.18
PERMI. F.S.I. ON CHARGEABLE (2428.99 X .90)	2186.09
PERMI. HIGHER F.S.I. ON (2428.99 X 1.3)	3157.69
TOTAL PERMI. + CHARGEABLE + HIGHER F.S.I. AREA (AS PER TOZ)	9715.96
TOTAL UTILIZED F.S.I. AREA	8035.67
UTILIZED CHARGEABLE F.S.I. AREA	2186.09
UTILIZED HIGHER F.S.I. AREA (AS PER TOZ)	1477.48

BUILT UP AREA TABLE

IN SQ.MTS.

	TOTAL
BUILT UP AREA ON THIRD CELLAR	1080.88
BUILT UP AREA ON SECOND CELLAR	1175.15
BUILT UP AREA ON FIRST CELLAR	1175.15
BUILT UP AREA ON GROUND FLOOR	754.39
BUILT UP AREA ON FIRST FLOOR	754.39
BUILT UP AREA ON SECOND FLOOR	754.39
BUILT UP AREA ON THIRD FLOOR	754.39
BUILT UP AREA ON FOURTH FLOOR	769.98
BUILT UP AREA ON FIFTH FLOOR	754.39
BUILT UP AREA ON SIXTH FLOOR	754.39
BUILT UP AREA ON SEVENTH FLOOR	769.98
BUILT UP AREA ON EIGHTH FLOOR	754.39
BUILT UP AREA ON NINTH FLOOR	747.01
BUILT UP AREA ON TENTH FLOOR	730.23
BUILT UP AREA ON ELEVENTH FLOOR	727.81
BUILT UP AREA ON STAIR CABIN &LIFT	71.66
BUILT UP AREA ON LIFT MACHINE ROOM	32.39
BUILT UP AREA ON O.H.W.T.	32.36
TOTAL	12593.12

F.S.I AREA TABLE

IN SQ.MTS.

	TOTAL
F.S.I AREA ON GROUND FLOOR	506.38
F.S.I AREA ON FIRST FLOOR	691.20
F.S.I AREA ON SECOND FLOOR	691.20
F.S.I AREA ON THIRD FLOOR	691.20
F.S.I AREA ON FOURTH FLOOR	691.20
F.S.I AREA ON FIFTH FLOOR	691.20
F.S.I AREA ON SIXTH FLOOR	691.20
F.S.I AREA ON SEVENTH FLOOR	691.20
F.S.I AREA ON EIGHTH FLOOR	691.20
F.S.I AREA ON NINTH FLOOR	683.82
F.S.I AREA ON TENTH FLOOR	667.04
F.S.I AREA ON ELEVENTH FLOOR	648.83
TOTAL PROP.USED F.S.I AREA	8035.67

COLOUR NOTE

▇	PLOT BOUNDRY	▨	ROAD
▇	COMMON PLOT	○	P.W.
☐	APPROVED WORK	✲	TREE
▇	PROPOSED WORK		
▇	PROPOSED DRAINAGE		

R.C.C. STAIR DETAIL

R.C.C.STAIR - 2.10 MT. WIDE
TREAD - 0.30 MT.
RISER - 0.16 MT.

SCHEDULE OF OPENINGS

RS - 3.05 X 2.20 W1 - 1.50 X 2.16 WITH SAFETY GRILL
D1 - 0.91 X 2.20 V - 0.60 X 0.90
D2 - 0.76 X 2.20

LEGENDS:-

FIRE HYDRANT SYSTEM PIPE MAN
SLUCE VALVE
SINGLE HANDED HYRANT VALVE
TWO WAY STAMESE/FIRE SERVICE INLET
NON RETURN VALVE
REDUCER
FIRE HOSE BOX
HOSE REEL HOSE
D.C.P. & CO2

LIFT DETAIL

MIN. CAPACITY 6 PER.
LIFT CARRING CAPACITY 6 PER.
DOOR MIN. WIDTH 0.90 MT.
0.60 MT. HANDRAIL HIGHT

UNITS BUILT UP AREA TABLE

FLOOR	UNIT NO. - 1	UNIT NO. - 2	UNIT NO. - 3	UNIT NO. - 4	UNIT NO. - 5	UNIT NO. - 6	UNIT NO. - 7	UNIT NO. - 8	UNIT NO. - 9	UNIT NO. - 10
THIRD CELLAR	----	----	----	----	----	----	----	----	----	----
SECOND CELLAR	----	----	----	----	----	----	----	----	----	----
FIRST CELLAR	----	----	----	----	----	----	----	----	----	----
GROUND FLOOR	264.49	223.72	209.90	179.52	113.58	92.60	----	----	----	----
FIRST FLOOR	----	----	----	----	----	----	79.39	----	----	----
SECOND FLOOR	598.11	79.39	----	----	----	----	----	----	----	----
THIRD FLOOR	598.11	79.39	----	----	----	----	----	----	----	----
FOURTH FLOOR	284.63	156.35	95.68	79.39	----	----	----	----	----	----
FIFTH FLOOR	93.52	70.81	62.40	51.48	39.62	53.57	62.68	45.07	67.02	79.39
SIXTH FLOOR	93.52	70.81	62.40	51.48	39.62	53.57	62.68	45.07	67.02	79.39
SEVENTH FLOOR	93.52	70.81	62.40	51.48	39.62	53.57	62.68	45.07	67.02	79.39
EIGHTH FLOOR	93.52	70.81	62.40	51.48	39.62	53.57	62.68	45.07	67.02	79.39
NINTH FLOOR	93.52	70.81	62.40	51.48	39.62	53.57	62.68	45.07	67.02	71.68
TENTH FLOOR	93.52	70.81	62.40	51.48	39.62	53.57	62.68	45.07	67.02	54.96
ELEVENTH FLOOR	93.52	70.81	62.40	51.48	39.62	53.57	62.68	45.07	67.02	----
STAIR CABIN & LIFT	----	----	----	----	----	----	----	----	----	----
LIFT MACHINE ROOM	----	----	----	----	----	----	----	----	----	----
O.H.W.T.	----	----	----	----	----	----	----	----	----	----

TENAMENT & FLOOR AREA TABLE

FLOOR	USE	EQ.TENAMENT SQ.MTS	FLOOR AREA SQ.MTS
THIRD CELLAR	PARK.	-----	-----
SECOND CELLAR	PARK.	-----	-----
FIRST CELLAR	PARK.	-----	-----
GROUND FLOOR	COMM.	06 SHOP	553.20
FIRST FLOOR	COMM.	07 SHOP	483.35
SECOND FLOOR	COMM.	01 BANQUET	649.47
THIRD FLOOR	COMM.	01 BANQUET	649.47
FOURTH FLOOR	COMM.	04 OFFICE	626.23
FIFTH FLOOR	COMM.	10 OFFICE	649.47
SIXTH FLOOR	COMM.	10 OFFICE	649.47
SEVENTH FLOOR	COMM.	10 OFFICE	649.47
EIGHTH FLOOR	COMM.	10 OFFICE	649.47
NINTH FLOOR	COMM.	10 OFFICE	649.47
TENTH FLOOR	COMM.	10 OFFICE	649.47
ELEVENTH FLOOR	COMM.	09 OFFICE	491.27
STAIR CABIN &LIFT	COMM.	-----	-----
LIFT MACHINE ROOM	COMM.	-----	-----
O.H.W.T.	COMM.	-----	-----
TOTAL	COMM.	13 SHOP + 73 OFFICE + 02 BANQ.	7349.81

COMMON PLOT AREA CALCULATION

1. ½ X (08.62 + 09.13) X 25.76 MT. = 228.53 SQ.MT.
2. ½ X (06.74 + 03.06) X 13.28 MT. = 65.07 SQ.MT.
TOTAL COMMON PLOT AREA = 293.60 SQ.MT.

TREE PLANTATION :-
200 SQ.MT. 3 TREE (REQD. & PROVI.)
2447.00 x 3 / 200 SQ.MT.
= 36.71 SAY
PROVIDED - 37 NOS. TREE

PERCOLATING WELL :-
TOTAL PLOT AREA = 2447.00 SQ.MT.
REQUIRED P.W. = 1500 TO 4000 = 1 P.W.
2447.00 / 4000.00 = 00.61 P.W.
SAY = 1 P.W.
PROVIDED = 1 P.W.

DUST BIN :-
FOR COMM.
TOTAL COMM. FLOOR AREA = 7349.81
REQUIRED 100 SQ.MT. = 20 LITER
7349.81 X 20 / 100
SAY = 1469.96 LIT.
1469.96 / 80 LIT. = 18.37 D.BIN
SAY = 19.00 D.BIN

PROPOSED SANITARY PROVISION :-

TOTAL FLOOR AREA = 7349.81 SQ.MTS.
4.00 SQ.MT. = 1 PERSON
7349.81 / 4 = 1837.45 PERSON
SAY = 1839 PERSON
0 to 100 PERSON = 04 TOILET + 04 URINAL
100 to 500 PERSON = 08 TOILET + 08 URINAL
501 to 1839 PERSON = 14 TOILET

	REQUIRED	PROVIDED
W.C.	26 W.C. GENTS	24 W.C. GENTS
W.C.	26 W.C. LADIES	24 W.C. LADIES
U	12 URINAL	16 URINAL ,101 TOILET

PARKING PROVISION :- (IN SQ.MT.)

FOR COMM.
TOTAL USED F.S.I AREA = 8035.67 SQ.MT.
REQUIRED PARKING SPACE = 35%
8035.67 x 35% = 2812.48 SQ.MT.
CAR = 2812.48 x 50% = 1406.24 SQ.MT.
TWO WHEELER'S = 2812.48 x 30% = 843.74 SQ.MT.
VISITOR'S = 2812.48 x 20% = 562.50 SQ.MT.

VEHICLE	REQUIRED	PROVIDED				
		GR.LVL.	I CELLAR	II CELLAR	III CELLAR	TOTAL
CAR	1406.24	208.13	512.88	625.79	88.77	1435.57
TWO WHEELER'S	843.74	-----	18.89	180.40	713.98	913.27
VISITOR'S	562.50	323.42	274.38	-----	-----	597.80
TOTAL	2812.48	531.55	806.15	806.19	802.75	2946.64

VISITOR'S PARKING CALCULATION

1½ X 13.80 MT. X (02.89 + 03.07) X 1 = 41.12 SQ.MT. (GR.LVL.)
2½ X 28.22 MT. X (02.89 + 03.14) X 1 = 85.08 SQ.MT. (GR.LVL.)
4. 02.50 MT. X 03.53 MT. X 1 = 08.83 SQ.MT. (GR.LVL.)
5. 01.61 MT. X 02.47 MT. X 1 = 03.98 SQ.MT. (GR.LVL.)
6½ X 31.47 MT. X (05.89 + 05.83) X 1 = 184.41 SQ.MT. (GR.LVL.)
323.42 SQ.MT. (GR.LVL.)

CAR PARKING CALCULATION

24. ½ X 11.95 MT. X (02.95 + 03.37) X 1 = 37.76 SQ.MT. (GR.LVL.)
25. ½ X 18.11 MT. X (03.06 + 09.01) X 1 = 109.29 SQ.MT. (GR.LVL.)
26. ½ X 14.97 MT. X (03.22 + 04.94) X 1 = 61.08 SQ.MT. (GR.LVL.)
208.13 SQ.MT. (GR.LVL.)

AS PER N.B.C. :-
LIFT WELL SIZE :- 2.40 x 2.16
NOS. OF PERSON :- 16
LIFT WELL SIZE :- 3.00 x 2.10
NOS. OF PERSON :- 22

AS PER G.D.C.R. REQD. LIFT :-
1000.00 SQ.MTS. OF B.AREA 1 LIFT (6PERSON)
3rd. FL. to 13th. FL.
6762.37
TOTAL= 6762.37 SQ.MTS.
6762.37 SQ.MT./1000 SQ.MT.
= 06.76 LIFT ,SAY 7 LIFT.
TOTAL REQUIRED
~~(07 x 06) = 42 Persons Capacity Lift~~

LIFT PROVIDED :-
2 Lift Of 16 Persons Capasity Each.
1 Lift Of 22 Persons Capasity.
= 54 Persons.

NOTE:-

1. HYDRANT SYSTEM :-

* ON / OFF SWITCHES LOCATED NEAR THE HOSE REEL HOSE OR HYDRANT OUTLAT AT EACH FLOOR FOR THE MAN FIRE PUMP AT THE UNDERGROUND WATER TANK WITH A CAPACITY TO DISCHARGE 900 LITERS PER MINUT AT 3 BAR PRESSURE AS MEASURED AT THE TERRACE LAVEL SHOULD BE INSTALLED.

* THE RISER FOR THE BUILDING EXCEEDING 18 METERS HEIGHT SHOULD NOT BE OF LESS THEN 100 MM INTERNAL DIAMETER THE RISER SHOULD BE CONNECTED TO THE BOTTOM OF THE TERRACE TANK WITH A STOP VALVE AND A NRV TO ACT AS A DOWN COMER.

* ON THE RISER IN REQUIRED FOR EVERY 1000 SQ. METERS FLOOR AREA & IF THE BUILDING IS DIVIDED INTO TWO OR MORE PARTS THEN EACH PART SHOULD HAVE A SEPARATE RISER WITH ALL FITTINGS AT EACH FLOOR LEVEL.

* EACH FLOOR SHOULD HAVE ONE HYDRANT OUTLET WITH A COUPLING FOR ATTACHING A 63 MM DIA. HOSE 25 MM BORE HOSE REEL HOSE WITH 8 MM SHUT OFF NOZZLE AT EACH FLOOR LANDING THE LENGTH OF THE HOSE REEL HOSE SHOULD BE ENOUGH TO REACH THE FARTHEST COMER OF THE FLOOR HOSE-BOX WITH 15 MT. LONG 63 MM DIA. HOUSE & 12.5 MM BORE NOZZEL AT ALTERNATE FLOORS THE HOSE-REEL HOSE SHOULD BE COUPLED TO THE RISER.

* FIRE SERICE INLET SHOULD BE INSTALLED AT A POINT NEAR THE ENTRY TO THE PREMISSISES WHERE A FIRE SERVICE VIHICAL CAN APPROACH EASILY.

* THE OVER HEAD WATER TANK SHALL BE OF A CAPACITY OF NOT LESS THAN 20,000 LITERS.
THE U.G. TANK SHALL BE OF NOT LESS THAN 1,00,000 LITERS.

2. FIRE LIFT :-

* THE FIRE LIFT AND ALL LIFT SHOULD HAVE A PROVISION TO GROUND AUTOMATICALLY IN CASE OF ELECTRICITY FAILURE EACH BUILDING SHOULD HAVE AT LEAST ONE LIFT AS A FIRE LIFT & IF THE BUILDING IS DIVIDED IN TO TWO OR MORE PARTS THEN EACH PART SHOULD HAVE A FIRE LIFT. LIFT WELL SHOULD HAVE BLOWRES TO PRESSURIZE THE LIFT WELL SO CONNECTED THAT IT WILL AUTOMATICALLY OPWRATE WHEN ALARM CALL POINT IS OPERATED SO THAT IT PREVENTS THE LIFT GETTING SMOKE LOGGED.

3. FIRE ALARAM :-

* FIRE ALARAM CALL POINT TO BE INSTALLED AT EACH FLOOR WITH SOUNDERS CAPABLE OF BEING HEAD ALL THOUGHT THE BUILDING.

4. FIRE EXTINGUISHERS :-

* ONE CARBON DIOXIDE (CO2) TYPE EXTINGUISHER OF 4.5 KG. & ONE EXINGUISHER OF 5 KG. DRY CHEMICAL POWDER (DCP) TO BE INSTALLED ON EACH FLOOR IN CASE OF COMM. BUILDING TWO CORBON DIOXIDE (CO2) TYPE EXINGUISHER OF 2 KG. CAPACITY ON EACH FLOOR & 5 KG. DRY CHEMICAL POWDER (DCP) TYPE EXINGUISHER IF THE BUILDING IS DIVIDED IN TO TWO OR MORE PARTS SHOULD HAVE THESE EXTINGUISHERS INSTALLED.

5. STAIR CASE :-

* THE STAIR CASE HAS TO BE OPEN FROM AT LEAST ONE OR TWO SIDES IF THE STAIR CASE IN THE CENTRE CORE OF THE BUILDING IT HAS TO BE PRESSURIZED TO PREVENT IT GETTING SMOKE LOGGED THE RISER/ DOWON-COMER SHOULD BE LOCATED IN THE STAIRCASE OR CLOSE TO IN TO MAKE IT EASILY APPROCHABLE IN CASE OF FIRE FROM THE FLOOR BELOW OR ABOVE

6. BASEMENT :-

* THE BASEMENT OF 200 SQ. METERS OR MORE SHOULD BE PROTECTED WITH AUTOMATIC SPRINKLER SYSTEM WITH AT LEAST ONE SPRINKLER HEAD FOR A CAR PARKING SPACE ADDITIONALLY BE PROTECTED BY A HYDRANT OUTLET AND TWO 25mm BORE HOSE REEL HOSES WITH 8mm BORE NOZZLES AT EACH BASEMENT LEVEL

7. LIGHTENING ARRESTAR :-

* A LIGHTENING APRESTER SHOULD ALSO BE INSTALLED & BE PROPERLY EARTHED TO PREVENT DEMAGE TO THE BUILDING WHEN THE LIGHTENING STRIKES.

8. PHOTO LUMINESCENT (AUTO GLOW) SIGNAGE'S :-

* IF THE BUILDING FALL IN A CONFINED AREA OF IF FT HAS AND ENCLOSED STAIRCASE OR IS NOT WELL LIT -UP ON THE INSIDE, THEN ADESUATE PHOTO LUMINESCENT (AUTO GLOW) SIGNAGE'S SHOULD NE DISPLAYED AT EACH FLOOR/ LANDING/PATHWAY/DEAD-END AND ALONG ALL EXIT ROUTES LEADING TO THE GROUND LEVEL. THE SIGNAGE SHOULD INDICATE FIRE FIGHTING, FIRE SAFETY, FIRST AID AND OTHER SAFETY EQUIPMENT PRESENT ON THE RESPECTIVE FLOOR/LANDING/PATH WAY/DEAD-END AND ALONG ALL EXIT ROUTES LEADING TO THE FROUND LEVEL

9. ELECTRIC POWER SUPPLY TO THE ENTIRE FIRE SAFETY SYSTEM :-

* ELECTRICITY SUPPLY TO THE FIRE PUMP. FIRE ALARM SYSTEM. STAIRCASE PRESSURIZATION SYSTEM AND FIRE LIFT SHOULD BE MADE AVAILAVLE FROM THE MAIN ELECTRICITY SYPPLY (I.E. FROM POWER SUPPY OF THE COMPANY) THIS IS TO ENSURE AVAIBILITY OF POWER SUPPLY TO THE FIRE PROTECTON & SAFETY SYSTEM EVEN AFTER THE MAIN ELECTRICAL SUPPY TO THE BUILDING IS SWITCHED OFF AT THE TIME OF FIRE.

10. IMPORTANT INSTRUCTIONS :-

* AFTER INSPECTION OF A LOW-RISE BUILDING BY THE FIRE SERVICE AUTHORITY. IF THE FIRE OFFICER CONCERNED FELLS THE NEED FOR ADDITIONAL FIRE PREVENTION/PROTECTION MEASURES/VENTILATION SYSTEM REQUIRED OR EQUIPMENT (I.E. PASSIVE SYSTEM / SUSPPRESSION SYSTEM/FIRE DOOR-WINDOW/DETECTION SYSTEM/ACTIVE SYSTEM/ SPRINKLER/DRENCHER ETC.) AS PER FIRE LOAD/FIRE RISK/PUBLIC GATHERING.POTENTIOL/ OCCUPANCY/CONFINED AREA,THOSE ADDITIONAL MEASURES/EQUIPMENT HAVE TO BE IMPLEMENTED/INSTALLED.

NOTES :-
* ENGINEER IS FULLY RESPONSIBLE FOR LEAVING OPEN SPACE AND MARGIN.
* THE DEPTH AND POSITION OF EXISTING MUNICIPAL MANHOLE IS VERYFIED BY ME ON SITE AND PREMISES GETS DRAINAGE CONNECTION.
* IT IS CERTIFY THAT ACCORDING TO GDCR 2021 ALL REQUIREMENTS OF THE BUILDING ARE CHECKED AND NECESSARY ACTIONS ARE TAKEN.
* IT IS CERTIFY THAT ACCORDING TO THE CLAUSE NO.:- 4.5.3 OF THE GDCR, THE STRUCTURE OF THE BUILDING IS DESIGN AS PER THE NORMS OF THE INDIAN STANDARD.
* DESIGN OF STAIRCASE AND RAILING IS PROVIDED AS PER THE PROVISION OF THE CLAUSE NO.23.1.12 AND 23.14 AND 24.6 OF GDCR.
* PEDESTRIAN RAMP IS PROVIDED AS PER THE PROVISION OF THE CLAUSE NO.23.1.5 OF GDCR.
* LIFT IS PROVIDED AS PER THE PROVISION OF THE CLAUSE NO.23.12 AND 24.7 OF GDCR.
* WATER TANK IS PROVIDED AS PER THE PROVISION OF THE CLAUSE NO.23.8 OF GDCR.
* SEPARATE LETTER BOX IS PROVIDED AT GROUND LEVEL FOR EACH UNIT.
* WATER TANK FOR FIRE SAFETY REQUIREMENT PROVIDED AS PER CHAPTER NO.24 OF GDCR.
* ELECTRICAL INFRASTRUCTURE SHALL BE PROVIDED AS PER CLAUSE NO.23.1*
* DRINKING WATER FACILITY FOR DISABLED PERSONS IS PROVIDED AS PER THE CLAUSE NO.23.6.2.
* DRAINAGE FACILITY IS PROVIDED AS PER THE CLAUSE NO.23.10
* SIGNAGES OF THE PARKING PLACE WILL BE PROVIDED AS PER THE CLAUSE NO.23.7 OF THE
* THE PAVING OF BUILDING UNIT/FINAL PLOT WILL BE PROVIDED AS PER THE PROVISION OF THE CLAUSE NO.23.1.4 OF THE GDCR.
* THE STRUCTURE OF THE BUILDING IS AS PER THE NORMS SPECIFIED IN THE INDIAN STANDARD AND TAKE NECESSARYU ACTION FOR THE STRUCTURAL SAFETY DURING THE CONSTRUCTION.
* RAIN WARTER STORAGE TANK AND RAIN WATER HARVESTING SYSTEM IS PROVIDED AS PER THE CLAUSE NO.27.2 OF GDCR 2021.
* COMMUNITY BIN PROVIDED AS PER THE PROVISION OF THE CLAUSE NO.27.3 OF GDCR.
* GREY WATER RECYCLING SYSTEM IS PROVIDED AS PER THE CLAUSE NO.27.4 OF GDCR
* TREE PLANTATION IS PROVIDED AS PER THE CLAUSE NO.27.5 OF GDCR
* FIRE SAFETY SYSTEM IS PROVIDED AS PER THE CHAPTER NO.24 OF GDCR 2021.
* MAINTANANCE AND UPGRADATION OF BUILDING IS AS PER THE CHAPTER NO.29 OF GDCR 2021.
* SERVICE IS PROVIDED AS PER G.D.C.R. CLAUSE NO. 24.17.

NOTE- IT IS CERTIFY THAT THE PLOT IS SURVEYED BY ME ON ALL DIMENSION SITES SHAPE AND ARE SHOWN ON PLAN AREA TALLIES WITH SITE POSITION OF OCCURRENCE AS AN ENGINEER, I AM FULLY RESPONSIBLE FOR THAT.

AS AN ENGINEER I CERTIFY THAT ALL REQUIREMENTS UNDER G.D.C.R. HAS BEEN VERIFIED BY ME AND THE SITE LAND IS SUITABLE FOR PROPOSED CONSTRUCTION. THE PLOT DIMENSIONS AS SHOWN IN THE PLAN CORRESPONDS WITH THE SIDE.

ENGINEER CERTIFICATE
ENGINEER IS FULLY RESPONSSIBLE FOR LEVING MARGINAL OPEN SPACE & ROAD LINE PORTION.

DRAINGE CERTIFICATE.
THE DEPTH OF POSITION OF EXIS. M.H. IS CHACKED VARIFIED PERSONALLY BY ME ON SITE PREMICES CAN GET CONNECTION AS SHOWN IN PLAN

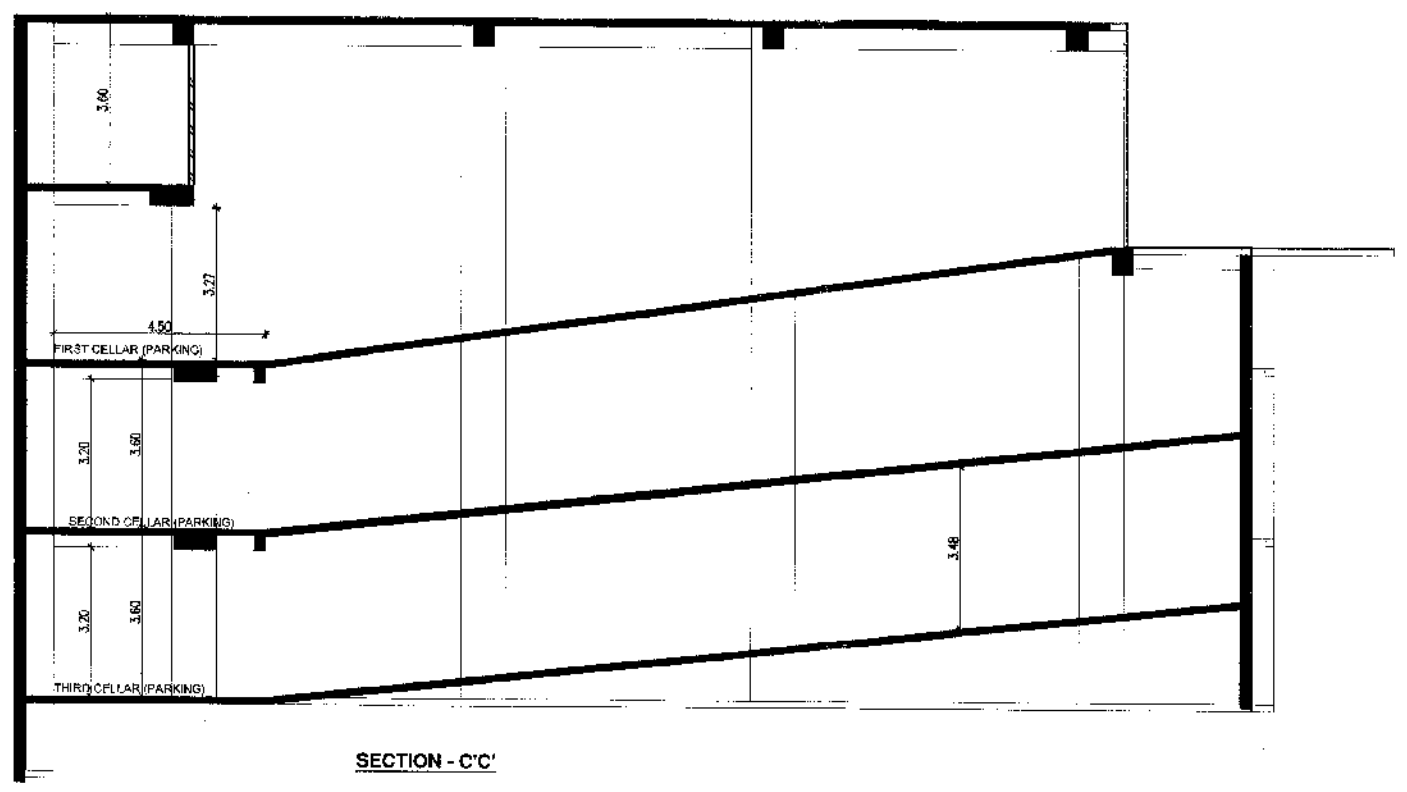

FIRST CELLAR (PARKING)
SECOND CELLAR (PARKING)
THIRD CELLAR (PARKING)
4.50
3.27
3.60
3.20
3.48

SECTION - C'C'

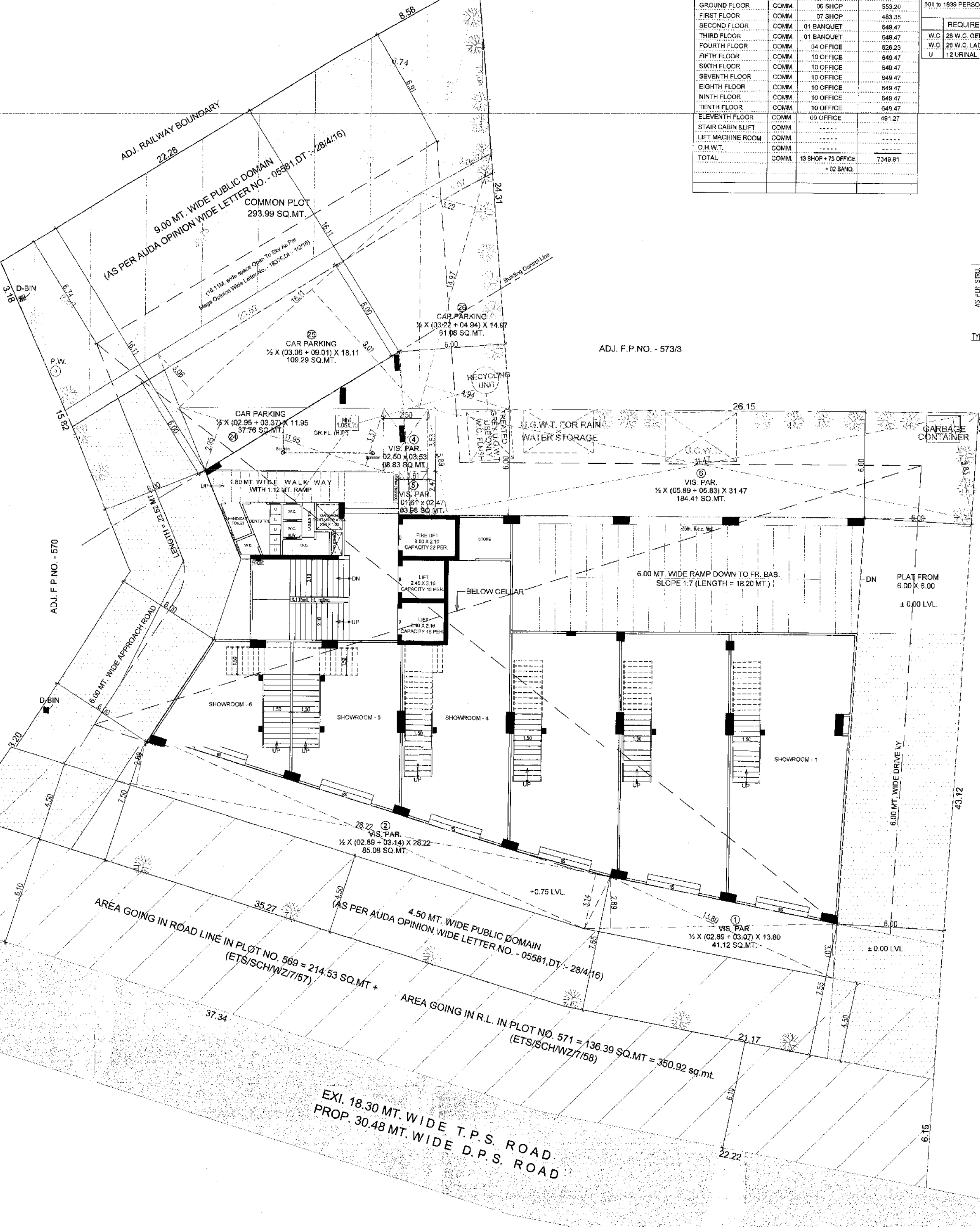

ADJ. RAILWAY BOUNDARY
9.00 MT. WIDE PUBLIC DOMAIN (AS PER AUDA OPINION WIDE LETTER NO. - 05581,DT :- 28/4/16)
COMMON PLOT 293.99 SQ.MT.
Building Control Line
㉕ CAR PARKING ½ X (03.06 + 09.01) X 18.11 109.29 SQ.MT.
㉖ CAR PARKING ½ X (03.22 + 04.94) X 14.97 61.08 SQ.MT.
㉔ CAR PARKING ½ X (02.95 + 03.37) X 11.95 37.76 SQ.MT.
ADJ. F.P NO. - 573/3
ADJ. F.P NO. - 570
RECYCLING UNIT
TREATED GREY U.G.W.T. USE ONLY W.C. FLUSH
U.G.W.T. FOR RAIN WATER STORAGE
GARBAGE CONTAINER
④ VIS. PAR. 02.50 X 03.53 08.83 SQ.MT.
⑤ VIS. PAR 01.61 x 02.47 03.98 SQ.MT.
⑥ VIS. PAR. ½ X (05.89 + 05.83) X 31.47 184.41 SQ.MT.
① VIS. PAR ½ X (02.89 + 03.07) X 13.80 41.12 SQ.MT.
② VIS. PAR. ½ X (02.89 + 03.14) X 28.22 85.08 SQ.MT.
1.80 MT. WIDE WALK WAY WITH 1.12 MT. RAMP
6.00 MT. WIDE RAMP DOWN TO FR. BAS. SLOPE 1:7 (LENGTH = 18.20 MT.)
6.00 MT. WIDE DRIVE WAY
PLAT FROM 6.00 X 6.00
± 0.00 LVL.
+0.75 LVL.
BELOW CELLAR
STORE
FIRE LIFT 3.00 X 2.10 CAPACITY 22 PER.
LIFT 2.40 X 2.16 CAPACITY 16 PER.
SHOWROOM - 1
SHOWROOM - 4
SHOWROOM - 5
SHOWROOM - 6
6.00 MT. WIDE APPROACH ROAD
LENGTH = 23.62 MT.
4.50 MT. WIDE PUBLIC DOMAIN (AS PER AUDA OPINION WIDE LETTER NO. - 05581,DT :- 28/4/16)
AREA GOING IN ROAD LINE IN PLOT NO. 569 = 214.53 SQ.MT + (ETS/SCH/WZ/7/57)
AREA GOING IN R.L. IN PLOT NO. 571 = 136.39 SQ.MT = 350.92 sq.mt. (ETS/SCH/WZ/7/58)
EXI. 18.30 MT. WIDE T.P.S. ROAD
PROP. 30.48 MT. WIDE D.P.S. ROAD
P.W.
D-BIN
24.31
8.58
6.74
6.91
22.28
15.82
3.18
26.15
43.12
35.27
37.34
21.17
22.22
6.15
6.31
3.20

LAY OUT PLAN & SITE PLAN

[illegible] 23 05 16

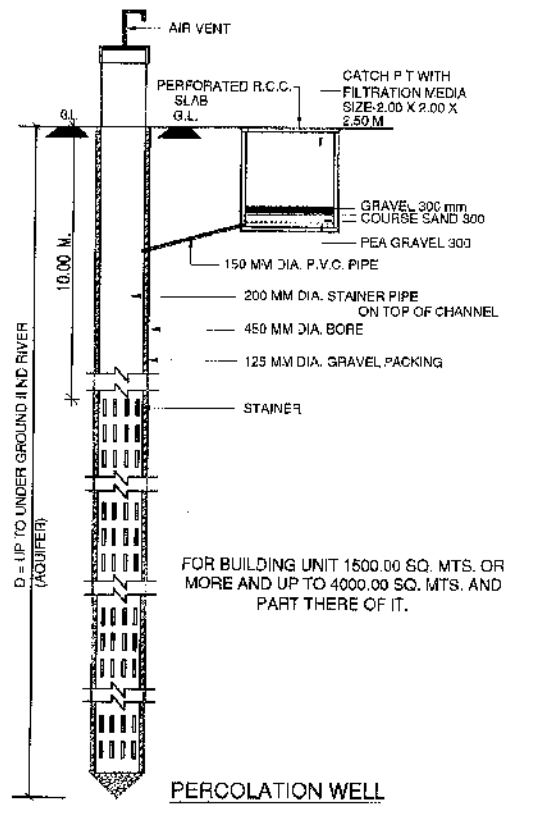

AIR VENT
PERFORATED R.C.C. SLAB G.L.
CATCH P.T WITH FILTRATION MEDIA SIZE-2.00 X 2.00 X 2.50 M.
GRAVEL 300 mm
COURSE SAND 300
PEA GRAVEL 300
150 MM DIA. P.V.C. PIPE
200 MM DIA. STAINER PIPE ON TOP OF CHANNEL
450 MM DIA BORE
125 MM DIA. GRAVEL PACKING
STAINER
10.00 M.
D = UP TO UNDER GROUND II ND RIVER (AQUIFER)

FOR BUILDING UNIT 1500.00 SQ. MTS. OR MORE AND UP TO 4000.00 SQ. MTS. AND PART THERE OF IT.

PERCOLATION WELL

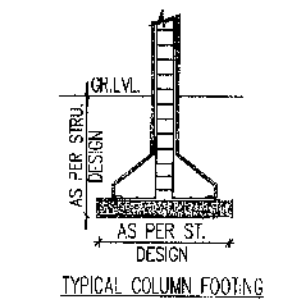

GR.LVL.
AS PER STRU. DESIGN
AS PER ST. DESIGN

TYPICAL COLUMN FOOTING

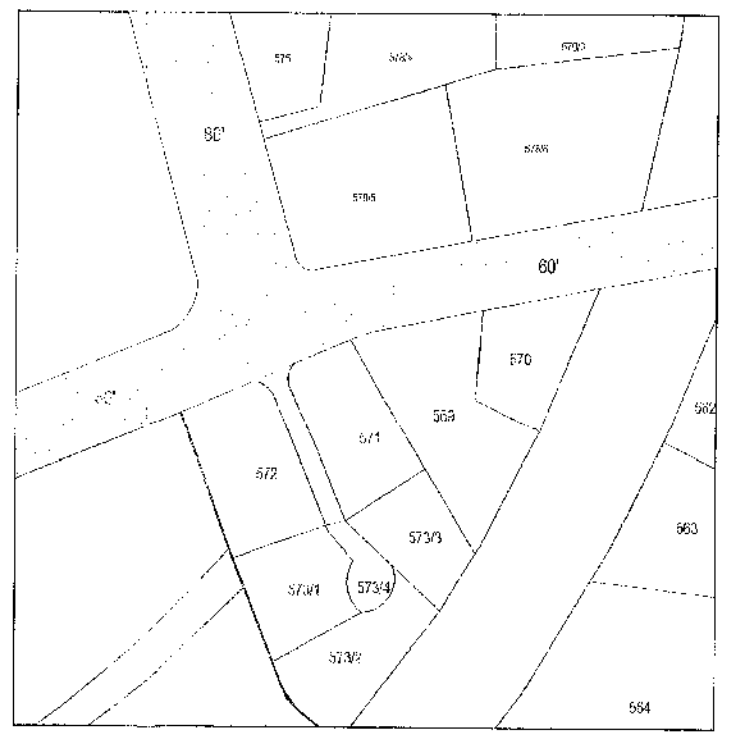

560
570
569
571
572
573/3
573/4
573/1
573/2
563
564
60'

KEY PLAN

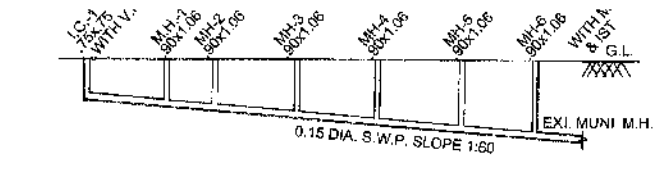

I.C.-1 75X75 WITH V.T.
MH-1 90X1.06
MH-2 90X1.06
MH-3 90X1.06
MH-4 90X1.06
MH-5 90X1.06
MH-6 90X1.06 WITH 1ST G.L.
EXI. MUNI M.H.
0.15 DIA. S.W.P. SLOPE 1:60

CUTTING	0.75	0.78	0.82	0.85	0.90	0.95	0.99
IN-LVL	29.25	29.22	29.18	29.15	29.10	29.05	29.01
GL-LVL	30.00	30.00	30.00	30.00	30.00	30.00	30.00
DISTANCE	00.00	8.75	16.59	23.88	35.44	48.00	56.43

DRAINGE SECTION
SCALE:HORI.=1CM.=6.0 MT.
VERTI.=1CM.=1.0 MT.

BVR Buildcon
Partner

OWNER

BVR Buildcon
Partner

DEVELOPER

K. M. PATEL
(Civil Eng.)
C/5, Amar Apartment,
Nr. Ghanshyam Apartment,
Opp. Ranisshwar Mahadev,
Meghaninagar, Ahmedabad-16.
AMC C.O.W. Lic. No. 0005010716R2
Rept. No. 0112/11, Dt. 08-06-2011

CLERK OF WORKS

Mohan B. Agrawal
(B.E. Civil)
4th Floor, Shoppers Plaza-II,
Opp. Telephone Exchange,
C.G. Road, Navrangpura,
Ahmedabad-380 009.
AMC ER. Lic. No. 0009100716R2
Rept. No. 009, Dt. 08-06-2011

ENGINEER.

NELSON M. MACWAN
STR. ENG. LIC. NO. [illegible]
Shop No. 11/3, Mangal Tirth,
Nr. Sharda Society, Paldi, Ahmedabad-7.

STRU.ENGINEER.

RESPONSIBILITY (G.D.C.R.-2021 C.L. NO. 4.3,4.4 & 4.6) :-
APPROVAL OF DRAWINGS AND ACCEPTANCE OF ANY STATEMENT, DOCUMENTS, STRUCTURAL REPORT, STRUCTURAL DRAWINGS, PROGRESS CERTIFICATE OR BUILDING COMPLETION CERTIFICATES SHALL NOT DISCHARGE THE OWNER, ENGINEER, ARCHITECT, CLERK OF WORKS/SITE SUPERVISOR, STRUCTURAL DESIGNER, DEVELOPER, OWNER FROM THEIR RESPONSIBILITIES, IMPOSED UNDER THE ACT, THE DEVELOPMENT CONTROL REGULATIONS AND THE LAWS OF TORT AND LOCAL ACTS.
LIABILITY (G.D.C.R.-2021 C.L. NO. 3.3.1) :-
NOTWITHSTANDING ANY DEVELOPMENT PERMISSION GRANTED UNDER THE ACT AND THESE REGULATIONS, ANY PERSON UNDERTAKING ANY DEVELOPMENT WORK SHALL CONTINUE TO BE WHOLLY AND SOLELY LIABLE FOR ANY INJURY OR DAMAGE OR LOSS WHATSOEVER THAT MAY BE CAUSED TO ANY ONE IN OR AROUND THE AREA DURING SUCH CONSTRUCTION AND NO LIABILITY WHATSOEVER IN THIS REGARD SHALL BE CAST ON THE AUTHORITY

Ahmedabad Municipal Corporation

Case No. : BHNT/WZ/291215/GDR/A5561/R0/M1
Zone: West

Plan Approved as per terms and condition mentioned in the Commencement Certificate

Raja Chitthi Number : 6088/291215/A5561/R0/M1

Date : 26/05/16

26/05

Sub Inspector (Civic Center)

Asst. T.D.O./Asst. E.O. (Civic Center)

Nilesh Baranda Dy T.D.O. West

R.B. BARAD Dy MC West

AUTHORITY.

PRODUCED BY AN AUTODESK EDUCATIONAL PRODUCT

PRODUCED BY AN AUTODESK EDUCATIONAL PRODUCT

PRODUCED BY AN AUTODESK EDUCATIONAL PRODUCT