PRODUCED BY AN AUTODESK EDUCATIONAL PRODUCT

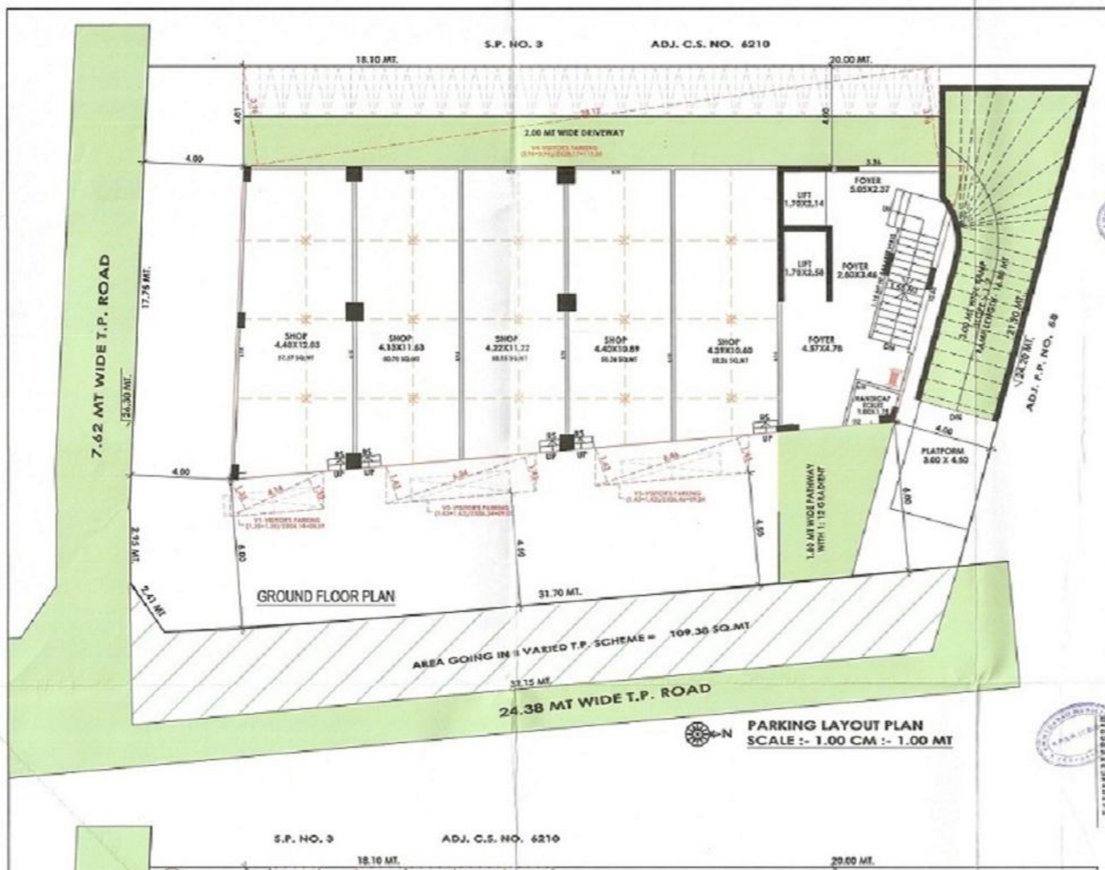

N PARKING LAYOUT PLAN
SCALE :- 1.00 CM :- 1.00 MT

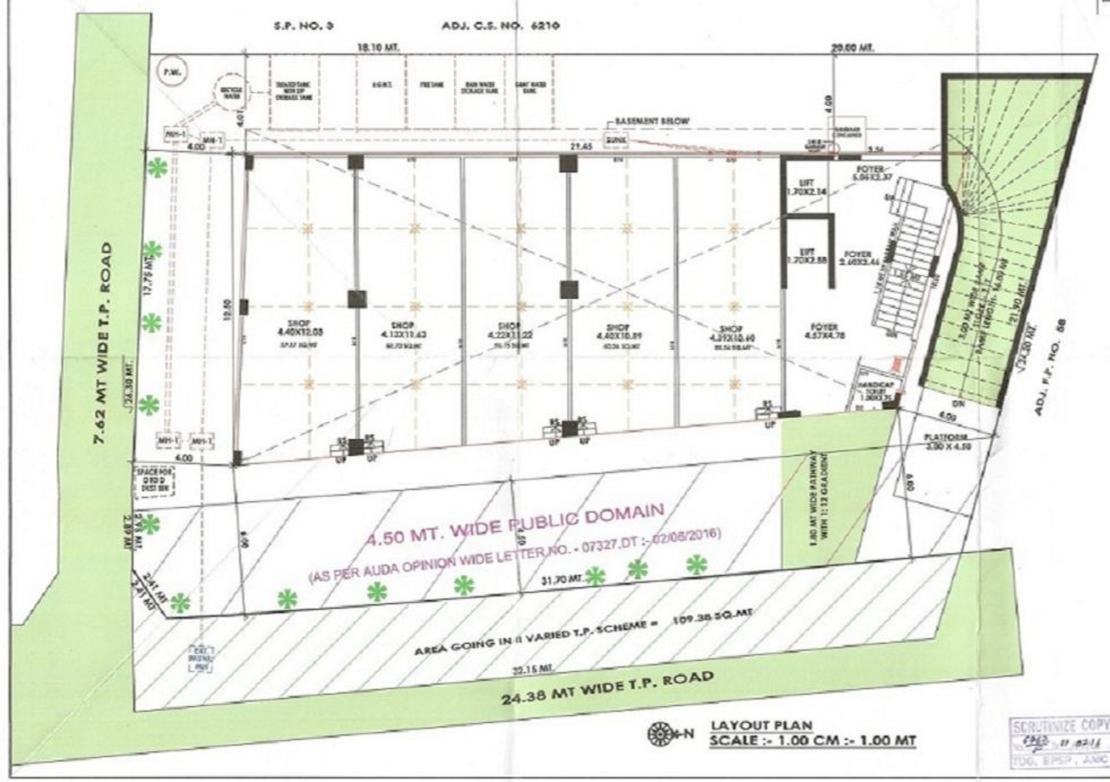

N LAYOUT PLAN
SCALE :- 1.00 CM :- 1.00 MT

SCRUTINIZE COPY
TOD, EPSP, AMC

PARKING AREA TABLE (COMM.)						
TOTAL UTILIZED F.S.I. AREA = 2075.86 SQ.MT						
REQUIRED PARKING AREA 2075.86 @ 35 % = 726.55 SQ.MT (AS PER CL.NO. - 10.10.1)						
PARKING AREA STATEMENT		PROVIDED PARKING				
VEHICAL	PERCENT BREAKUP	1st CELLAR	2nd CELLAR	3rd CELLAR	OPEN SPACE	TOTAL
CAR PARKING	@ 50 % OF REQ PARK 363.27 SQ.MT	230.73	153.82	------	------	384.55
OTHER'S PARKING	@ 30 % OF REQ PARK 217.97 SQ.MT	------	22.34	201.48	------	223.82
VISITOR'S PARKING	@ 20 % OF REQ PARK 145.31 SQ.MT	13.90	------	------	135.45	149.35
TOTAL PARKING	726.55 SQ.MT	244.63	176.16	201.48	135.45	757.72



N KEY PLAN
SCALE :- 1.00 CM :- 20.00 MT

LEGEND	DESCRIPTION
	FIRE HYDRANT SYSTEM FOR MAIN
	SINGLE HANDED HYDRANT VALVE
	SLUICE VALVE
	TWO WAY SANIC CONNECTION
	RISE OR DROP
	NON RETURN VALVE
	REDUCER
	FIRE HOSE BOX
	HOSE REEL HOUSE
	DO.P & CO-2

The Basic Requirements for Fire Protection Of High - Rise Building In A.M.C and AUDA Area

(1) HYDRANT SYSTEM :
ON/OFF switches located near the hose reel hose or hydrant outlet, at each floor for the main fire - Pump at the underground water tank with a capacity to discharge the 900 liters per minute at 3 bar pressure as measured at the terrace level should be installed.

The Riser For The Buildings Exceeding 18 meters height should not be of less than 100mm. internal diameter. The riser should be connected to the bottom of the terrace tank with a stop valve and a NRV in out as a Down - comer.
On floor is required for every 1000 sq. meters floor area and if the building is divided into, two or more parts then each part should have a separate riser with all fittings at each floor level.

Each floor should have one hydrant outlet with a coupling for attaching a 63 mm.dia hose 30 mm. bore hose - reel hose with 8 mm. shut - off nozzle at each Landing.
The length of the hose reel hose should be enough to reach the farthest corner the floor Hose box with 15 meters long, 63mm. dia. hose and 12.5 mm. bore nozzle at alternate floors. The hose - reel hose should be coupled to the riser.

Fire - service should be installed at a point near the entry to the premises where a fire service vehicle can approach easily.

The OVERHEAD TANK shall be of a capacity of not less than 20,000 liters.
The UNDERGROUND TANK shall be of a capacity of not less than 1,00,000 liters.

(2) FIRE LIFT :
The Fire-Lift and all the lifts should have a provision to ground automatically in case of electricity failure. Each building should have at least one lift, or a fire - lift and if the building is divided in to two or more parts then each part should have a fire - lift.
If - well should have blowers to pressurize the lift - well so connected that it will automatically operate when alarm call point is operate, so that it prevents the lift well getting smoke logged.

(3) FIRE ALARM :
fire alarm call point to be installed at each floor with sounders capable of being heard all throughout the building.

(4) FIRE EXTINGUISHERS :
One Carbon Dioxide (CO 2) type extinguisher of 4.5 kg and one extinguisher of 5kg. Dry Chemical Powder (DCP) to be installed on each floor in case of commercial building.
Two Carbon Dioxide (CO2) type extinguisher of 2 kg. capacity on each floor and 5kg. Dry Chemical Powder (DCP) type extinguisher on alternate floors in case of residential buildings.

If the building is divided into two or more parts then each part should have these extinguishers installed.

(5) STAIRCASE :
The staircase has to be open from at least one or two sides but if the staircase is in the center core of the building it has also be pressurized to prevent it getting smoke logged.
The Riser / Down - comer should be located in the staircase or close to in to make it easily approachable in case of fire from the - floor below or above.

(6) BASEMENT :
The basement of 200.00 sq.meters or more should be protected with Automatic Sprinkler system with at least one sprinkler head for each parking space.
Additionally be protected by a hydrant outlet and two 25mm. bore hose-reel hoses with 8 mm. bore nozzles of each basement level.

(7) Lightening Arrester :
A lightening arrester should also be installed and be properly earthed to prevent damage to the building when the lightening strikes.

NOTES:
- ENGINEER IS FULLY RESPONSIBLE FOR LEAVING OPEN SPACE AND MARGIN.
- THE DEPTH AND POSITION OF EXISTING MUNICIPAL MAN HOLE IS VERIFIED ME ON SITE AND PREMISES CAN GET DRAINAGE CONNECTION.
- IT IS CERTIFY THAT ACCORDING TO GDCR-2021 ALL REQUIREMENTS OF THE BUILDING ARE CHECKED AND NECESSARY ACTIONS ARE TAKEN.
- IT IS CERTIFY THAT ACCORDING TO THE CLAUSE NO. 4.5.3 OF THE GDCR-2021. THE STRUCTURE OF THE BUILDING IS DESIGN AS PER THE NORMS OF THE INDIAN STANDARDS.
- DESIGN OF STAIRCASE AND RAILING IS PROVIDED AS PER THE PROVISION OF THE CLAUSE NO. 20.3.12 AND 23.14 AND 24.4 OF GDCR-2021.
- LIFT IS PROVIDED AS PER THE PROVISION OF THE CLAUSE NO. 20.12 AND 24.7 OF GDCR-2021.
- WATER TANK IS PROVIDED AS PER THE PROVISION OF THE CLAUSE NO. 23.6 OF GDCR-2021.
- SEPARATE LETTER BOX IS PROVIDED AT GROUND LEVEL FOR EACH UNIT.
- WATER TANK FOR FIRE SAFETY REQUIREMENT PROVIDED AS PER CHAPTER NO. 24 OF GDCR-2021.
- ELECTRICAL INFRASTRUCTURE SHALL BE PROVIDED AS PER CLAUSE NO. 23.31 OF THE GDCR-2021.
- DRINKING WATER FACILITY FOR DISABLED PERSONS IS PROVIDED AS PER THE CLAUSE NO. 23.6.2 OF THE GDCR-2021.
- DRAINAGE FACILITY IS PROVIDED AS PER THE CLAUSE NO. 23.10 OF THE GDCR-2021.
- SIGNAGES OF THE PARKING PLACE IS TO BE PROVIDED AS PER THE CLAUSE NO. 23.7 OF THE GDCR-2021.
- ENTRANCE OF THE BUILDING IS PROVIDED AS PER THE CLAUSE NO. 23.3.7 OF GDCR-2021.
- THE STRUCTURE OF THE BUILDING IS AS PER THE NORMS OF THE SPECIFIED IN THE INDIAN STANDARD AND TAKE NECESSARY ACTION FOR THE STRUCTURAL SAFETY DURING THE CONSTRUCTION.
- COMMUNITY BIN PROVIDED AS PER THE PROVISION OF THE CLAUSE NO. 27.3 OF GDCR-2021.
- TREE PLANTATION IS PROVIDED AS PER THE CLAUSE NO. 27.5 OF GDCR-2021.
- SOLAR WATER HEATING SYSTEM IS PROVIDED AS PER THE CLAUSE NO. 27.6 OF THE GDCR-2021.
- FIRE SAFETY SYSTEM IS PROVIDED AS PER CHAPTER NO. 24 OF GDCR-2021.
- MAINTENANCE AND UP GRADATION OF BUILDING IS AS PER CHAPTER NO. 29 OF GDCR-2021.
- GARBAGE SHAFT SHALL SHALL BE PROVIDED AS PER INDIAN STANDARD SPECIFICATION.
- DUAL PLUMBING SYSTEM SHALL SHALL BE PROVIDED AS PER INDIAN STANDARD SPECIFICATION.

For, Shreem Design And Infrastructure Pvt. Ltd.
Director
DEVELOPER

FOR, SHREEM CORPORATION
PARTNER
OWNER.

Kanaiyalal M. Patel
(Civil Eng.)
E-3/201, Shukan Imto City, Near Shaan Hills, Khodiyar Mandir Road, New Ranip, Ahmedabad-382480.
AMC CW-I Lic. No. 0909030721(R)
Regt. No. 701/09, Dt. 07-06-2016
C.O.W.

Mohan B. Agrawal
(B.E. Civil)
4th Floor, Shoppers Plaza-II, Opp. Telephone Exchange, C.G. Road, Navrangpura, Ahmedabad-380 009.
AMC EE Lic. No. 0909060728(R)
Regt. No. 884, Dt. 09-06-2016
ENGINEER.

Mohan B. Agrawal
(B.E. Civil)
4th Floor, Shoppers Plaza-II, Opp. Telephone Exchange, C.G. Road, Navrangpura, Ahmedabad-380 009.
AMC SD Lic. No 0918030721(R)
Regt. No. 885, Dt. 09-06-2016
SI-ENGINEER.

CASE NO : SHEET NO : 1/4

LAYOUT PLAN & PARKING LAYOUT PLANSHOWING PROPOSE COMMERCIAL BUILDING ON S.P.NO-8, C.S. NO. 6207,6208, F.P. NO. 160/2/1, T.P.S.NO.: 4 (MANIPUR) 2ND VARIED FINAL, MOJE :- MANINAGAR,TALUKA. : MANINAGAR, DIST.: A'BAD.

SCALE : 1.00 CM = 1.00 MT

ZONE :- RESIDENCE-1(DEVELOPMENT ZONE 70%)

USE OF THE CONSTRUCTION :- MERCANTILE-1(COMMERCIAL)

AREA TABLE	IN SQ.MT TOTAL
PLOT AREA ON S.P NO:- 8 (AS PER PROPERTY CARD)	883.50
AREA GOING IN ROAD LINE OF VARIED T.P. SCHEME	109.38
NET PLOT AREA	774.12

F.S.I. AREA TABLE	IN SQ.MT TOTAL
NET PLOT AREA ON S.P NO :- 8	774.12
PERMI.F.S.I. AREA @ 1 : 1.8	1393.42
PERMI.CHARGEABLE F.S.I. AREA AS PER @ 0.90 (BASE ZONE F.S.I.)	696.71
TOTAL PERMI. F.S.I. AREA (1 : 2.7)	2090.13
PROP.F.S.I. AREA ON GROUND FLOOR	264.47
PROP.F.S.I. AREA ON 1st FLOOR	258.77
PROP.F.S.I. AREA ON 2nd FLOOR	258.77
PROP.F.S.I. AREA ON 3rd FLOOR	258.77
PROP.F.S.I. AREA ON 4th FLOOR	258.77
PROP.F.S.I. AREA ON 5th FLOOR	258.77
PROP.F.S.I. AREA ON 6th FLOOR	258.77
PROP.F.S.I. AREA ON 7th FLOOR	258.77
TOTAL UTILIZED F.S.I. AREA (1.80 + 0.90)	2075.86
TOTAL CHARGEABLE F.S.I. AREA (AS PER BASE ZONE) (2075.86 - 1393.42)	682.44

BUILT UP AREA TABLE	IN SQ.MT TOTAL
PROP.BUILT UP AREA ON 3rd CELLAR	342.20
PROP.BUILT UP AREA ON 2nd CELLAR	342.20
PROP.BUILT UP AREA ON 1st CELLAR	342.20
PROP.BUILT UP AREA ON GROUND FLOOR	313.16
PROP.BUILT UP AREA ON 1st FLOOR	313.16
PROP.BUILT UP AREA ON 2nd FLOOR	313.16
PROP.BUILT UP AREA ON 3rd FLOOR	313.16
PROP.BUILT UP AREA ON 4th FLOOR	313.16
PROP.BUILT UP AREA ON 5th FLOOR	313.16
PROP.BUILT UP AREA ON 6th FLOOR	313.16
PROP.BUILT UP AREA ON 7th FLOOR	313.16
PROP.BUILT UP AREA ON STAIR CABIN	12.36
PROP.BUILT UP AREA ON L.M.EGON & O.H.W.T.	38.89
TOTAL BUILT UP AREA	3633.11

TENEMENT TABLE	USE	UNIT	FLOOR AREA
BASEMENT-3	PARKING	----	----
BASEMENT-2	PARKING	----	----
BASEMENT-1	PARKING	----	----
GROUND FLOOR	SHOP	06	264.46
1st FLOOR	OFFICE	01	258.78
2nd FLOOR	OFFICE	01	258.78
3rd FLOOR	OFFICE	01	258.78
4th FLOOR	OFFICE	01	258.78
5th FLOOR	OFFICE	01	258.78
6th FLOOR	OFFICE	01	258.78
7th FLOOR	OFFICE	01	258.78
TOTAL	SHOP + OFFICE	12	2066.75

PARCOLATING WELL
PLOT AREA = 774.12 SQ.MT
REQUIRED P.W. = 774.12/4000.00 = 0.19 SAY 1 NOS P.W.
REQ : 1 NOS. P.W.

C.D. REQUIRED CALCULATION (COMM.)
DUST BIN REQUIRED 30 LTS / 100 SQMTS
REQ. : TOTAL CARPET AREA - 2184.67 X 30 / 100 = 656.93 LTS SAY 657 LTS
PROVI. : 5.46 SAY 6 NOS BIN EACH 80 LIT CAPACITY

TREE PLANTATION :
PLOT AREA = 774.12 SQ.MT
REQUIRED : 3 NOS TREE / 200.00 SQ.MTS = 11.61 SAY 12 NOS REQ
PROVIDED : 12 NOS TREE

SCHEDULE OF OPENING

DOOR	VENTILATOR
D : 1.07 X 2.10	V : 0.60 X 0.60
D1 : 0.91 X 2.10	
D2 : 0.76 X 2.10	
RS : 1.84 X 2.10	

CODE NOTE
PLOT BOUNDEY — PROP.WORK — SPRINKLER — TREE — ROAD — PROP.DRAINAGE — PARKING — P.W.

R.C.C STAIR DETAIL
WIDTH : 1.55 MT
TREAD : 0.30 MT
RISER : 0.16 MT

SANATARY	MALE		FEMALE	
	W.C.	URINAL	W.C.	
UP TO 20 PERSON	1	1	1	
21 TO 100 PERSON	4	4	4	
101 TO 200 PERSON	8	8	8	
ABOVE 200 PERSON	1	--	1	
TOTAL REQD.	14	13	14	
PROVIDED	14	13	13	

TOTAL FLOOR AREA = 2066.12 SQ.M.
2066.12 /4 = 516.53 SAY 517 PERSON
SANIRARY REQUIRED ASPER TABLE
MALE W.C. = 14
FEMALE W.C. = 14
URINALS = 13
COMMON SANITARY PROVIDED
MALE W.C. = 14, FEMALE W.C. = 8, URINALS = 13
1 SPECIAL W.C PROVIDED AT GROUND LVL. FOR USE OF PERSONS WITH DISABILITY WITH PROVISION OF WASH BASIN AND DRINKING WATER.

AUTHORITY.

PRODUCED BY AN AUTODESK EDUCATIONAL PRODUCT