4/12
BLOCK - B (TYPE-A)
PLAN SHOWING REVISED COMM. BLDG ON S.P.NO.:FP-21/52-SP-1(V)
OF SUR. NO. 406,383, O.P. NO. 1104,215, S.P.NO. 1 OF F.P. NO. 104, &
T.P. SCHEME NO. 21 (VASTRAPUR)
AT: BOPAL, TA: DISCROL, DIST: AHMEDABAD
SCALE 1 CM= 1.0 MT
ZONE : RESIDENCE R-II
USE : COMMERCIAL
BUILT UP AREA TABLE
SQ.MT.
GROUND FLOOR = 2317.93
1ST FLOOR = 1988.38
2ND FLOOR = 1977.00
3RD FLOOR = 897.78
4TH FLOOR = 489.17
5TH FLOOR = 85.61
TOTAL = 9755.87
NET B.A. ON GROUND FLOOR = 1760.16
F.S.I. AREA TABLE
SQ.Mts.
GROUND FLOOR = 1943.09
1ST FLOOR = 1666.02
2ND FLOOR = 873.88
3RD FLOOR = 765.34
4TH FLOOR = 410.58
5TH FLOOR = 403.36
TOTAL = 5552.34
FLOOR AREA, USE & UNIT TABLE:
SCHEDULE OF OPENINGS
COLOUR NOTES :
R.C.C. STAIR DETAILS
V. B. CHAUDHARY
V. B. CONTRACTOR
AUDA CONTRACTOR
APPROVED
DISPATCH BY
Senior Town Planner
Ahmedabad Urban Development Authority
Ahmedabad.
Owner is fully responsible
For open marginal Space
and road time Portion.
Final Plan boundary and
allotment of final plot is
Subject to Veriation by
Town Planning Officer
The permission is valid only
in the DP/PS remains unaltered
and further that the permission
shall stand revoked if a non as
therein is found to be inconsistent with
reference to the land under
reference.
GROUND FLOOR UNIT AREA CALCULATION
GROUND FLOOR PLAN

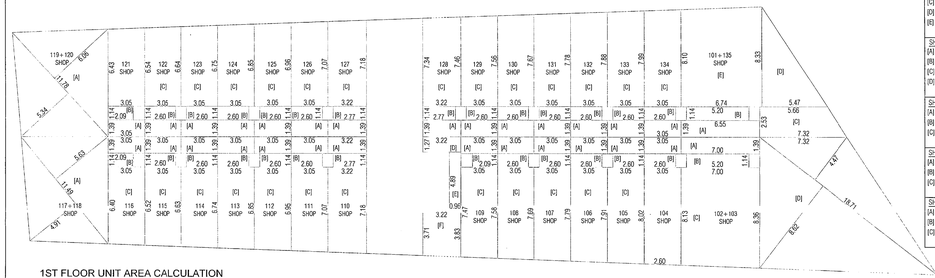

1ST FLOOR UNIT AREA CALCULATION

SHOP - 101		
[A] 6.55 x 1.39 x 1	=	9.10
[B] 5.20 x 1.14 x 1	=	5.93
(C) 2.53(7.32+5.68)/2	=	16.42
(D) 5.47 x 8.33 x 1/2	=	22.79
(E) 6.74(8.33+8.10)/2	=	55.37
TOTAL	=105.61	
SHOP - 102+103		
[A] 7.00 x 1.39 x 1	=	9.73
[B] 5.20 x 1.14 x 1	=	5.93
(C) 7.00(8.13+8.35)/2	=	57.72
(D) 18.71(4.47+8.52)/2	=	122.46
TOTAL	= 195.84	
SHOP - 104		
[A] 3.05 x 1.39 x 1	=	4.24
[B] 2.60 x 1.14 x 1	=	2.96
(C) 3.05(8.02+8.13)/2	=	24.63
(D) 3.05 x 3.05 x 1	=	9.30
TOTAL	= 31.83	
SHOP - 105		
[A] 3.05 x 1.39 x 1	=	4.24
[B] 2.60 x 1.14 x 1	=	2.96
(C) 3.05(8.02+7.91)/2	=	24.30
(D) 3.05 x 3.05 x 1	=	9.30
TOTAL	= 31.50	
SHOP - 106		
[A] 3.05 x 1.39 x 1	=	4.24
[B] 2.60 x 1.14 x 1	=	2.96
(C) 3.05(7.91+7.79)/2	=	23.94
(D) 3.05 x 3.05 x 1	=	9.30
TOTAL	= 31.14	
SHOP - 107		
[A] 3.05 x 1.39 x 1	=	4.24
[B] 2.60 x 1.14 x 1	=	2.96
(C) 3.05(7.79+7.69)/2	=	23.55
TOTAL	= 30.81	
SHOP - 108		
[A] 3.05 x 1.39 x 1	=	4.24
[B] 2.60 x 1.14 x 1	=	2.96
(C) 3.05(7.69+7.58)/2	=	23.11
TOTAL	= 30.31	
SHOP - 109		
[A] 3.05 x 1.39 x 1	=	4.24
[B] 2.60 x 1.14 x 1	=	2.96
(C) 3.05(7.58+7.47)/2	=	22.95
[D] 3.22 x 1.27 x 1	=	4.09
[E] 0.96 x 4.89 x 1	=	4.69
(F) 3.22(3.83+3.71)/2	=	12.14
TOTAL	= 51.07	
SHOP - 110		
[A] 3.22 x 1.39 x 1	=	4.09
[B] 2.77 x 1.14 x 1	=	4.69
(C) 3.22(7.18+7.07)/2	=	22.88
TOTAL	= 31.65	
SHOP - 111		
[A] 3.05 x 1.39 x 1	=	4.24
[B] 2.60 x 1.14 x 1	=	2.96
(C) 3.05(7.07+6.95)/2	=	21.38
TOTAL	= 28.58	
SHOP - 112		
[A] 3.05 x 1.39 x 1	=	4.24
[B] 2.60 x 1.14 x 1	=	2.96
(C) 3.05(6.95+6.85)/2	=	21.55
TOTAL	= 28.25	
SHOP - 113		
[A] 3.05 x 1.39 x 1	=	4.24
[B] 2.60 x 1.14 x 1	=	2.96
(C) 3.05(6.85+6.74)/2	=	20.73
TOTAL	= 27.93	
SHOP - 114		
[A] 3.05 x 1.39 x 1	=	4.24
[B] 2.60 x 1.14 x 1	=	2.96
(C) 3.05(6.74+6.63)/2	=	20.38
TOTAL	= 27.58	
SHOP - 115		
[A] 3.05 x 1.39 x 1	=	4.24
[B] 2.60 x 1.14 x 1	=	2.96
(C) 3.05(6.63+6.52)/2	=	20.09
TOTAL	= 27.26	
SHOP - 116		
[A] 3.05 x 1.39 x 1	=	4.24
[B] 2.60 x 1.14 x 1	=	2.96
(C) 3.05(6.40 + 6.52)/2	=	19.70
TOTAL	= 26.92	
SHOP - 117+118		
[A] 11.49(3.63+4.91)/2	=	60.55
[B] 2.60 x 1.14 x 1	=	2.96
(C) 11.78(5.34+6.08)/2	=	67.15
TOTAL	= 130.66	
SHOP - 119+120		
[A] 3.05 x 1.39 x 1	=	4.24
[B] 2.60 x 1.14 x 1	=	2.96
(C) 3.05(7.69+7.58)/2	=	22.95
TOTAL	= 30.15	
SHOP - 121		
[A] 3.05 x 1.39 x 1	=	4.24
[B] 2.60 x 1.14 x 1	=	2.96
(C) 3.05(7.58+7.47)/2	=	22.95
[D] 3.22 x 1.27 x 1	=	4.09
[E] 0.96 x 4.89 x 1	=	4.69
(F) 3.22(3.83+3.71)/2	=	12.14
TOTAL	= 48.87	
SHOP - 122		
[A] 3.05 x 1.39 x 1	=	4.24
[B] 2.60 x 1.14 x 1	=	2.96
(C) 3.05(7.47+7.36)/2	=	22.24
TOTAL	= 29.44	
SHOP - 123		
[A] 3.05 x 1.39 x 1	=	4.24
[B] 2.60 x 1.14 x 1	=	2.96
(C) 3.05(7.36+7.25)/2	=	22.09
TOTAL	= 29.29	
SHOP - 124		
[A] 3.05 x 1.39 x 1	=	4.24
[B] 2.60 x 1.14 x 1	=	2.96
(C) 3.05(7.25+7.14)/2	=	21.87
TOTAL	= 28.07	
SHOP - 125		
[A] 3.05 x 1.39 x 1	=	4.24
[B] 2.60 x 1.14 x 1	=	2.96
(C) 3.05(7.14+6.95)/2	=	21.07
TOTAL	= 28.27	
SHOP - 126		
[A] 3.05 x 1.39 x 1	=	4.24
[B] 2.60 x 1.14 x 1	=	2.96
(C) 3.05(6.95+6.85)/2	=	20.85
TOTAL	= 28.05	
SHOP - 127		
[A] 3.22 x 1.39 x 1	=	4.48
[B] 2.77 x 1.14 x 1	=	3.16
(C) 3.22(7.18+7.07)/2	=	22.94
TOTAL	= 30.58	
SHOP - 128		
[A] 3.22 x 1.39 x 1	=	4.48
[B] 2.77 x 1.14 x 1	=	3.16
(C) 3.22(7.46+7.34)/2	=	23.83
TOTAL	= 31.47	
SHOP - 129		
[A] 3.05 x 1.39 x 1	=	4.24
[B] 2.60 x 1.14 x 1	=	2.96
(C) 3.05(7.56+7.48)/2	=	22.91
TOTAL	= 30.11	
SHOP - 130		
[A] 3.05 x 1.39 x 1	=	4.24
[B] 2.60 x 1.14 x 1	=	2.96
(C) 3.05(7.67+7.56)/2	=	23.23
TOTAL	= 30.43	
SHOP - 131		
[A] 3.05 x 1.39 x 1	=	4.24
[B] 2.60 x 1.14 x 1	=	2.96
(C) 3.05(7.78+7.67)/2	=	23.56
TOTAL	= 30.76	
SHOP - 132		
[A] 3.05 x 1.39 x 1	=	4.24
[B] 2.60 x 1.14 x 1	=	2.96
(C) 3.05(7.88+7.78)/2	=	23.88
TOTAL	= 31.08	
SHOP - 133		
[A] 3.05 x 1.39 x 1	=	4.24
[B] 2.60 x 1.14 x 1	=	2.96
(C) 3.05(7.99+7.88)/2	=	24.21
TOTAL	= 31.41	
SHOP - 134		
[A] 3.05 x 1.39 x 1	=	4.24
[B] 2.60 x 1.14 x 1	=	2.96
(C) 3.05(8.10+7.99)/2	=	24.54
TOTAL	= 31.74	

NOTES

* ENGINEER IS FULLY RESPONSIBLE FOR LEAVING OPEN SPACE & MARGIN.
* THE DEPTH & POSITION OF EXL.MH. IS CHECKED & VERIFIED BY ME. THE PREMISES CAN GET CONNECTION AS PER PLAN
* IT IS CERTIFY THAT ACCORDING TO G.D.C.R. 2021 ALL REQUIREMENTS OF THE BUILDING ARE CHECKED AND NECESSARY ACTION ARE TAKEN.
* IT IS CERTIFY THAT ACCORDING TO THE CLAUSE NO. 4.5.3 OF THE G.D.C.R. 2021, THE STRUCTURE OF THE BUILDING AS PER THE NORMS OF THE INDIAN STANDARDS.
* DESIGN OF STAIRCASE AND RAILING IS PROVIDED AS PER PROVISION OF THE CLAUSE NO. 23.11.12 AND 23.14 AND 24.4 OF G.D.C.R. 2021
* WATER TANK IS PROVIDED AS PER PROVISION OF THE CLAUSE NO. 23.6 OF G.D.C.R. 2021.
* THE WATER STORAGE TANK SHALL BE MAINTAINED THAT PERFECTLY SQUIZITO PROOF CONDITION BY PROVIDING A PROPERLY FITTING HINGED COVER AND EVERY TANK MORE THAN 1.5 MT. IN HEIGHT SHALL BE PROVIDED A PERMANENTLY FIXED IRON LADDER TO ENABLE INSPECTION BY ANTY MALARIA STAFF.
* SAPERET LETTER BOX IS PROVIDED AT GROUND LEVEL FOR EACH UNITS.
* DRAINAGE FACILITY IS PROVIDED AS PER THE CLAUSE NO. 23.10
* PAVING OF BUILDING UNITIFRAL PLOT AS PER PROVISION OF THE CLAUSE NO. 23.14 OF G.D.C.R. 2021.
* THE STRUCTURE OF THE BUILDING IS AS PER THE NORMS OF THE SPECIFIED IN THE INDIAN STANDARD AND TAKEN NECESSARY ACTION FOR THE STRUCTURAL SAFETY DURING THE CONSTRUCTION
* RAIN WATER STORAGE TANK AND WATER HARVESTING SYSTEM IS PROVIDED AS PER THE CLAUSE NO. 27.2 OF G.D.C.R. 2021.
* COMMUNITY BIN PROVIDED AS PER THE PROVISION OF THE CLAUSE NO. 27.3 OF G.D.C.R. 2021
* TREE PLANTATION PROVIDED AS PER CLAUSE NO. 27.5 OF G.D.C.R. 2021
* AS AN ENGINEER I CERTIFY THAT ALL REQUIREMENTS UNDER G.D.R. HAS BEEN VERIFIED BY ME AND SITE LAND IS SUITABLE FOR PROPOSED CONSTRUCTION. THE PLOT DIMENSION AS SHOWN IN THE PLAN CORRESPONDS WITH THE SITE.
* FIRE DOOR IS PROVI. AT ALL FLOOR AS PER THE PROVISION OF THE CLAUSE NO. 24.6.3.1 OF GDCR 2021.
* PEDESTRIAN RAMP IS PROVIDED AS PER THE PROVISION OF THE CLAUSE NO. 23.1.5 OF G.D.C.R. 2021.
* LIFT IS PROVIDED AS PER THE PROVISION OF THE CLAUSE NO. 23.12 AND 24.7 OF G.D.C.R. 2021.
* ELECTRICAL INFRA STRUCTURE IS PROVIDED AS PER CLAUSE NO. 23.11
* SIGNAGE FOR PARKING PLACE IS PROVIDED AS PER CLAUSE NO. 23.7 OF G.D.C.R. 2021.
* ENTRANCE OF THE BUILDING IS PROVIDED AS PER PROVISION OF THE CLAUSE NO. 23.17 OF G.D.C.R. 2021.
* FIRE SAFETY SYSTEM IS PROVIDED AS PER CHAPTER NO. 24 OF G.D.C.R. 2021.
* MAUGMANCE AND UPGRADATION OF BUILDING AS PER CHAP. NO. 29 OF G.D.C.R. 2021.
* MECHANICAL VENTILATION PROVIDED IN BASEMENT FOR VENTILATION CLAUSE NO. 23.4.2
* MECHANICAL VENTILATION PROVIDED FOR SEALED TOILETS.

FIRE NOTES

ON/OFF SWITCHES LOCATED NEAR THE HOSE REEL HOSE OR HYDRANT OUTLET, AT EACH FLOOR FOR THE MAIN FIRE –PUMP AT THE UNDERGROUND WATER TANK WITH A CAPACITY TO DISCHARGE 900 LITERS PER MINUTE AT 30MM PRESSURE AS MEASURED AT THE TERRACE LEVEL SHOULD BE INSTALLED.

THE RISER FOR THE BUILDINGS EXISTING **15 METERS** HEIGHT SHOULD NOT BE OF LESS THAN **100 MM.** INTERNAL DIAMETER. THE RISER SHOULD BE CONNECTED THE BOTTOM OF THE TERRACE TANK WITH A STOP VALVE AND A **WIV** TO ACT AS A DOWN–COMER.

ONE RISER IN REQUIRED FOR EVERY 1800 SQ. METERS FLOOR AREA AND IF THE BUILDING IS DIVIDED INTO, TWO OR MORE PARTS THEN EACH PART SHOULD HAVE A SEPARATE RISER WITH ALL THE FITTINGS AT EACH FLOOR LEVEL.

EACH FLOOR SHOULD HAVE ONE HYDRANT OUTLET WITH A COUPLING FOR ATTACHING A **63MM. DIA.** HOSE. **20MM BORE** HOSE–REEL HOSE WITH **8MM. SHUT–OFF NOZZLE** AT EACH FLOOR LANDING. THE LENGTH OF THE HOSE–BOX WITH **15 METERS** LONG **8MM.** DIA. HOSE AND **12.5MM.** BORE NOZZLE AT ALTERNATE FLOORS. THE HOSE –REEL HOSE SHOULD BE COUPLED TO THE RISER.

FIRE–SERVICE INLET SHOULD BE INSTALLED AT A POINT NEAR THE ENTRY TO THE PREMISES WHERE A FIRE SERVICE VEHICLE CAN APPROACH EASILY.

THE **OVERHEAD TANK** SHALL BE OF A CAPACITY IF **NOT LESS THAN 20,000 LITERS**. THE **UNDERGROUND TANK** SHALL BE OF **NOT LESS THAN 1,00,000 LITERS.**

2) FIRE LIFT.

THE FIRE–LIFT AND ALL THE LIFTS SHOULD HAVE A PROVISION TO GROUND AUTO–MATICALLY IN CASE OF ELECTRICITY FAILURE. EACH BUILDING SHOULD HAVE **AT LEAST ONE LIFT AS A FIRE-LIFT AND IF THE BUILDING IS DIVIDED INTO TWO OR MORE PARTS THEN EACH PART SHOULD HAVE A FIRE-LIFT.** LIFT–WELL SHOULD HAVE BLOWERS TO PRESSURIZE THE LIFT–WELL SO CONNECTED THAT IT WILL AUTOMATICALLY OPERATE WHEN ALARM CALL POINT IS OPERATE, SO THAT IT PREVENTS THE LIFT WELL GETTING SMOKE LOGGED.

3) FIRE ALARM.

FIRE ALARM CALL POINT TO BE INSTALLED AT EACH FLOOR WITH SOUNDERS CAPABLE OF BEING HEARD ALL THROUGHOUT THE BUILDING.

4) FIRE EXTINGUISHERS:

ONE CARBNE DIOXIDE (CO2)TYPE EXTINGUISHER OF 4.5 Kg. AND ONE EXTINGUISHER OF 5Kg. DRY CHEMICAL POWDER (DCP)TYPE EXTINGUISHER ON ALTERNATE FLOOR IN CASE OF RESIDENTIAL BUILDINGS.

IF THE BUILDING IS DIVIDED INTO TWO OR MORE PARTS THEN EACH PART SHOULD HAVE THESE EXTINGUISHER INSTALLED.

5) BASEMENT:

THE BASEMENT SHOULD BE PROTECTED WITH AUTOMATIC SPRINKLER SYSTEM WITH AT LEAST ONE SPRINKLER HEAD FOR A CAR PARKING SPACE.

ADDITIONALLY BE PROTECTED BY A HYDRANT OUTLET AND TWO **25MM. BORE HOSE-REEL HOSES** WITH **8MM.** BORE NOZZLES AT EACH BASEMENT LEVEL.

6) LIGHTENING ARRESTER:

A LIGHTENING ARRESTER SHOULD ALSO BE INSTALLED AND BE PROPERLY EARTHED TO PREVENT DAMAGE TO THE BUILDING WHEN THE LIGHTENING STRIKES.

BLOCK - B (TYPE-A)

5/12

PLAN SHOWING REVISED COMM. BLDG. ON S.P.NO.-(FP-215/2+SP-1)/1 OF SUR. NO. 406,583, O.P. NO: 104, 215, S.P.NO. 1 OF. F.P. NO: 104, & F.P.NO. 215/2 OF T.P.S. NO: 3 (BOPAL).
AT: BOPAL, TA: DASCROI, DIST: AHMEDABAD.

SCALE : 1 CM = 1.0 MT.

ZONE : RESIDENCE R-II — USE : COMMERCIAL

BUILT UP AREA TABLE

	Sq.Mts.
PROP. B.A. ON GROUND FLOOR	1760.16
PROP. B.A. ON 1ST FLOOR	1386.38
PROP. B.A. ON 2ND FLOOR	973.00
PROP. B.A. ON 3RD FLOOR	867.70
PROP. B.A. ON 4TH FLOOR	717.68
PROP. B.A. ON 5TH FLOOR	499.17
PROP. B.A. ON STAIR CABIN	86.61
PROP. B.A. ON LIFT M/C ROOM.	61.89
TOTAL PROP. B.A.	6332.59

F.S.I. AREA TABLE

	Sq.Mts.
PROP. F.S.I. AREA ON GROUND FLOOR	1643.09
PROP. F.S.I. AREA ON 1ST FLOOR	1248.02
PROP. F.S.I. AREA ON 2ND FLOOR	873.89
PROP. F.S.I. AREA ON 3RD FLOOR	765.34
PROP. F.S.I. AREA ON 4TH FLOOR	618.64
PROP. F.S.I. AREA ON 5TH FLOOR	403.36
TOTAL PROP. F.S.I. AREA	5552.34

FLOOR AREA, USE & UNIT TABLE : — FL. AREA IN Sq.Mt.

FLOOR	USE	EQ. TENA	TOTAL
GROUND FLOOR	SHOP	38	1643.09
1ST FLOOR	SHOP	29	1248.02
2ND FLOOR	SHOP	28	873.89
3RD FLOOR	OFFICE	16	765.34
4TH FLOOR	OFFICE	16	618.64
5TH FLOOR	OFFICE	12	403.36
TOTAL	SHOP / OFFICE	139	5552.34

SCHEDULE OF OPENINGS :

DOORS
FD - FIRE DOOR WAY
D - 1.00 X 2.10
D2 - 0.90 X 2.10
D2 - 0.76 X 2.10

WINDOWS
W - 2.13 X 1.35
W1 - 0.91 X 1.35
V - 0.61 X 0.61

COLOUR NOTES :

PROP. WORK
PROP. DRAINAGE

R.C.C. STAIR DETAILS

1.50 WIDTH
0.30 TREAD
0.16 RISER

BUILT UP AREA CALC.		SQ.MT.
1ST FLOOR		
77.08 x 22.28	=	1717.34
LESS AREA		
(1) 62.45 x 2.18 x 0.5	=	68.07
(2) 1.68 x 20.10 x 0.5	=	16.88
(3) 75.68 x 2.72 x 0.5	=	102.92
(4) 14.64 x 22.28 x 0.5	=	163.09
TOTAL LESS	=	350.96
NET BUILT UP ON 1ST FLOOR		
1717.34 - 350.96	=	1366.38

F.S.I AREA CALC.		SQ.MT.
1ST FLOOR		
NET B.A. ON 1ST FLOOR	=	1366.38
LESS AREA		
(A) 2.54 x 0.77	=	1.96
(B) 4.93 x 11.85	=	58.42
(C) 4.70 x 5.62	=	26.41
(D) 2.29 x 4.89	=	11.05
(E) 1.14 x 0.90 x 20	=	20.52
TOTAL LESS	=	118.36
NET F.S.I. ON 1ST FLOOR		
1366.38 - 118.36	=	1248.02

LEGENDS.

1.) FIRE HYDRANT SYSTEM PIPE MAIN
2.) SINGLE WANDER HYDRANT VALVE
3.) SLUICE VALVE
4.) TWO WAY SAME CONNECTION
5.) RISE ON DROP.
6.) NON RETURN VALVE
7.) REDUCER
8.) FIRE HOUSE BOX
9.) HOSE REEL HOUSE
10.) DC.P & CO.2
11.) HYDRAULNT VALVE

DEVELOPER: Kavisha Infracon AUDA/DEV/00905 Developer

PARTNER R.N. Patel

OWNER

M. B. CHAUDHARY AUDA / C.O.W. LIC No X/557 17, Tej Bungalows Society, Navrangpura, Ahmedabad - 380014 C.O.W.

V. B Contractor B.E (Civil) AUDA STRUCTURAL DESIGNER GRADE 2/275/14-8-2018 8, Kartikay, Nr. Ratanpura Gam, Vastral, Ahmedabad -18. M. 9998611070 STRU.

V. B Contractor B.E (Civil) AUDA ENGINEER ENG/600/04058/29-3-2018 8, Kartikay, Nr. Ratanpura Gam Vastral, Ahmedabad -18. ENGINEER

Final Plan boundary and allotment of final plot is Subject to Verfiation by Town Planning Officer

The permission is valid only in the DP/TPS remains unaltered and further that the permission shall stand revoked as soon as there is change in DP/TPS with reference to the land under reference.

APPROVED
As amended by Red (Colour) Subject to the condition as mentioned in this office Letter Path No. 1016/2017
Dated 12 DEC 2017
Note

DISPATCH BY — No 621

Assistant Town Planner Ahmedabad Urban Development Authority AUTHORITY Ahmedabad.

Senior Town Planner Ahmedabad Urban Development Authority Ahmedabad.

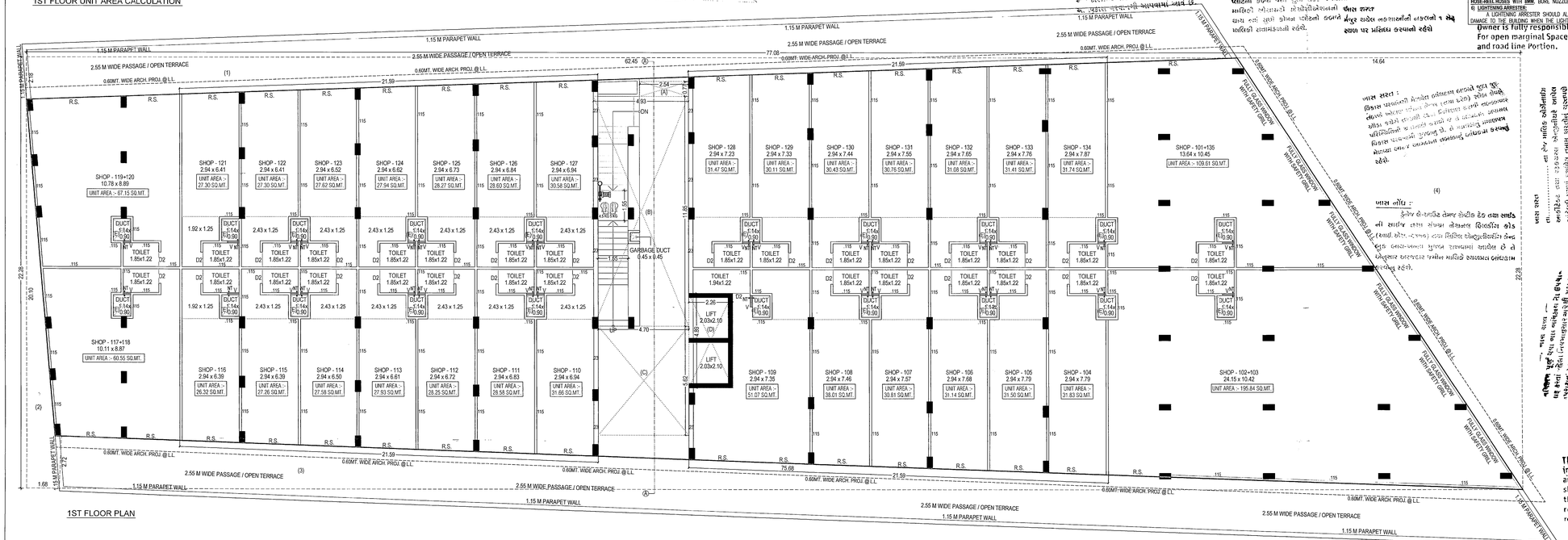

1ST FLOOR PLAN

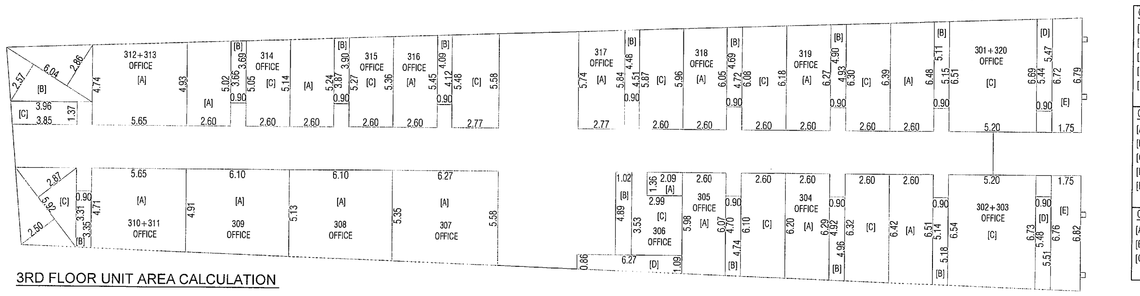

3RD FLOOR UNIT AREA CALCULATION

OFFICE - 301+320	
[A] 2.60(6.48+6.30)1/2	= 16.73
[B] 0.90(5.15+5.11)1/2	= 4.62
[C] 5.20(6.69+6.51)1/2	= 34.32
[D] 0.90(5.47+5.44)1/2	= 4.91
[E] 1.75(6.78+6.72)1/2	= 11.82
TOTAL	= 72.40
OFFICE - 302+303	
[A] 2.60(6.51+6.42)1/2	= 16.81
[B] 0.90(5.18+5.14)1/2	= 4.64
[C] 5.20(6.73+6.54)1/2	= 34.50
[D] 0.90(5.51+5.48)1/2	= 4.95
[E] 1.75(6.82+6.78)1/2	= 11.88
TOTAL	= 72.78
OFFICE - 304	
[A] 2.60(6.29+6.20)1/2	= 16.24
[B] 0.90(4.96+4.82)1/2	= 4.45
[C] 2.60(6.42+6.32)1/2	= 16.56
TOTAL	= 37.25

OFFICE - 305	
[A] 2.60(6.07+5.98)1/2	= 15.67
[B] 0.90(4.74+4.70)1/2	= 4.25
[C] 2.60(6.20+6.10)1/2	= 15.99
TOTAL	= 35.91
OFFICE - 306	
[A] 2.09 x 1.36 x 1	= 2.84
[B] 1.02 x 4.89 x 1	= 4.99
[C] 2.99 x 3.53 x 1	= 10.55
[D] 6.27(1.09+0.86)1/2	= 6.11
TOTAL	= 24.49
OFFICE - 307	
[A] 5.27(1.58+5.35)1/2	= 34.27
OFFICE - 308	
[A] 5.10(5.35+5.13)1/2	= 31.96
OFFICE - 309	
[A] 5.10(5.13+4.91)1/2	= 30.62
OFFICE - 310	
[A] 11.31(4.42+3.94)1/2	= 47.28

OFFICE - 310+311	
[A] 5.65(4.91+4.71)1/2	= 27.18
[B] 0.90(3.35+3.31)1/2	= 3.00
[C] 5.92(2.87+2.50)1/2	= 15.90
TOTAL	= 46.08
OFFICE - 310+311	
[A] 5.65(4.93+4.74)1/2	= 27.32
[B] 6.04(2.86+2.57)1/2	= 16.40
[C] 1.37(3.96+3.85)1/2	= 5.35
TOTAL	= 49.07
OFFICE - 314	
[A] 2.60(5.02+4.93)1/2	= 32.17
[B] 0.90(3.69+3.66)1/2	= 3.31
[C] 2.60(5.14+5.05)1/2	= 13.25
TOTAL	= 48.73
OFFICE - 315	
[A] 2.60(5.24+5.14)1/2	= 13.49
[B] 0.90(3.90+3.87)1/2	= 4.34
[C] 2.60(5.45+5.36)1/2	= 14.05
TOTAL	= 31.88

OFFICE - 316	
[A] 2.60(5.45+5.36)1/2	= 14.05
[B] 0.90(4.12+4.09)1/2	= 3.69
[C] 2.77(5.58+5.48)1/2	= 15.32
TOTAL	= 33.06
OFFICE - 317	
[A] 2.77(5.84+5.74)1/2	= 16.04
[B] 0.90(4.51+4.48)1/2	= 4.05
[C] 2.60(5.96+5.87)1/2	= 15.39
TOTAL	= 35.47
OFFICE - 318	
[A] 2.60(6.05+5.96)1/2	= 15.61
[B] 0.90(4.72+4.69)1/2	= 4.23
[C] 2.60(6.18+6.08)1/2	= 15.94
TOTAL	= 35.78
OFFICE - 319	
[A] 2.60(6.27+6.18)1/2	= 16.19
[B] 0.90(4.93+4.90)1/2	= 4.42
[C] 2.60(6.39+6.30)1/2	= 16.50
TOTAL	= 37.11

ખાસ શરત :-
નકશામાં રજૂઆતથી આવેલ કામના પ્લોટનો ભૌગ્ય ભાગ સુધી સદર જમીનની માલિકી સોસાયટી એસોસીએશનની ન હોય ત્યાં સુધી કોમન પ્લોટનો કબજો / માલિકી સત્તામંડળની રહેશે.

ખાસ નોંધ :-
ફ્રોન્ટ સે-બાકિત સેજાર સે.ટી.પી. ટી.પી. તથા સાઇટ નો સાર્વજનિક સ્થળ સંબંધ બીનવાસ વિસ્તારનો કોડ (સમાવેશ નથી-૨૪૫૦) તથા દિવિસ એકસ્ટ્રાપોલેશન સેક્ટર દ્વારા પ્રસ્તાવ-બનતા મુજબ સમાવામાં આવેલ છે તે અનુસાર અગ્રવર્તી જમીન માલિકે સ્થળમાં બાંધકામ કરવાનું રહેશે.

ખાસ શરત :- નામ સુનિમ કોર્ટ SLP (CIVIL) નં. ૪૪૫૦-૪૪૫૧/૨૦૧૪ માં જે આખરી જજમેન્ટ આપે તે બંધનકર્તા રહેશે. તે બાબતે અરજદારશ્રીએ આપેલ બાંહેધરી પત્રકને સ્વીકીન આ વિકાસ પરવાનગી આપવામાં આવે છે.

BUILT UP AREA CALCULATION	SQ.MT.
2ND FLOOR	
74.93 x 16.57	= 1241.59
LESS AREA	
(1) 64.04 x 2.24 x 0.5	= 71.72
(2) 1.20 x 14.33 x 0.5	= 8.60
(3) 74.00 x 2.65 x 0.5	= 98.05
(4) 10.89 x 16.57 x 0.5	= 90.22
TOTAL LESS	= 268.59
NET BUILT UP ON 2ND FLOOR	
1241.59 - 268.59	= 973.00

F.S.I. AREA CALCULATION	SQ.MT.
2ND FLOOR	
NET B.A. ON 2ND FLOOR	= 973.00
LESS AREA	
(A) (9.84+10.01)/2 x 4.93	= 48.93
(B) (3.89+4.03)/2 x 4.70	= 18.61
(C) 2.26 x 4.89	= 11.05
(D) 1.14 x 0.90 x 20	= 20.52
TOTAL LESS	= 99.11
NET F.S.I. ON 2ND FLOOR	
973.00 - 99.11	= 873.89

BUILT UP AREA CALC.	SQ.MT.
3RD FLOOR	
63.77 x 16.16	= 1030.52
0.30 x 0.30 x 4	= 0.36
TOTAL LESS	= 1030.88
LESS AREA	
(1) 63.77 x 2.23 x 0.5	= 71.10
(2) 1.17 x 13.93 x 0.5	= 8.15
(3) 62.84 x 2.25 x 0.5	= 70.70
(4) 5.19 x 2.55	= 13.23
TOTAL LESS	= 163.18
NET BUILT UP ON 3RD FLOOR	
1030.88 - 163.18	= 867.70

F.S.I. AREA CALCULATION	SQ.MT.
3RD FLOOR	
NET B.A. ON 3RD FLOOR	= 867.70
LESS AREA	
(A) (8.12+8.30)/2 x 5.16	= 42.36
(B) 0.89 x 2.55	= 2.27
(C) (5.58+5.75)/2 x 4.70	= 26.63
(D) 2.26 x 4.89	= 11.05
(E) 1.25 x 0.90 x 16	= 18.00
(F) 1.14 x 0.90 x 2	= 2.05
TOTAL LESS	= 102.36
NET F.S.I. ON 3RD FLOOR	
867.70 - 102.36	= 765.34

BLOCK - B (TYPE-A)

6/12

PLAN SHOWING REVISED COMM. BLDG. ON S.P.NO.-(FP-215/2+SP-1)/1 OF SUR. NO. 406,583, O.P. NO: 104, 215, S.P.NO. 1 OF F.P. NO: 104, & F.P.NO. 215/2 OF T.P.S. NO: 3 (BOPAL).
AT: BOPAL, TA: DASCROI, DIST: AHMEDABAD

SCALE : 1 CM.= 1.0 MT.

ZONE : RESIDENCE R-II

USE : COMMERCIAL

અમદાવાદ શહેરી વિકાસ સત્તામંડળ
સ્કેન્નીંગ કરાવેલ છે.
આસીસ્ટન્ટ / ક્લાર્ક

SCHEDULE OF OPENINGS :

DOORS		WINDOWS	
FD - FIRE DOOR WAY		W - 2.13 X 1.35	
D - 1.00 X 2.10		W1 - 0.91 X 1.35	
D2 - 0.90 X 2.10		V - 0.61 X 0.61	
D2 - 0.76 X 2.10			

COLOUR NOTES :

PROP. WORK

PROP. DRAINAGE

R.C.C. STAIR DETAILS

1.50 WIDTH
0.30 TREAD
0.16 RISER

NOTES

* ENGINEER IS FULLY RESPONSIBLE FOR LEAVING OPEN SPACE & MARGIN.
* THE DEPTH & POSITION OF EXI. M.H. IS CHECKED & VERIFIED BY ME. THE PREMISES CAN GET CONNECTION AS PER PLAN.
* IT IS CERTIFY THAT ACCORDING TO G.D.C.R. 2021 ALL REQUIREMENTS OF THE BUILDING ARE CHECKED AND NECESSARY ACTION ARE TAKEN.
* IT IS CERTIFY THAT ACCORDING TO THE CLAUSE NO. 4.5.3 OF THE G.D.C.R. 2021, THE STRUCTURE OF THE BUILDING AS PER THE NORMS OF THE INDIAN STANDARDS.
* DESIGN OF STAIRCASE AND RAILING IS PROVIDED AS PER PROVISION OF THE CLAUSE NO. 23.1.12 AND 23.14 AND 24.6 OF G.D.C.R. 2021
* WATER TANK IS PROVIDED AS PER PROVISION OF THE CLAUSE NO. 23.6 OF G.D.C.R. 2021.
* THE WATER STORAGE TANK SHALL BE MAINTAINED THAT PERFECTLY MOSQUITO PROOF CONDITION BY PROVIDING A PROPERLY FITTING HINGED COVER AND EVERY TANK MORE THAN 1.5 MT. IN HEIGHT SHALL BE PROVIDED A PERMANENTLY FIXED IRON LADDER TO ENABLE INSPECTION BY ANTY MALARIA STAFF.
* SAPERET LETTER BOX IS PROVIDED AT GROUND LEVEL FOR EACH UNITS.
* DRAINAGE FACILITY IS PROVIDED AS PER THE CLAUSE NO. 23.10
* PAVING OF BUILDING UNITIFINAL PLOT AS PER PROVISION OF THE CLAUSE NO. 23.14 OF G.D.C.R. 2021.
* THE STRUCTURE OF THE BUILDING IS AS PER THE NORMS OF THE SPECIFIED IN THE INDIAN STANDARD AND TAKEN NECESSARY ACTION FOR THE STRUCTURAL SAFETY DURING THE CONSTRUCTION
* RAIN WATER STORAGE TANK AND WATER HARVESTING SYSTEM IS PROVIDED AS PER THE CLAUSE NO. 27.2 OF G.D.C.R. 2021.
* COMMUNITY BIN PROVIDED AS PER THE PROVISION OF THE CLAUSE NO. 27.3 OF G.D.C.R. 2021
* TREE PLANTATION PROVIDED AS PER CLAUSE NO. 27.5 OF G.D.C.R. 2021
* AS AN ENGINEER I CERTIFY THAT ALL REQUIREMENTS UNDER G.D.R. HAS BEEN VERIFIED BY ME AND SITE LAND IS SUITABLE FOR PROPOSED CONSTRUCTION. THE PLOT DIMENSION AS SHOWN IN THE PLAN CORRESPONDS WITH THE SITE.
* FIRE DOOR IS PROVI. AT ALL FLOOR AS PER THE PROVISION OF THE CLAUSE NO. 24.6.3.1 OF GDCR 2021.
* PEDESTRIAN RAMP IS PROVIDED AS PER THE PROVISION OF THE CLAUSE NO. 23.1.5 OF G.D.C.R. 2021.
* LIFT IS PROVIDED AS PER THE PROVISION OF THE CLAUSE NO. 23.12 AND 24.7 OF G.D.C.R. 2021.
* ELECTRICAL INFRA STRUCTURE IS PROVIDED AS PER CLAUSE NO. 23.11
* SIGNAGE FOR PARKING PLACE IS PROVIDED AS PER CLAUSE NO. 23.7 OF G.D.C.R. 2021.
* ENTRANCE OF THE BUILDING IS PROVIDED AS PER PROVISION OF THE CLAUSE NO. 23.1.7 OF G.D.C.R. 2021.
* FIRE SAFETY SYSTEM IS PROVIDED AS PER CHAPTER NO. 24 OF G.D.C.R. 2021.
* MALIGNANCE AND UPGRADATION OF BUILDING AS PER CHAP. NO. 26 OF G.D.C.R. 2021.
* MECHANICAL VENTILATION PROVIDED IN BASEMENT FOR VENTILATION CLAUSE NO. 23.4.2
* MECHANICAL VENTILATION PROVIDED FOR ALL FLOORS & TOILETS.

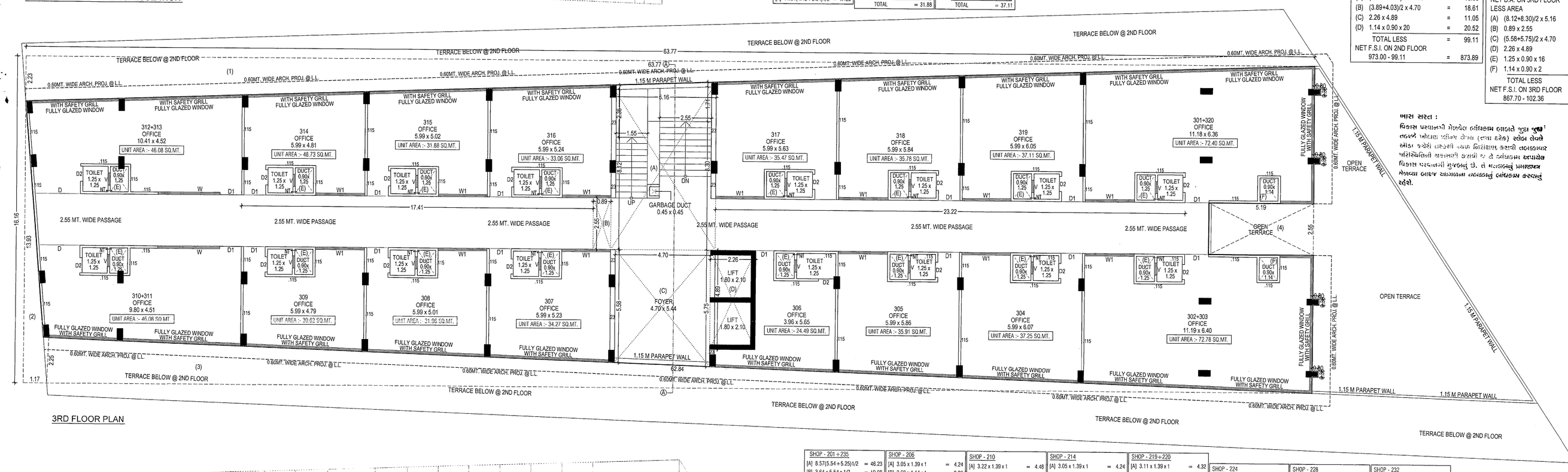

3RD FLOOR PLAN

ખાસ શરત :
વિકાસ પરવાનગી મેળવેલ બાંધકામ બાબતે જુદા જુદા તબક્કે બોરાણ સ્ટોન કોલમ (રાખ કોલમ) સ્ટોન લેવી ઓડા કચેરી તરફથી ચાલ નિરીક્ષણ કેમની તપાસણી પરિસ્થિતિની ચકાસણી કરાવી જ તે બાંધકામ વપરાશમાં મંજુરી આપે છે. તે મંજુરીનું ઉલ્લંઘન બીનવા બાદ ચાલુ બાંધકામ તાત્કાલિક બાંધકામ કરવાનું રહેશે.

SHOP - 201+235	
[A] 8.57(5.54+5.25)1/2	= 46.23
[B] 3.64 x 5.54 x 1/2	= 10.08
[C] 1.14(12.50+11.76)1/2	= 13.83
[D] 1.39(13.87+12.95)1/2	= 18.64
TOTAL	= 88.78
SHOP - 202+203	
[A] 19.47+0.68 x ½	= 6.62
[B] 6.55 x 1.39 x 1	= 9.10
[C] 5.20 x 1.14 x 1	= 5.93
[D] 6.55 x 5.28 x 1	= 34.58
[E] (7.32+12.44)/2x7.80	= 77.06
TOTAL	=133.29
SHOP - 204	
[A] 3.05 x 1.39 x 1	= 4.24
[B] 2.60 x 1.14 x 1	= 2.96
[C] 3.05(5.17+5.28)1/2	= 15.94
TOTAL	= 23.14
SHOP - 205	
[A] 3.05 x 1.39 x 1	= 4.24
[B] 2.60 x 1.14 x 1	= 2.96
[C] 3.05(5.17+5.08)1/2	= 15.61
TOTAL	= 22.81

SHOP - 206	
[A] 3.05 x 1.39 x 1	= 4.24
[B] 2.60 x 1.14 x 1	= 2.96
[C] 3.05(5.06+4.95)1/2	= 15.27
TOTAL	= 22.47
SHOP - 207	
[A] 3.05 x 1.39 x 1	= 4.24
[B] 2.60 x 1.14 x 1	= 2.96
[C] 3.05(4.95+4.84)1/2	= 14.93
TOTAL	= 22.13
SHOP - 208	
[A] 3.05 x 1.39 x 1	= 4.24
[B] 2.60 x 1.14 x 1	= 2.96
[C] 3.05(4.84+4.73)1/2	= 14.59
TOTAL	= 21.79
SHOP - 209	
[A] 6.27 x 1.28 x 1	= 8.03
[B] 4.01 x 4.89 x 1	= 19.61
[C] 6.27(0.86+1.09)1/2	= 6.11
TOTAL	= 33.75

SHOP - 210	
[A] 3.22 x 1.39 x 1	= 4.48
[B] 2.77 x 1.14 x 1	= 3.16
[C] 3.22(4.33+4.21)1/2	= 13.75
TOTAL	= 21.39
SHOP - 211	
[A] 3.05 x 1.39 x 1	= 4.24
[B] 2.60 x 1.14 x 1	= 2.96
[C] 3.05(4.21+4.10)1/2	= 12.67
TOTAL	= 19.87
SHOP - 212	
[A] 3.05 x 1.39 x 1	= 4.24
[B] 2.60 x 1.14 x 1	= 2.96
[C] 3.05(4.10+3.99)1/2	= 12.33
TOTAL	= 19.53
SHOP - 213	
[A] 3.05 x 1.39 x 1	= 4.24
[B] 2.60 x 1.14 x 1	= 2.96
[C] 3.05(3.99+3.88)1/2	= 12.00
TOTAL	= 19.20

SHOP - 214	
[A] 3.05 x 1.39 x 1	= 4.24
[B] 2.60 x 1.14 x 1	= 2.96
[C] 3.05(3.88+3.77)1/2	= 11.67
TOTAL	= 18.87
SHOP - 215	
[A] 3.05 x 1.39 x 1	= 4.24
[B] 2.60 x 1.14 x 1	= 2.96
[C] 3.05(3.77+3.66)1/2	= 11.33
TOTAL	= 18.53
SHOP - 216	
[A] 3.05 x 1.39 x 1	= 4.24
[B] 2.09 x 1.14 x 1	= 2.38
[C] 3.05(3.55+3.66)1/2	= 11.00
TOTAL	= 17.62
SHOP - 217+218	
9.45(4.15+4.65)1/2	= 41.58
LESS:- 0.50 x 1.14	= 1.03
41.58 - 1.03	= 40.55

SHOP - 219+220	
[A] 3.11 x 1.39 x 1	= 4.32
[B] 2.60 x 1.14	= 2.96
[C] 3.11(3.47+3.58)/2	= 10.96
TOTAL	= 18.24
SHOP - 221	
[A] 3.05 x 1.39 x 1	= 4.24
[B] 2.09 x 1.14 x 1	= 2.38
[C] 3.05(3.58+3.68)1/2	= 11.07
TOTAL	= 17.69
SHOP - 222	
[A] 3.05 x 1.39 x 1	= 4.24
[B] 2.60 x 1.14 x 1	= 2.96
[C] 3.05(3.78+3.68)1/2	= 11.39
TOTAL	= 18.59
SHOP - 223	
[A] 3.05 x 1.39 x 1	= 4.24
[B] 2.60 x 1.14 x 1	= 2.96
[C] 3.05(3.90+3.79)1/2	= 11.73
TOTAL	= 18.93

SHOP - 224	
[A] 3.05 x 1.39 x 1	= 4.24
[B] 2.60 x 1.14 x 1	= 2.96
[C] 3.05(4.00+3.90)1/2	= 12.05
TOTAL	= 19.25
SHOP - 225	
[A] 3.05 x 1.39 x 1	= 4.24
[B] 2.60 x 1.14 x 1	= 2.96
[C] 3.05(4.11+4.00)1/2	= 12.36
TOTAL	= 19.56
SHOP - 226	
[A] 3.05 x 1.39 x 1	= 4.24
[B] 2.60 x 1.14 x 1	= 2.96
[C] 3.05(4.22+4.11)1/2	= 12.70
TOTAL	= 19.90
SHOP - 227	
[A] 3.22 x 1.39 x 1	= 4.48
[B] 2.77 x 1.14 x 1	= 3.16
[C] 3.05(4.33+4.22)1/2	= 13.04
TOTAL	= 20.68

SHOP - 228	
[A] 3.22 x 1.39 x 1	= 4.48
[B] 2.77 x 1.14 x 1	= 3.16
[C] 3.05(4.61+4.49)1/2	= 13.88
TOTAL	= 21.52
SHOP - 229	
[A] 3.05 x 1.39 x 1	= 4.24
[B] 2.60 x 1.14 x 1	= 2.96
[C] 3.05(4.71+4.61)1/2	= 14.21
TOTAL	= 21.41
SHOP - 230	
[A] 3.05 x 1.39 x 1	= 4.24
[B] 2.60 x 1.14 x 1	= 2.96
[C] 3.05(4.82+4.71)1/2	= 14.53
TOTAL	= 21.73
SHOP - 231	
[A] 3.05 x 1.39 x 1	= 4.24
[B] 2.60 x 1.14 x 1	= 2.96
[C] 3.05(4.93+4.82)1/2	= 14.86
TOTAL	= 22.06

SHOP - 232	
[A] 3.05 x 1.39 x 1	= 4.24
[B] 2.60 x 1.14 x 1	= 2.96
[C] 3.05(5.03+4.93)1/2	= 15.19
TOTAL	= 22.39
SHOP - 233	
[A] 3.05 x 1.39 x 1	= 4.24
[B] 2.60 x 1.14 x 1	= 2.96
[C] 3.05(5.14+5.03)1/2	= 15.51
TOTAL	= 22.71
SHOP - 234	
[A] 3.05 x 1.39 x 1	= 4.24
[B] 2.60 x 1.14 x 1	= 2.96
[C] 3.05(5.25+5.14)1/2	= 15.85
TOTAL	= 23.05

LEGENDS.

1.) FIRE HYDRANT SYSTEM PIPE MAIN
2.) SINGLE HANDED HYDRANT VALVE.
3.) SLUICE VALVE
4.) TWO WAY SAME CONNECTION
5.) RISE ON DROP.
6.) NON RETURN VALVE
7.) REDUCER
8.) FIRE HOUSE BOX
9.) HOSE REEL HOUSE
10.) DC.P & CO-2
11.) HYDRAUNT VALVE

FIRE NOTES

ON/OFF SWITCHES LOCATED NEAR THE HOSE REEL HOSE OR HYDRANT OUTLET, AT EACH FLOOR FOR THE MAIN FIRE –PUMP AT THE UNDERGROUND WATER TANK WITH A CAPACITY TO DISCHARGE 900 LITERS PER MINUTE AT 3BAR PRESSURE AS MEASURED AT THE TERRACE LEVEL SHOULD BE INSTALLED.

THE RISER FOR THE BUILDINGS EXCEEDING 18 METERS HEIGHT SHOULD NOT BE OF LESS THAN 100 MM. INTERNAL DIAMETER. THE RISER SHOULD BE CONNECTED THE BOTTOM OF THE TERRACE TANK WITH A STOP VALVE AND A NRV TO ACT AS A DOWN–COMER.

ONE RISER IN REQUIRED FOR EVERY 1000 SQ. METERS FLOOR AREA AND IF THE BUILDING IS DIVIDED INTO, TWO OR MORE PARTS THEN EACH PART SHOULD HAVE A SEPARATE RISER WITH ALL THE FITTINGS AT EACH FLOOR LEVEL.

EACH FLOOR SHOULD HAVE ONE HYDRANT OUTLET WITH A COUPLING FOR ATTACHING A 63MM DIA. HOSE. 25MM BORE HOSE–REEL HOSE WITH 8MM. SHUT–OFF NOZZLE AT EACH FLOOR LANDING. THE LENGTH OF THE HOSE–BOX WITH 15 METERS LONG 63MM. DIA. HOSE AND 12.5MM. BORE NOZZLE AT ALTERNATE FLOORS. THE HOSE –REEL HOSE SHOULD BE COUPLED TO THE RISER.

FIRE–SERVICE INLET SHOULD BE INSTALLED AT A POINT NEAR THE ENTRY TO THE PREMISES WHERE A FIRE SERVICE VEHICLE CAN APPROACH EASILY.

THE OVERHEAD TANK SHALL BE OF A CAPACITY IF NOT LESS THAN 20,000 LITERS. THE UNDERGROUND TANK SHALL BE OF NOT LESS THAN 1,00,000 LITERS.

2) FIRE LIFT

THE FIRE–LIFT AND ALL THE LIFTS SHOULD HAVE A PROVISION TO GROUND AUTO–MATICALLY IN CASE OF ELECTRICITY FAILURE. EACH BUILDING SHOULD HAVE AT LEAST ONE LIFT AS A FIRE-LIFT AND IF THE BUILDING IS DIVIDED INTO TWO OR MORE PARTS THEN EACH PART SHOULD HAVE A FIRE-LIFT. LIFT–WELL SHOULD HAVE BLOWERS TO PRESSURIZE THE LIFT–WELL SO CONNECTED THAT IT WILL AUTOMATICALLY OPERATE WHEN ALARM CALL POINT IS OPERATE, SO THAT IT PREVENTS THE LIFT WELL GETTING SMOKE LOGGED.

3) FIRE ALARM.

THE FIRE ALARM CALL POINT TO BE INSTALLED AT EACH FLOOR WITH SOUNDERS CAPABLE OF BEING HEARD ALL THROUGHOUT THE BUILDING.

4) FIRE EXTINGUISHERS:

ONE CARBINE DIOXIDE (CO2)TYPE EXTINGUISHER OF 4.5 Kg. AND ONE EXTINGUISHER OF 5Kg. DRY CHEMICAL POWDER (DCP)TYPE EXTINGUISHER ON ALTERNATE FLOOR IN CASE OF RESIDENTIAL BUILDINGS.

IF THE BUILDING IS DIVIDED INTO TWO OR MORE PARTS THEN EACH PART SHOULD HAVE THESE EXTINGUISHER INSTALLED.

5) BASEMENT:

THE BASEMENT SHOULD BE PROTECTED WITH AUTOMATIC SPRINKLER SYSTEM WITH AT LEAST ONE SPRINKLER HEAD FOR A CAR PARKING SPACE.

ADDITIONALLY BE PROTECTED BY A HYDRANT OUTLET AND TWO 25MM. BORE HOSE-REEL HOSES WITH 8MM. BORE NOZZLES AT EACH BASEMENT LEVEL.

6) LIGHTENING ARRESTER.

A LIGHTENING ARRESTER SHOULD ALSO BE INSTALLED AND BE PROPERLY EARTHED TO PREVENT DAMAGE TO THE BUILDING WHEN THE LIGHTENING STRIKES.

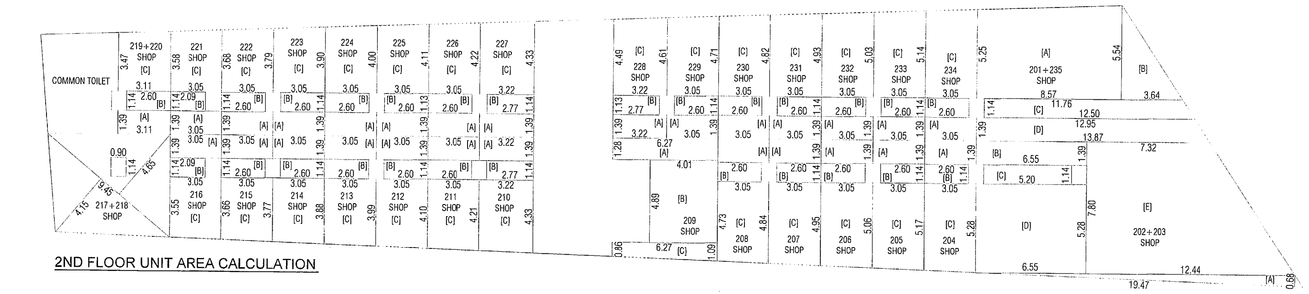

2ND FLOOR UNIT AREA CALCULATION

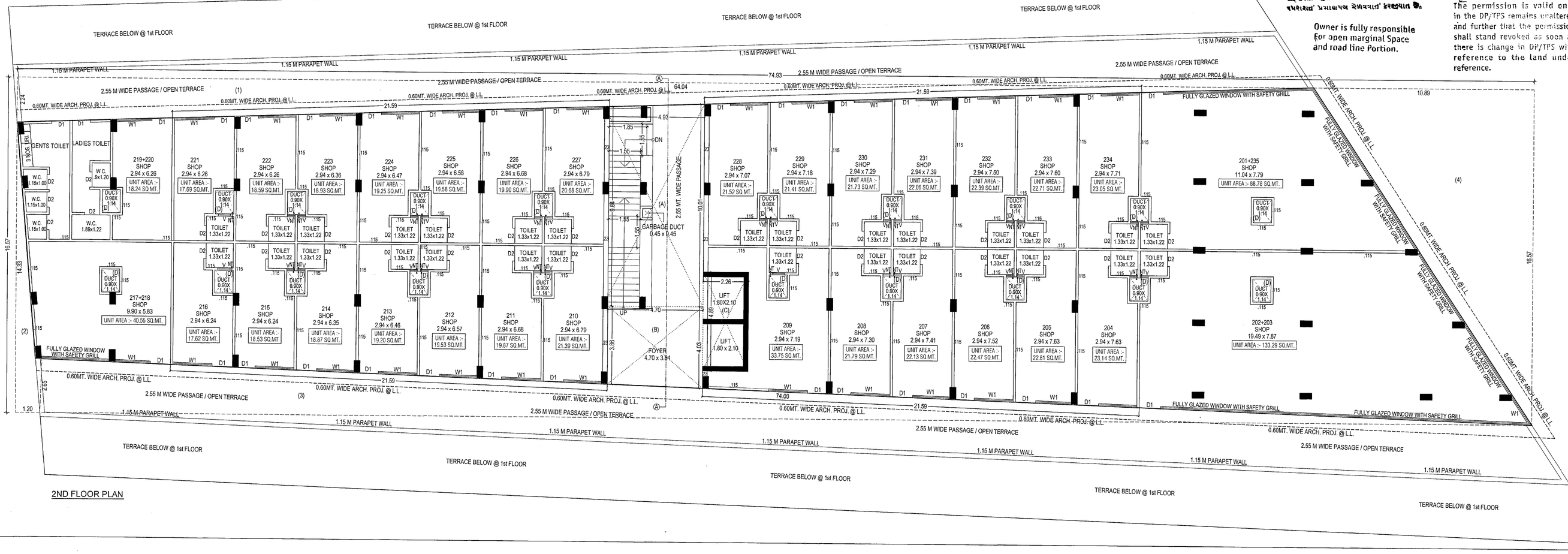

2ND FLOOR PLAN

ખાસ શરત
મંજુર થયેલ નકશાઓની નકલનો ૧ સેટ સ્થળ પર મહિલ કરવાનો રહેશે

ખાસ શરત
તા.....ના રોજ માલિક ઓર્ગેનાઇઝ આર્કીટેક્ટ તથા સ્ટ્રકચરલ એન્જીનીયરે આપેલ બાંહેધરી પત્રમાં દર્શાવેલ તમામ શરતોનું ચુસ્તપણે પાલન કરવાનું રહેશે.

— ખાસ શરત —
બાંધકામ પૂર્ણ થયા બાદ ઓડા ના ટી.પી. વિભાગ ખાતે કરતાં પહેલા નિયમાનુસાર ઓનલાઇન નકશાઓ 'પ્રમાણપત્ર રેખાવરણ' કરવાના રહેશે.

Final Plan boundary and allotment of final plot is Subject to Veriation by Town Planning Officer
The permission is valid only in the DP/TPS remains unaltered and further that the permission shall stand revoked as soon as there is change in DP/TPS with reference to the land under reference.

Owner is fully responsible for open marginal Space and road line Portion.

Kavisha Infracon
AUDA/DEV/00908
Developer

DEVELOPER

OWNER

M. B. CHAUDHARY
AUDA / C.O.W. LIC No. I/557
17, Jay Jagdish Society,
Navrangpura, A'bad - 380014
C.O.W.

V. B Contractor B.E (Civil)
AUDA STRUCTURAL DESIGN
GRADE I/275/14-8-2018
8, Kartikay, Nr. Ratanpura Gam,
Vastral, Ahmedabad -18.
M. 9998611070
STRU. ENGINEER

V. B Contractor B.E (Civil)
AUDA ENGINEER
ENG/800/04056/28-3-2018
8, Kartikay, Nr. Ratanpura Gam,
Vastral, Ahmedabad -18.
ENGINEER

AHMEDABAD URBAN DEVELOPMENT AUTHORITY
DISPATCH BY

APPROVED
As amanded by Red (Colour) Subject to the conditon as mentioned in this office Letter PRM No. 119/612017
Dated 12 DEC 2017
Note Approved by C.E.A
No. 6211

Assistant Town Planner
Ahmedabad Urban Development Authority

Senior Town Planner
Ahmedabad Urban Development Authority
Ahmedabad.

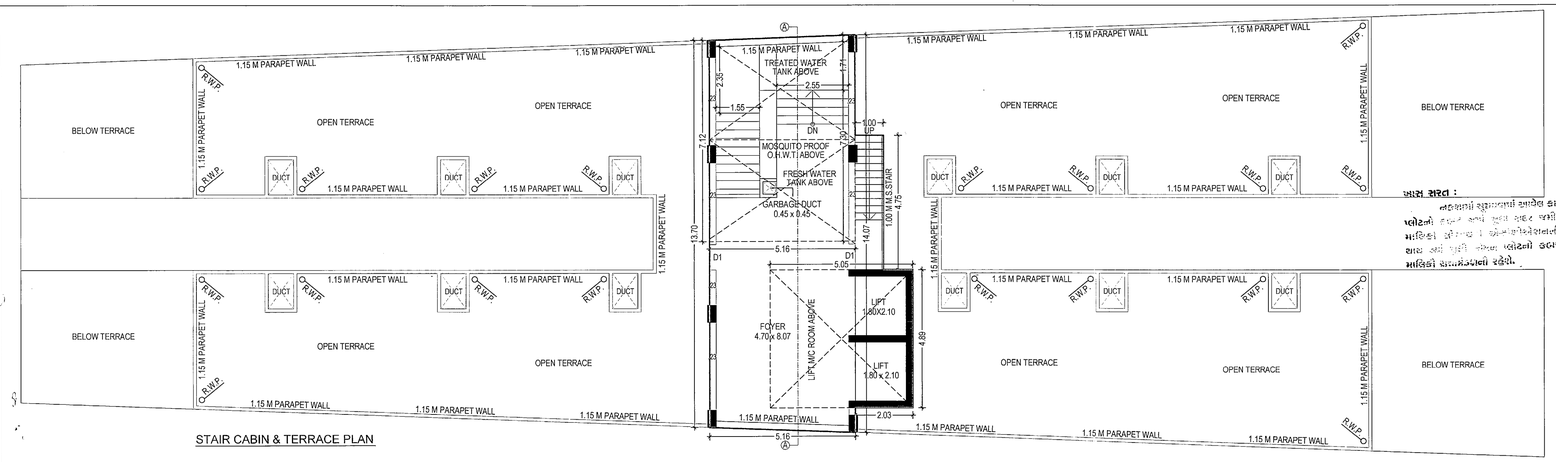

STAIR CABIN & TERRACE PLAN

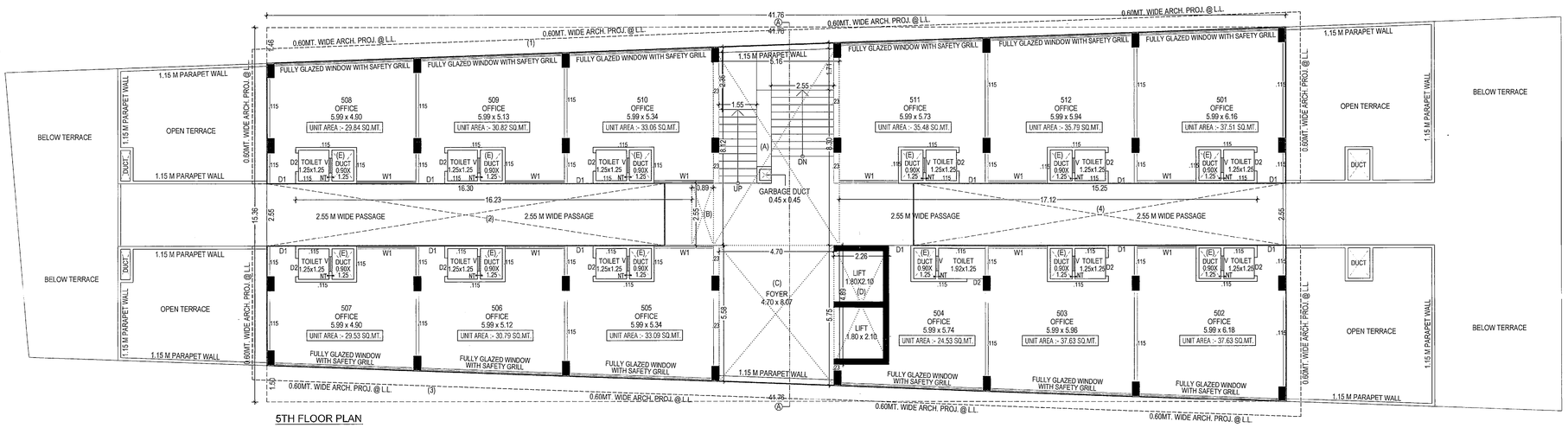

5TH FLOOR PLAN

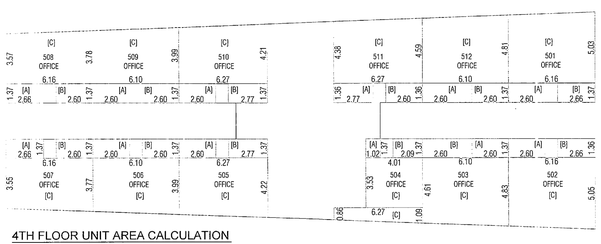

4TH FLOOR UNIT AREA CALCULATION

OFFICE - 501			
[A] 2.60 x 1.37 x 1	=	3.56
[B] 2.66 x 1.37 x 1	=	3.64
[C] 6.16(5.03+4.81)/2	=	30.31
TOTAL	=	37.51

OFFICE - 502		
[A] 2.60 x 1.37 x 1	=	3.56
[B] 2.66 x 1.37 x 1	=	3.64
[C] 6.16(5.05+4.83)/2	=	30.43
TOTAL	=	37.63

OFFICE - 503		
[A] 2.60 x 1.37 x 1	=	3.56
[B] 2.60 x 1.37 x 1	=	3.54
[C] 6.10(4.83+4.61)/2	=	28.79
TOTAL	=	37.63

OFFICE - 504		
[A] 1.02 x 1.37 x 1	=	1.40
[B] 2.09 x 1.37 x 1	=	2.86
[C] 4.01 x 3.53 x 1	=	14.16
[D] 6.27(1.09+0.86)/2	=	6.11
TOTAL	=	24.53

OFFICE - 505		
[A] 2.60 x 1.37 x 1	=	3.56
[B] 2.77 x 1.37 x 1	=	3.79
[C] 6.27(4.22+3.99)/2	=	25.74
TOTAL	=	33.09

OFFICE - 506		
[A] 2.60 x 1.37 x 1	=	3.56
[B] 2.60 x 1.37 x 1	=	3.56
[C] 6.10(3.99+3.77)/2	=	23.67
TOTAL	=	30.79

OFFICE - 507		
[A] 2.66 x 1.37 x 1	=	3.64
[B] 2.60 x 1.37 x 1	=	3.56
[C] 6.10(3.77+3.55)/2	=	22.33
TOTAL	=	29.53

OFFICE - 508		
[A] 2.66 x 1.37 x 1	=	3.64
[B] 2.60 x 1.37 x 1	=	3.56
[C] 6.16(5.23+5.02)/2	=	31.69
TOTAL	=	38.89

OFFICE - 509		
[A] 2.60 x 1.37 x 1	=	3.56
[B] 2.66 x 1.37 x 1	=	3.64
[C] 6.10(3.99+3.78)/2	=	23.70
TOTAL	=	30.82

OFFICE - 510		
[A] 2.60 x 1.37 x 1	=	3.56
[B] 2.77 x 1.37 x 1	=	3.79
[C] 6.27(4.21+3.99)/2	=	25.71
TOTAL	=	33.06

OFFICE - 511		
[A] 2.77 x 1.37 x 1	=	3.79
[B] 2.60 x 1.37 x 1	=	3.56
[C] 6.27(4.59+4.38)/2	=	28.13
TOTAL	=	35.48

OFFICE - 512		
[A] 2.60 x 1.37 x 1	=	3.56
[B] 2.60 x 1.37 x 1	=	3.56
[C] 6.10(4.81+4.59)/2	=	28.67
TOTAL	=	35.79

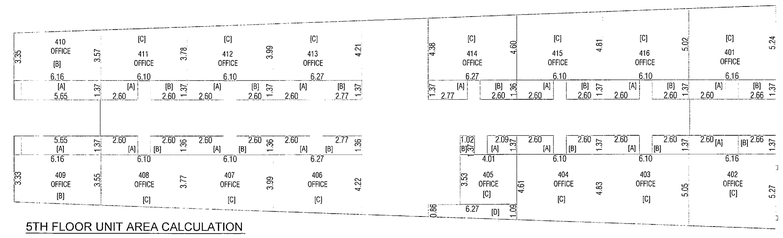

5TH FLOOR UNIT AREA CALCULATION

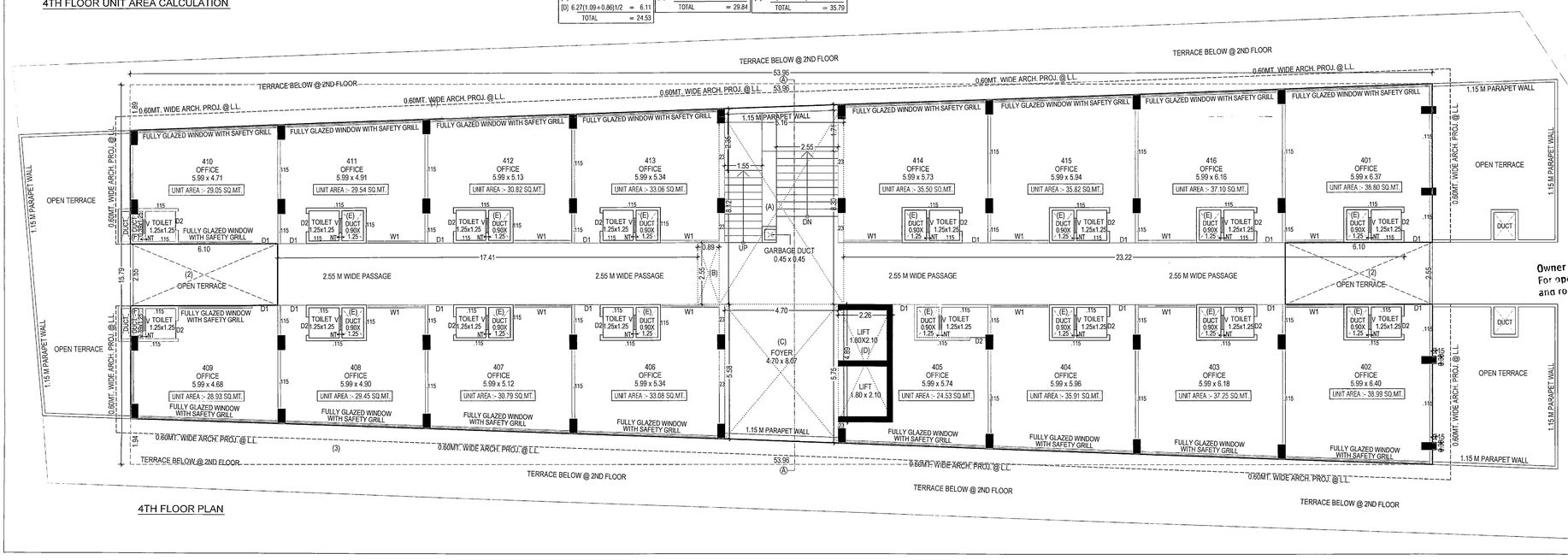

4TH FLOOR PLAN

BUILT UP AREA CALC.		SQ.MT.
4TH FLOOR		
53.96 x 15.79	=	852.03
0.15 x 0.30 x 2	=	0.09
TOTAL LESS	=	852.12
LESS AREA		
(1) 53.96 x 1.89 x 0.5	=	50.99
(2) 6.10 x 2.55 x 2	=	31.11
(3) 53.96 x 1.94 x 0.5	=	52.34
TOTAL LESS	=	134.44
NET BUILT UP ON 4TH FLOOR		
852.12 - 134.44	=	717.68

F.S.I. AREA CALC.		SQ.MT.
4TH FLOOR		
NET B.A. ON 4TH FLOOR	=	717.68
LESS AREA		
(A) (8.12+8.30)/2 x 5.16	=	42.36
(B) 0.89 x 2.55	=	2.27
(C) (5.58+5.75)/2 x 4.70	=	26.63
(D) 2.26 x 4.89	=	11.05
(E) 1.25 x 0.90 x 14	=	15.75
(F) 0.39 x 1.25 x 2	=	0.98
TOTAL LESS	=	99.04
NET F.S.I. ON 4TH FLOOR		
717.68 - 99.04	=	618.64

BUILT UP AREA CALC.		SQ.MT.
5TH FLOOR		
41.76 x 15.36	=	641.43
LESS AREA		
(1) 41.76 x 1.46 x 0.5	=	30.48
(2) 16.30 x 2.55	=	41.57
(3) 41.76 x 1.50 x 0.5	=	31.32
(4) 15.25 x 2.55	=	38.89
TOTAL LESS	=	142.26
NET BUILT UP ON 5TH FLOOR		
641.43 - 142.26	=	499.17

F.S.I. AREA CALC.		SQ.MT.
5TH FLOOR		
NET B.A. ON 5TH FLOOR	=	499.17
LESS AREA		
(A) (8.12+8.30)/2 x 5.16	=	42.36
(B) 0.89 x 2.55	=	2.27
(C) (5.58+5.75)/2 x 4.70	=	26.63
(D) 2.26 x 4.89	=	11.05
(E) 1.25 x 0.90 x 12	=	13.50
TOTAL LESS	=	95.81
NET F.S.I. ON 5TH FLOOR		
499.17 - 95.81	=	403.36

BUILT UP AREA CALC.		SQ.MT.
STAIR CABIN		
(13.70+14.07)/2 x 5.18	=	71.92
2.03 x 4.89	=	9.93
1.00 x 4.76	=	4.76
TOTAL LESS	=	86.61
NET BUILT UP ON STAIR CABIN		
	=	86.61

BUILT UP AREA CALC.		SQ.MT.
LIFT M/C RM. & O.H.W.T.		
(7.12+7.30)/2 x 5.16	=	37.20
5.05 x 4.89	=	24.69
TOTAL LESS	=	61.89
NET BUILT UP ON LIFT M/C RM. & O.H.W.T.		
	=	61.89

5TH FLOOR UNIT AREA CAL.		
OFFICE - 401		
[A] 2.60 x 1.37 x 1	=	3.56
[B] 2.66 x 1.37 x 1	=	3.64
[C] 6.16(5.24+5.02)/2	=	31.69
TOTAL	=	38.89
OFFICE - 402		
[A] 2.60 x 1.37 x 1	=	3.56
[B] 2.66 x 1.37 x 1	=	3.64
[C] 6.16(5.27+5.05)/2	=	31.79
TOTAL	=	38.99
OFFICE - 403		
[A] 2.60 x 1.37 x 1	=	3.56
[B] 2.60 x 1.37 x 1	=	3.56
[C] 6.10(5.05+4.83)/2	=	30.13
TOTAL	=	37.25
OFFICE - 404		
[A] 2.60 x 1.37 x 1	=	3.56
[B] 2.60 x 1.37 x 1	=	3.56
[C] 6.10(4.83+4.61)/2	=	28.79
TOTAL	=	35.91
OFFICE - 405		
[A] 1.02 x 1.37 x 1	=	1.40
[B] 2.09 x 1.37 x 1	=	2.86
[C] 4.01 x 3.53 x 1	=	14.16
[D] 6.27(1.09+0.86)/2	=	6.11
TOTAL	=	24.53
OFFICE - 406		
[A] 2.60 x 1.37 x 1	=	3.56
[B] 2.77 x 1.37 x 1	=	3.79
[C] 6.27(4.22+3.99)/2	=	25.73
TOTAL	=	33.08
OFFICE - 407		
[A] 2.60 x 1.37 x 1	=	3.56
[B] 2.60 x 1.37 x 1	=	3.56
[C] 6.10(3.99+3.77)/2	=	23.67
TOTAL	=	30.79
OFFICE - 408		
[A] 2.60 x 1.37 x 1	=	3.56
[B] 2.60 x 1.37 x 1	=	3.56
[C] 6.10(3.77+3.55)/2	=	22.33
TOTAL	=	29.45
OFFICE - 409		
[A] 5.65 x 1.37 x 1	=	7.74
[B] 6.16(3.55+3.33)/2	=	21.19
TOTAL	=	28.93
OFFICE - 410		
[A] 5.65 x 1.37 x 1	=	7.74
[B] 6.16(3.57+3.35)/2	=	21.31
TOTAL	=	29.05
OFFICE - 411		
[A] 2.60 x 1.37 x 1	=	3.56
[B] 2.60 x 1.37 x 1	=	3.56
[C] 6.10(3.78+3.57)/2	=	22.42
TOTAL	=	29.54
OFFICE - 412		
[A] 2.60 x 1.37 x 1	=	3.56
[B] 2.60 x 1.37 x 1	=	3.56
[C] 6.10(3.99+3.78)/2	=	23.70
TOTAL	=	30.82
OFFICE -413		
[A] 2.60 x 1.37 x 1	=	3.56
[B] 2.77 x 1.37 x 1	=	3.79
[C] 6.27(4.21+3.99)/2	=	25.71
TOTAL	=	33.06
OFFICE - 414		
[A] 2.77 x 1.37 x 1	=	3.79
[B] 2.60 x 1.37 x 1	=	3.56
[C] 6.27(4.60+4.38)/2	=	28.15
TOTAL	=	35.50
OFFICE - 415		
[A] 2.60 x 1.37 x 1	=	3.56
[B] 2.60 x 1.37 x 1	=	3.56
[C] 6.10(4.81+4.60)/2	=	28.70
TOTAL	=	35.82
OFFICE - 416		
[A] 2.60 x 1.37 x 1	=	3.56
[B] 2.60 x 1.37 x 1	=	3.56
[C] 6.10(5.02+4.81)/2	=	29.98
TOTAL	=	37.10

BLOCK - B (TYPE-A)

7/12

PLAN SHOWING REVISED COMM. BLDG. ON S.P.NO.-(FP-215/2+SP-1)/1 OF SUR. NO. 406,583, O.P. NO: 104, 215, S.P.NO. 1 OF F.P. NO: 104, & F.P.NO. 215/2 OF T.P.S. NO: 3 (BOPAL).
AT: BOPAL, TA: DASCROI, DIST: AHMEDABAD.

SCALE : 1 CM.= 1.0 MT.

ZONE : RESIDENCE R-II

USE : COMMERCIAL

અમદાવાદ શહેરી વિકાસ સત્તામંડળ
સ્ટેન્ડિંગ ફરાયેલ છે.
આસીસ્ટન્ટ / ક્લર્ક

SCHEDULE OF OPENINGS :

DOORS				WINDOWS			
FD -	FIRE DOOR WAY			W -	2.13	X	1.35
D -	1.00	X	2.10	W1 -	0.91	X	1.35
D2 -	0.90	X	2.10	V -	0.61	X	0.61
D2 -	0.76	X	2.10				

COLOUR NOTES :
PROP. WORK
PROP. DRAINAGE

R.C.C. STAIR DETAILS
1.50 WIDTH
0.30 TREAD
0.16 RISER

NOTES

* ENGINEER IS FULLY RESPONSIBLE FOR LEAVING OPEN SPACE & MARGIN.
* THE DEPTH & POSITION OF EXI. M.H. IS CHECKED & VERIFIED BY ME. THE PREMISES CAN GET CONNECTION AS PER PLAN.
* IT IS CERTIFY THAT ACCORDING TO G.D.C.R. 2021 ALL REQUIREMENTS OF THE BUILDING ARE CHECKED AND NECESSARY ACTION ARE TAKEN.
* IT IS CERTIFY THAT ACCORDING TO THE CLAUSE NO. 4.5.3 OF THE G.D.C.R. 2021, THE STRUCTURE OF THE BUILDING AS PER THE NORMS OF THE INDIAN STANDARDS.
* DESIGN OF STAIRCASE AND RAILING IS PROVIDED AS PER PROVISION OF THE CLAUSE NO. 23.1.12 AND 23.14 AND 24.6 OF G.D.C.R. 2021
* WATER TANK IS PROVIDED AS PER PROVISION OF THE CLAUSE NO. 23.6 OF G.D.C.R. 2021.
* THE WATER STORAGE TANK SHALL BE MAINTAINED THAT PERFECTLY MOSQUITO PROOF CONDITION BY PROVIDING A PROPERLY FITTING HINGED COVER AND EVERY TANK MORE THAN 1.5 MT. IN HEIGHT SHALL BE PROVIDED A PERMANENTLY FIXED IRON LADDER TO ENABLE INSPECTION BY ANTY MALARIA STAFF.
* SAPERET LETTER BOX IS PROVIDED AT GROUND LEVEL FOR EACH UNITS.
* DRAINAGE FACILITY IS PROVIDED AS PER THE CLAUSE NO. 23.10
* PAVING OF BUILDING UNIT/FINAL PLOT AS PER PROVISION OF THE CLAUSE NO. 23.1.4 OF G.D.C.R. 2021.
* THE STRUCTURE OF THE BUILDING IS AS PER THE NORMS OF THE SPECIFIED IN THE INDIAN STANDARD AND TAKEN NECESSARY ACTION FOR THE STRUCTURAL SAFETY DURING THE CONSTRUCTION
* RAIN WATER STORAGE TANK AND WATER HARVESTING SYSTEM IS PROVIDED AS PER THE CLAUSE NO. 27.2 OF G.D.C.R. 2021.
* COMMUNITY BIN PROVIDED AS PER THE PROVISION OF THE CLAUSE NO. 27.3 OF G.D.C.R. 2021
* TREE PLANTATION PROVIDED AS PER CLAUSE NO. 27.5 OF G.D.C.R. 2021
* AS AN ENGINEER I CERTIFY THAT ALL REQUIREMENTS UNDER G.D.R. HAS BEEN VERIFIED BY ME AND SITE LAND IS SUITABLE FOR PROPOSED CONSTRUCTION. THE PLOT DIMENSION AS SHOWN IN THE PLAN CORRESPONDS WITH THE SITE.
* FIRE DOOR IS PROVI. AT ALL FLOOR AS PER THE PROVISION OF THE CLAUSE NO. 24.6.3.1 OF GDCR 2021.
* PEDESTRIAN RAMP IS PROVIDED AS PER THE PROVISION OF THE CLAUSE NO. 23.1.5 OF G.D.C.R. 2021.
* LIFT IS PROVIDED AS PER THE PROVISION OF THE CLAUSE NO. 23.12 AND 24.7 OF G.D.C.R. 2021.
* ELECTRICAL INFRA STRUCTURE IS PROVIDED AS PER CLAUSE NO. 23.11
* SIGNAGE FOR PARKING PLACE IS PROVIDED AS PER CLAUSE NO. 23.7 OF G.D.C.R. 2021.
* ENTRANCE OF THE BUILDING IS PROVIDED AS PER PROVISION OF THE CLAUSE NO. 23.1.7 OF G.D.C.R. 2021.
* FIRE SAFETY SYSTEM IS PROVIDED AS PER CHAPTER NO. 34 OF G.D.C.R. 2021.
* MALIGNANCE AND UPGRADATION OF BUILDING AS PER CHAP. NO. 29 OF G.D.C.R. 2021.
* MECHANICAL VENTILATION PROVIDED IN BASEMENT FOR VENTILATION CLAUSE NO. 23.4.2
* MECHANICAL VENTILATION PROVIDED FOR ALL FLOORS & TOILETS.

FIRE NOTES

ON/OFF SWITCHES LOCATED NEAR THE HOSE REEL HOSE OR HYDRANT OUTLET, AT EACH FLOOR FOR THE MAIN FIRE –PUMP AT THE UNDERGROUND WATER TANK WITH A CAPACITY TO DISCHARGE 900 LITERS PER MINUTE AT 3BAR PRESSURE AS MEASURED AT THE TERRACE LEVEL SHOULD BE INSTALLED.

THE RISER FOR THE BUILDINGS EXCEEDING 18 METERS HEIGHT SHOULD NOT BE OF LESS THAN 100 MM. INTERNAL DIAMETER. THE RISER SHOULD BE CONNECTED THE BOTTOM OF THE TERRACE TANK WITH A STOP VALVE AND A NRV TO ACT AS A DOWN–COMER.

ONE RISER IN REQUIRED FOR EVERY 1600 SQ. METERS FLOOR AREA AND IF THE BUILDING IS DIVIDED INTO, TWO OR MORE PARTS THEN EACH PART SHOULD HAVE A SEPARATE RISER WITH ALL THE FITTINGS AT EACH FLOOR LEVEL.

EACH FLOOR SHOULD HAVE ONE HYDRANT OUTLET WITH A COUPLING FOR ATTACHING A 63MM DIA. HOSE. 25MM BORE HOSE–REEL HOSE WITH 8MM. SHUT- OFF NOZZLE AT EACH FLOOR LANDING. THE LENGTH OF THE HOSE–BOX WITH 15 METERS LONG 63MM. DIA. HOSE AND 12.5MM. BORE NOZZLE AT ALTERNATE FLOORS. THE HOSE –REEL HOSE SHOULD BE COUPLED TO THE RISER.

FIRE–SERVICE INLET SHOULD BE INSTALLED AT A POINT NEAR THE ENTRY TO THE PREMISES WHERE A FIRE SERVICE VEHICLE CAN APPROACH EASILY.

THE OVERHEAD TANK SHALL BE OF A CAPACITY IF NOT LESS THAN 20,000 LITERS. THE UNDERGROUND TANK SHALL BE OF NOT LESS THAN 1,00,000 LITERS.

2) FIRE LIFT

THE FIRE–LIFT AND ALL THE LIFTS SHOULD HAVE A PROVISION TO GROUND AUTO–MATICALLY IN CASE OF ELECTRICITY FAILURE. EACH BUILDING SHOULD HAVE AT LEAST ONE LIFT AS A FIRE-LIFT AND IF THE BUILDING IS DIVIDED INTO TWO OR MORE PARTS THEN EACH PART SHOULD HAVE A FIRELIFT. LIFT–WELL SHOULD HAVE BLOWERS TO PRESSURIZE THE LIFT–WELL SO CONNECTED THAT IF WILL AUTOMATICALLY OPERATE WHEN ALARM CALL POINT IS OPERATE, SO THAT IT PREVENTS THE LIFT WELL GETTING SMOKE LOGGED.

3) FIRE ALARM:

FIRE ALARM CALL POINT TO BE INSTALLED AT EACH FLOOR WITH SOUNDERS CAPABLE OF BEING HEARD ALL THROUGHOUT THE BUILDING.

4) FIRE EXTINGUISHERS:

ONE CARBINE DIOXIDE (CO2)TYPE EXTINGUISHER OF 4.5 Kg. AND ONE EXTINGUISHER OF 5Kg. DRY CHEMICAL POWDER (DCP)TYPE EXTINGUISHER ON ALTERNATE FLOOR IN CASE OF RESIDENTIAL BUILDINGS.

IF THE BUILDING IS DIVIDED INTO TWO OR MORE PARTS THEN EACH PART SHOULD HAVE THESE EXTINGUISHER INSTALLED.

5) BASEMENT:

THE BASEMENT SHOULD BE PROTECTED WITH AUTOMATIC SPRINKLER SYSTEM WITH AT LEAST ONE SPRINKLER HEAD FOR A CAR PARKING SPACE.

ADDITIONALLY BE PROTECTED BY A HYDRANT OUTLET AND TWO 25MM. BORE HOSE-REEL HOSES WITH 8MM. BORE NOZZLES AT EACH BASEMENT LEVEL.

6) LIGHTENING ARRESTER:

A LIGHTENING ARRESTER SHOULD ALSO BE INSTALLED AND BE PROPERLY EARTHED TO PREVENT DAMAGE TO THE BUILDING WHEN THE LIGHTENING STRIKES.

LEGENDS:

1.) FIRE HYDRANT SYSTEM PIPE MAIN
2.) SINGLE HANDED HYDRANT VALVE.
3.) SLUICE VALVE
4.) TWO WAY SAME CONNECTION
5.) RISE ON DROP.
6.) NON RETURN VALVE
7.) REDUCER
8.) FIRE HOUSE BOX
9.) HOSE REEL HOUSE
10.) DC.P & CO-2
11.) HYDRAUNT VALVE

Kavisha Infracon
AUDA/DEV/00903
Developer

DEVELOPER

For, KAVISHA INFRACON LLP
R.N. Patel
PARTNER

OWNER

M B. CHAUDHARY
A/C.O.W. LIC.NO. I/557
7, Jay Jagdish Soc
Navrangpura, Ahmedabad
C.O.W.

V. B Contractor B.E (Civil)
AUDA STRUCTURAL DESIGNER
GRADE I/275/14-5-2018
8, Kartikay, Nr. Panjrapura Gam,
Vastral, Ahmedabad -18.
M. 9998611070
STRU. ENGINEER

V. B Contractor B.E (Civil)
AUDA ENGINEER
ENG/8007/405812/2019
8, Kartikay, Nr. Panjrapura Gam,
Vastral, Ahmedabad -18.
ENGINEER

આસ શરત :- નામ સુશ્રી કૌર્ટ SLP (CIVIL) નં. ૪૪૫૦-૪૪૫૧/૨૦૧૪ માં જે નામ જણાવેલ હોય તે નિયત્રણ રહેશે. તે બાબત અરજદારશ્રીએ આપેલ બાંહેધરી પત્રક આધીન આ વિકાસ પરવાનગી આપવામાં આવે છે.

Owner is fully responsible For open marginal Space and road line Portion.

Final Plan boundary and allotment of final plot is Subject to Veriation by Town Planning Officer

The permission is valid only in the DP/TPS remains unaltered and further that the permission shall stand revoked as soon as there is change in DP/TPS with reference to the land under reference.

DISPATCH BY

APPROVED
As amanded by Red (Colour) Subject to the condition as mentioned in this office Letter PRM No. 10161 Dated 7 DEC 2017
Note Approved by C.E.O
No 6 2 1

Assistant Town Planner
Ahmedabad Urban Development Authority
Ahmedabad.

Senior Town Planner
Ahmedabad Urban Development Authority
Ahmedabad.

AUTHORITY

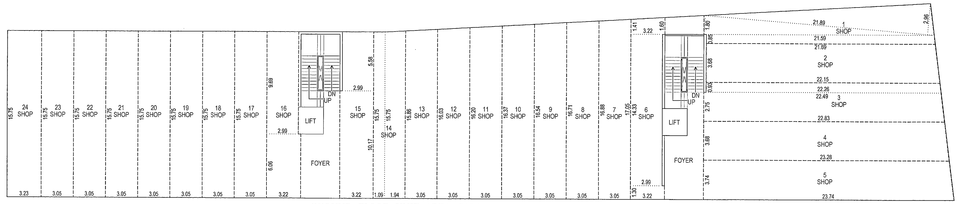

GROUND FLOOR UNIT AREA CALC.

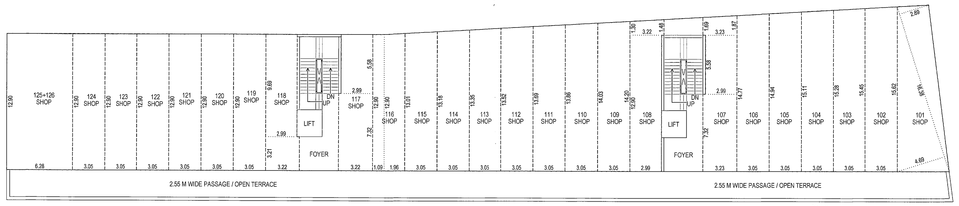

1ST FLOOR UNIT AREA CALC.

BUILT UP AREA CALC.

GROUND FLOOR		SQ.M.
89.79 x 18.64		= 1673.69
LESS AREA		
(1) 2.30 x 18.64 / 2	=	21.44
(2) 51.68 x 2.88 / 2	=	74.42
(3) (2.34+2.55)/2 x 3.70	=	9.05
(4) 3.70 x 0.86	=	3.18
(5) 35.81 X 2.88	=	103.13
TOTAL LESS	=	211.22
NET B.A. ON GROUND FLOOR		
1673.69 - 211.22	=	1462.47

F.S.I. AREA CALC.

GROUND FLOOR		SQ.M.
GROUND FLOOR B.A	=	1462.47
LESS AREA		
(A) 4.16 X 6.63 x 2	=	55.16
(B) 2.38 x 2.56 x 2	=	12.19
(C) 1.78 x 1.55 x 2	=	5.52
(D) 3.57 x 4.75 x 2	=	33.92
TOTAL LESS	=	106.79
NET F.S.I. ON GROUND FLOOR		
1462.47 - 106.79	=	1355.68

BUILT UP AREA CALC.

1ST FLOOR		SQ.M.
89.44 x 15.79		= 1412.26
LESS AREA		
(1) 1.95 x 15.79 / 2	=	15.40
(2) 51.68 x 2.88 / 2	=	74.42
(3) (2.34+2.55)/2 x 3.70	=	9.05
(4) 3.70 x 0.86	=	3.18
(5) 35.81 X 2.88	=	103.13
TOTAL LESS	=	205.18
NET B.A. ON 1ST FLOOR		
1412.26 - 205.18	=	1207.08

F.S.I. AREA CALC.

1ST FLOOR		SQ.M.
1ST FLOOR B.A	=	1207.08
LESS AREA		
(A) 4.16 X 6.63 x 2	=	55.16
(B) 2.38 x 2.56 x 2	=	12.19
(C) 1.78 x 1.55 x 2	=	5.52
(D) 3.57 x 2.85 x 2	=	20.35
TOTAL LESS	=	93.22
NET F.S.I. ON 1ST FLOOR		
1207.08 - 93.22	=	1113.86

UNIT AREA CALC.

GROUND FLOOR

SHOP-1		
2.96 +1.80 / 2X 21.89	=	52.10
21.59 +21.69 / 2 X 0.85	=	18.39
TOTAL	=	70.49
SHOP-2		
21.69 +22.15 / 2 X 3.68	=	80.67
SHOP-3		
22.15 +22.26 / 2X 0.93	=	20.65
22.49 +22.83 / 2X 2.75	=	62.32
TOTAL	=	82.97
SHOP-4		
22.83 +23.28 / 2 X 3.68	=	84.84
SHOP-5		
23.28 +23.74 / 2 X 3.74	=	87.93
SHOP-6		
3.22 X1.30	=	4.19
2.99 X14.33	=	42.85
1.41 +1.60 / 2 X 3.22	=	4.85
TOTAL	=	51.88
SHOP-7		
17.05 +16.88 / 2 X 3.05	=	51.74
SHOP-8		
16.88 +16.71 / 2 X 3.05	=	51.22
SHOP-9		
16.71 +16.54 / 2 X 3.05	=	50.71
SHOP-10		
16.54 +16.37 / 2 X 3.05	=	50.19
SHOP-11		
16.37 +16.20 / 2 X 3.05	=	49.67
SHOP-12		
16.20 +16.03 / 2 X 3.05	=	49.15
SHOP-13		
16.03 +15.86 / 2 X 3.05	=	48.63
SHOP-14		
15.86 +15.75 / 2 X 1.94	=	30.66
1.09 X15.75	=	17.17
TOTAL	=	47.83
SHOP-15		
3.22 X10.17	=	32.75
2.99 X5.58	=	16.68
TOTAL	=	49.43
SHOP-16		
3.22 X6.06	=	19.51
2.99 X9.69	=	28.97
TOTAL	=	48.49
SHOP-17 TO 23		
3.05 X15.75	=	48.04
SHOP-24		
3.23 X15.75	=	50.87

UNIT AREA CALC. (1st FL.)

SHOP :- 101		
(2.89+4.69)/2 X 16.38	=	62.08
SHOP :- 102		
(15.62+15.45)/2 X 3.05	=	47.38
SHOP :- 103		
(15.28+15.45)/2 X 3.05	=	46.86
SHOP :- 104		
(15.28+15.11)/2 X 3.05	=	46.34
SHOP :- 105		
(14.94+15.11)/2 X 3.05	=	45.83
SHOP :- 106		
(14.94+14.77)/2 X 3.05	=	45.31
SHOP :- 107		
(1.69+1.87)/2 X 3.23	=	5.75
2.99 x 5.58 x 1	=	16.68
3.23 x 7.32 x 1	=	23.64
TOTAL	=	46.07
SHOP :- 108		
(1.30+1.48)/2 X 3.22	=	4.46
2.99 x 12.90 x 1	=	38.57
TOTAL	=	43.05
SHOP :- 109		
(14.03+14.20)/2 X 3.05	=	43.05
SHOP :- 110		
(14.03+13.86)/2 X 3.05	=	42.53
SHOP :- 111		
(13.69+13.86)/2 X 3.05	=	42.01
SHOP :- 112		
(13.69+13.52)/2 X 3.05	=	41.50
SHOP :- 113		
(13.35+13.52)/2 X 3.05	=	40.98
SHOP :- 114		
(13.35+13.18)/2 X 3.05	=	40.46
SHOP :- 115		
(13.01+13.18)/2 X 3.05	=	39.94
SHOP :- 116		
(13.01+12.90)/2 X 1.96	=	25.39
1.09 x 12.90 x 1	=	14.06
TOTAL	=	39.45
SHOP :- 117		
2.99 x 5.58 x 1	=	16.68
3.22 x 7.32 x 1	=	23.57
TOTAL	=	40.25
SHOP :- 118		
2.99 x 9.69 x 1	=	28.97
3.22 x 3.21 x 1	=	10.34
TOTAL	=	39.31
SHOP :- 119 TO 124		
3.05 x 12.90 x 1	=	39.35
SHOP :- 125+126		
6.28 x 12.90 x 1	=	81.01

BLOCK-C (TYPE-B) 9/12

PLAN SHOWING REVISED COMM. BLDG. ON S.P.NO.-/FP-215/2+SP-1/1 OF OUR. NO. 406,583, O.P. NO: 104, 215, S.P.NO. 1 OF F.P. NO: 104, & F.P.NO. 215/2 OF T.P.S. NO: 3 (BOPAL).
AT: BOPAL, TA: DASCROI, DIST: AHMEDABAD.

SCALE : 1 CM = 1.0 MT.

USE : COMMERCIAL

ZONE : RESIDENCE R-II

BUILT UP AREA TABLE

Sq.Mts.

PROP. B.A. ON GROUND FLOOR	1462.47
PROP. B.A. ON 1ST FLOOR	1207.08
PROP. B.A. ON 2ND FLOOR	1012.50
PROP. B.A. ON 3RD FLOOR	890.31
PROP. B.A. ON 4TH FLOOR	592.38
PROP. B.A. ON 5TH FLOOR	366.68
PROP. B.A. ON STAIR CABIN	84.76
PROP. B.A. ON LIFT M/C ROOM	68.14
TOTAL PROP. B.A.	5784.32

F.S.I. AREA TABLE

Sq.Mts.

PROP. F.S.I. AREA ON GROUND FLOOR	1355.68
PROP. F.S.I. AREA ON 1ST FLOOR	1113.86
PROP. F.S.I. AREA ON 2ND FLOOR	912.50
PROP. F.S.I. AREA ON 3RD FLOOR	790.31
PROP. F.S.I. AREA ON 4TH FLOOR	592.38
PROP. F.S.I. AREA ON 5TH FLOOR	273.06
TOTAL PROP. F.S.I. AREA	5037.79

FLOOR AREA, USE & UNIT TABLE :

FL. AREA IN Sq.Mt.

FLOOR	USE	EQ. TENA	TOTAL
GROUND FLOOR	SHOP	24	1355.68
1ST FLOOR	SHOP	25	1113.86
2ND FLOOR	SHOP	24	912.50
3RD FLOOR	OFFICE	24	790.31
4TH FLOOR	OFFICE	19	592.38
5TH FLOOR	OFFICE	11	273.06
TOTAL	SHOP+OFFICE	127	5037.79

SCHEDULE OF OPENINGS :

DOORS		WINDOWS	
FD -	FIRE DOOR WAY	W -	2.13 X 1.35
D -	1.00 X 2.10	W1 -	0.91 X 1.35
D2 -	0.90 X 2.10	V -	0.61 X 0.61
D2 -	0.76 X 2.10		

COLOUR NOTES :

PROP. WORK

PROP. DRAINAGE

R.C.C. STAIR DETAILS

1.50 WIDTH
0.30 TREAD
0.16 RISER

NOTES

- ENGINEER IS FULLY RESPONSIBLE FOR LEAVING OPEN SPACE & MARGIN.
- THE DEPTH & POSITION OF EIC M.H. IS CHECKED & VERIFIED BY ME. THE PREMISES CAN GET CONNECTION AS PER PLAN.
- IT IS CERTIFY THAT ACCORDING TO G.D.C.R. 2021 ALL REQUIREMENTS OF THE BUILDING ARE CHECKED AND NECESSARY ACTION ARE TAKEN.
- IT IS CERTIFY THAT ACCORDING TO THE CLAUSE NO. 4.5.3 OF THE G.D.C.R. 2021, THE STRUCTURE OF THE BUILDING AS PER THE NORMS OF THE INDIAN STANDARDS.
- DESIGN OF STAIRCASE AND FAILING IS PROVIDED AS PER PROVISION OF THE CLAUSE NO. 23.1.12 AND 23.14 AND 24.4 OF G.D.C.R. 2021
- WATER TANK IS PROVIDED AS PER PROVISION OF THE CLAUSE NO. 23.6 OF G.D.C.R. 2021.
- THE WATER STORAGE TANK SHALL BE MAINTAINED THAT PERFECTLY MOSQUITO PROOF CONDITION BY PROVIDING A PROPERLY FITTING HINGED COVER AND EVERY TANK MORE THAN 1.5 MT. IN HEIGHT SHALL BE PROVIDED A PERMANENTLY FIXED IRON LADDER TO ENABLE INSPECTION BY ANTY MALARIA STAFF.
- SAPERET LETTER BOX IS PROVIDED AT GROUND LEVEL FOR EACH UNITS.
- DRAINAGE FACILITY IS PROVIDED AS PER THE CLAUSE NO. 23.10
- PAVING OF BUILDING UNTIL FINAL PLOT AS PER PROVISION OF THE CLAUSE NO. 23.11 OF G.D.C.R. 2021.
- THE STRUCTURE OF THE BUILDING IS AS PER THE NORMS OF THE SPECIFIED IN THE INDIAN STANDARD AND TAKEN NECESSARY ACTION FOR THE STRUCTURAL SAFETY DURING THE CONSTRUCTION
- RAIN WATER STORAGE TANK AND WATER HARVESTING SYSTEM IS PROVIDED AS PER THE CLAUSE NO. 27.3 OF G.D.C.R. 2021.
- COMMUNITY BIN PROVIDED AS PER THE PROVISION OF THE CLAUSE NO. 27.3 OF G.D.C.R. 2021
- TREE PLANTATION PROVIDED AS PER CLAUSE NO. 27.2 OF G.D.C.R. 2021
- AS AN ENGINEER I CERTIFY THAT ALL REQUIREMENTS UNDER G.D.R. HAS BEEN VERIFIED BY ME AND SITE LAND IS SUITABLE FOR PROPOSED CONSTRUCTION. THE PLOT DIMENSION AS SHOWN IN THE PLAN CORRESPONDS WITH THE SITE.
- FIRE DOOR IS PROV. AT ALL FLOOR AS PER THE PROVISION OF THE CLAUSE NO. 24.6.3.1 OF GDCR 2021.
- PEDESTRIAN RAMP IS PROVIDED AS PER THE PROVISION OF THE CLAUSE NO. 23.1.3 OF G.D.C.R. 2021.
- LIFT IS PROVIDED AS PER THE PROVISION OF THE CLAUSE NO. 23.12 AND 24.7 OF G.D.C.R. 2021.
- ELECTRICAL INFRA STRUCTURE IS PROVIDED AS PER CLAUSE NO. 23.11.
- SIGNAGE FOR PARKING PLACE IS PROVIDED AS PER CLAUSE NO. 23.7 OF G.D.C.R. 2021.
- ENTRANCE OF THE BUILDING IS PROVIDED AS PER PROVISION OF THE CLAUSE NO. 23.1.7 OF G.D.C.R. 2021.
- FIRE SAFE TY SYSTEM IS PROVIDED AS PER CHAPTER NO. 24 OF G.D.C.R. 2021.
- MAUKANACS AND UPGRADATION OF BUILDING AS PER CHAP. NO. 26 OF G.D.C.R. 2021.
- MECHANICAL VENTILATION PROVIDED IN BASEMENT FOR VENTILATION CLAUSE NO. 23.4.2
- MECHANICAL VENTILATION PROVIDED FOR ALL FLOORS & TOILETS.

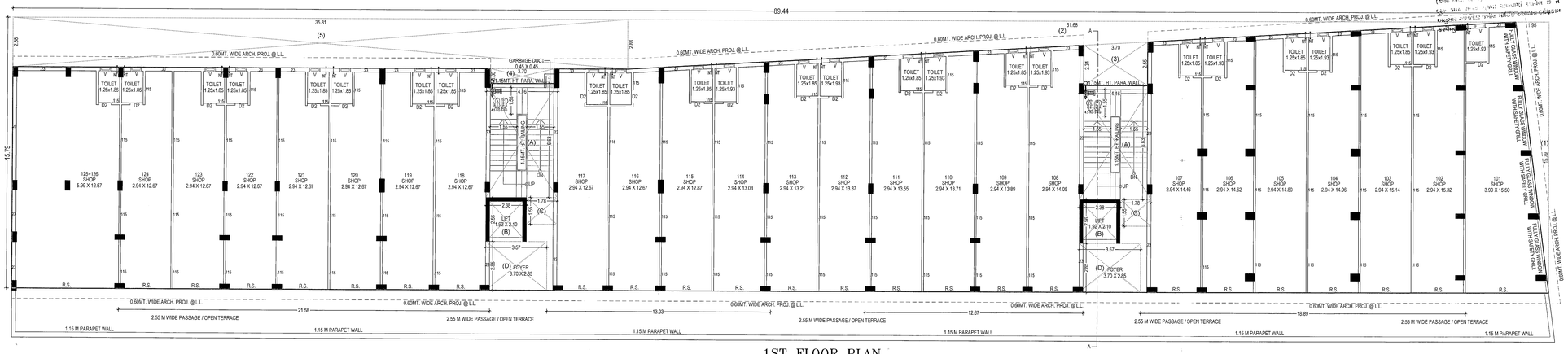

1ST FLOOR PLAN

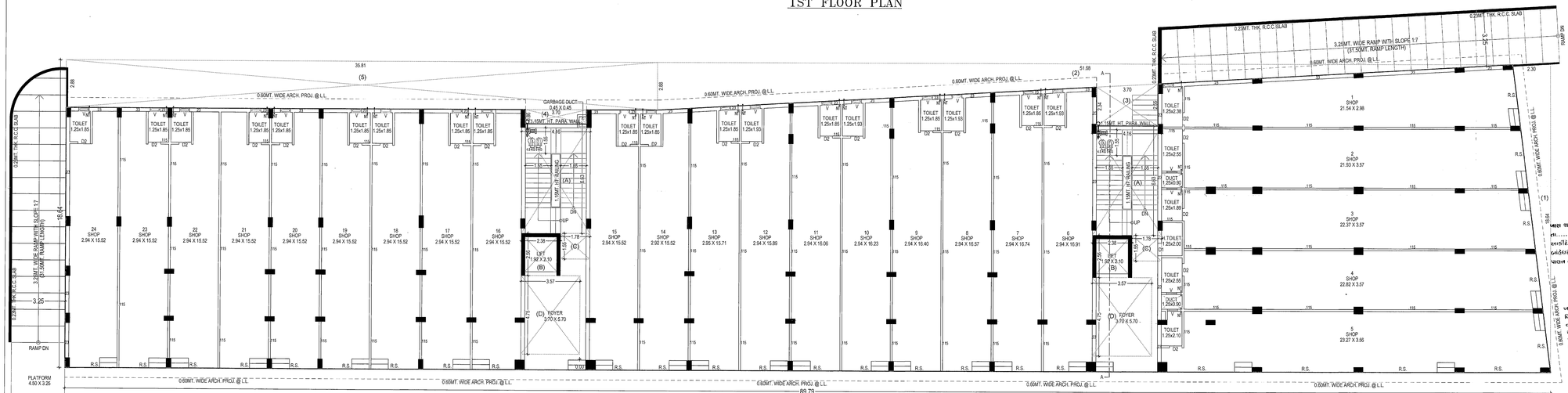

GROUND FLOOR PLAN

DEVELOPER

Kavisha Infracon
AUDA/DEV/00908
Developer

OWNER

M. B. CHAUDHARY
AUDA / C.O.W. LIC. No. 1/557
17, Jay Jagdish Society,
Navrangpura, A'bad - 380014
C.O.W.

The permission is valid only in the DP/TP remains unaltered and further that the permission shall stand revoked as soon as there is change in DP/TP with reference to the land under reference.

Final Plan boundary and alignment of Ring Road is subject to Variation by Town Planning Officer

Owner is fully responsible for open marginal Space and road line Portion.

V. B. Contractor B.E (Civil)
AUDA STRUCTURAL DESIGNER
GRADE 1/27/2014-9-2015
8, Kartikay, Nr. Ratanpura Gam,
Vastral, Ahmedabad -18.
M. 9998419210.
STRU. ENGINEER

V. B. Contractor B.E (Civil)
AUDA ENGINEER
ENG/8500/04/05/29-3-2
8, Kartikay, Nr. Ratanpura Gam,
Vastral, Ahmedabad -18.
ENGINEER

APPROVED
As amanded by Red (Colour) Subject to the condition mentioned in this office Letter PRN No. 112/6/2017
Dated 12 DEC 2017
Note Approved by C.E.A

DISPATCH BY
No 6211

Assistant Town Planner
Ahmedabad Urban Development Authority
Ahmedabad.

Senior Town Planner
Ahmedabad Urban Development Authority
Ahmedabad.

AUTHORITY

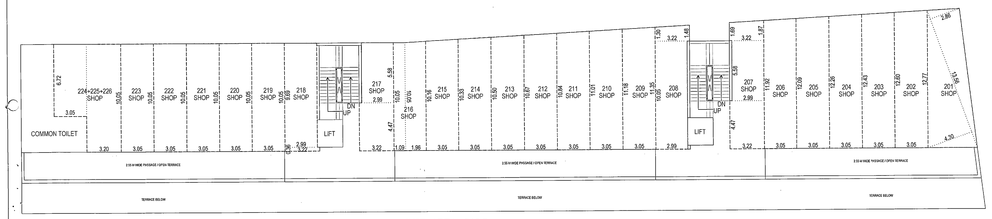

2ND FLOOR UNIT AREA CALC.



3RD FLOOR UNIT AREA CALC.

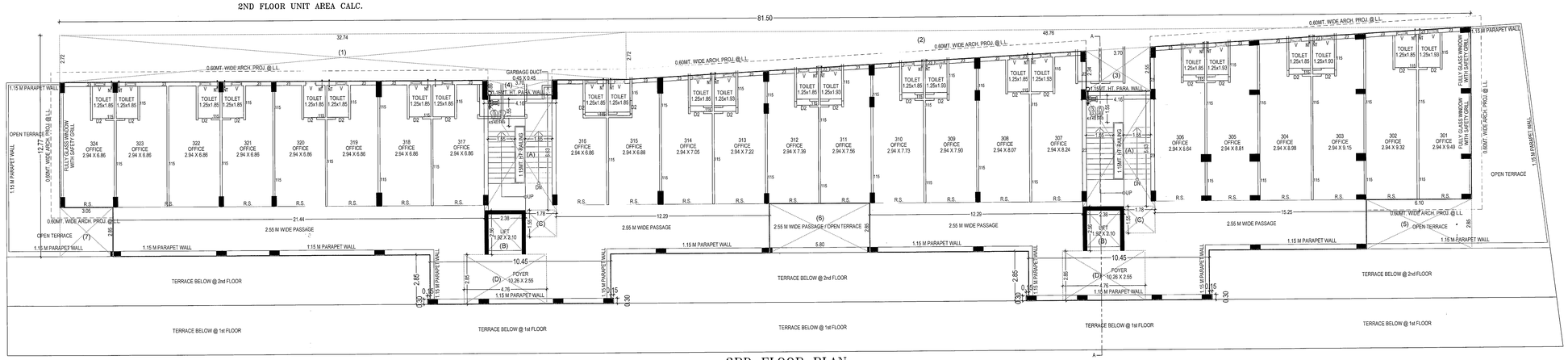

3RD FLOOR PLAN

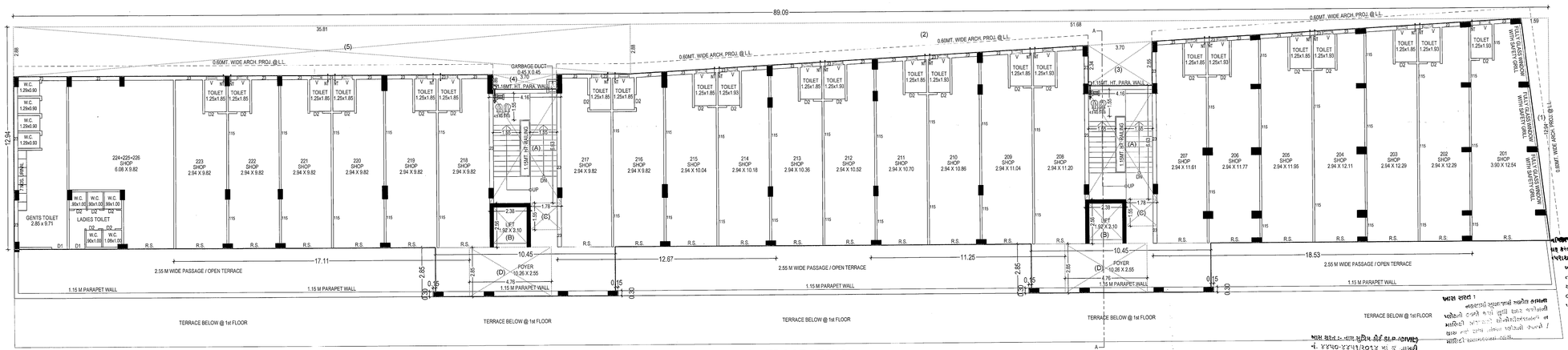

2ND FLOOR PLAN

BUILT UP AREA CALC.

2ND FLOOR	SQ.M.
89.09 x 12.94	= 1152.82
10.45 x 2.85 x 2	= 59.57
0.15 x 0.30 x 4	= 0.18
TOTAL	= 1212.57
LESS AREA	
(1) 1.59 x 12.94 / 2	= 10.29
(2) 51.68 x 2.88 / 2	= 74.42
(3) (2.34+2.55)/2 x 3.70	= 9.05
(4) 3.70 x 0.86	= 3.18
(5) 35.81 X 2.88	= 103.13
TOTAL LESS	= 200.07
NET B.A. ON 2ND FLOOR	
1212.57 - 200.07	= 1012.50

F.S.I. AREA CALC.

2ND FLOOR	SQ.M.
2ND FLOOR B.A	= 1012.50
LESS AREA	
(A) 4.16 X 6.63 x 2	= 55.16
(B) 2.38 x 2.56 x 2	= 12.19
(C) 1.78 x 1.55 x 2	= 5.52
(D) 4.76 x 2.85 x 2	= 27.13
TOTAL LESS	= 100.00
NET F.S.I. ON 2ND FLOOR	
1012.50 - 100.00	= 912.50

BUILT UP AREA CALC.

3RD FLOOR	SQ.M.
81.50 x 12.77	= 1040.76
10.45 x 2.85 x 2	= 59.57
0.15 x 0.30 x 4	= 0.18
TOTAL	= 1100.51
LESS AREA	
(1) 32.74 x 2.72	= 89.05
(2) 48.76 x 2.72 / 2	= 66.31
(3) (2.34+2.55)/2 x 3.70	= 9.05
(4) 3.70 x 0.86	= 3.18
(5) 6.10 x 2.85	= 17.39
(6) 5.80 x 2.85	= 16.53
(7) 3.05 x 2.85	= 8.69
TOTAL LESS	= 210.20
NET B.A. ON 3RD FLOOR	
1100.51 - 210.20	= 890.31

F.S.I. AREA CALC.

3RD FLOOR	SQ.M.
3RD FLOOR B.A	= 890.31
LESS AREA	
(A) 4.16 X 6.63 x 2	= 55.16
(B) 2.38 x 2.56 x 2	= 12.19
(C) 1.78 x 1.55 x 2	= 5.52
(D) 4.76 x 2.85 x 2	= 27.13
TOTAL LESS	= 100.00
NET F.S.I. ON 3RD FLOOR	
890.31 - 100.00	= 790.31

UNIT AREA CALC.

2ND FLOOR	
SHOP-201	
4.30 +2.88 / 2 X 3.05	= 48.54
SHOP-202	
12.77 +12.60 / 2X 3.05	= 38.69
SHOP-203	
12.60 +12.43 / 2X 3.05	= 38.17
SHOP-204	
12.43 +12.26 / 2X 3.05	= 37.65
SHOP-205	
12.26 +12.09 / 2X 3.05	= 37.13
SHOP-206	
12.09 +11.92 / 2X 3.05	= 36.62
SHOP-207	
3.22 X4.47	= 14.39
2.99 X5.58	= 16.68
1.87 +1.69 / 2X 3.22	= 5.73
TOTAL	= 36.81
SHOP-208	
2.99 X10.05	= 30.05
1.30 +1.48 / 2X 3.22	= 4.49
TOTAL	= 34.53
SHOP-209	
11.35 +11.18 / 2X 3.05	= 34.36
SHOP-210	
11.18 +11.01 / 2X 3.05	= 33.84
SHOP-211	
11.01 +10.84 / 2X 3.05	= 33.32
SHOP-212	
10.84 +10.67 / 2X 3.05	= 32.80
SHOP-213	
10.67 +10.50 / 2X 3.05	= 32.28
SHOP-214	
10.50 +10.33 / 2X 3.05	= 31.77
SHOP-215	
10.33 +10.16 / 2X 3.05	= 31.25
SHOP-216	
10.16 +10.05 / 2X 1.96	= 19.81
1.09 X10.05	= 10.95
TOTAL	= 30.76
SHOP-217	
3.22 X4.47	= 14.39
2.99 X5.58	= 16.68
TOTAL	= 31.08
SHOP-218	
3.22 X0.36	= 1.16
2.99 X9.69	= 28.97
TOTAL	= 30.13
SHOP-219 TO 223	
3.05 X10.05	= 30.65
SHOP-224+225+226	
3.20 X10.05	= 32.16
3.05 X6.72	= 20.50
TOTAL	= 52.66

UNIT AREA CALC.

3RD FLOOR	
SHOP-301	
9.93 +9.75 / 2X 3.11	= 30.60
SHOP-302	
9.75 +9.58 / 2X 3.05	= 29.48
SHOP-303	
9.58 +9.41 / 2X 3.05	= 28.96
SHOP-304	
9.41 +9.24 / 2X 3.05	= 28.44
SHOP-305	
9.24 +9.07 / 2X 3.05	= 27.92
SHOP-306	
3.22 X1.62	= 5.22
2.99 X5.58	= 16.68
1.69 +1.87 / 2X 3.22	= 5.73
TOTAL	= 27.63
SHOP-307	
2.99 X7.20	= 21.53
1.30 +1.48 / 2X 3.22	= 4.48
TOTAL	= 26.00
SHOP-308	
8.50 +8.33 / 2X 3.05	= 25.67
SHOP-309	
8.33 +8.16 / 2X 3.05	= 25.15
SHOP-310	
8.16 +7.99 / 2X 3.05	= 24.63
SHOP-311	
7.99 +7.82 / 2X 3.05	= 24.11
SHOP-312	
7.82 +7.65 / 2X 3.05	= 23.59
SHOP-313	
7.65 +7.48 / 2X 3.05	= 23.07
SHOP-314	
7.48 +7.31 / 2X 3.05	= 22.55
SHOP-315	
7.31 +7.20 / 2X 1.96	= 14.22
1.09 X7.20	= 7.85
TOTAL	= 22.07
SHOP-316	
3.22 X1.61	= 5.18
2.99 X5.58	= 16.68
TOTAL	= 21.87
SHOP-317	
2.99 X7.20	= 21.53
SHOP-318 TO 323	
3.05 X7.20	= 21.96
SHOP-324	
3.10 X7.20	= 22.32

BLOCK-C (TYPE-B)

10/12

PLAN SHOWING REVISED COMM. BLDG. ON S.P.NO.-(FP-215/2+SP-1)/1 OF SUR. NO. 406,583, O.P. NO. 104, 215, S.P.NO. 1 OF F.P. NO. 104, & F.P.NO. 215/2 OF T.P.S. NO: 3 (BOPAL)
AT: BOPAL, TA: DASCROI, DIST: AHMEDABAD.

SCALE : 1 CM.= 1.0 MT.

ZONE : RESIDENCE R-II — USE : COMMERCIAL

SCHEDULE OF OPENINGS :

DOORS				WINDOWS			
FD	-	FIRE DOOR WAY		W	-	2.13	X 1.35
D	-	1.00	X 2.10	W1	-	0.91	X 1.35
D2	-	0.90	X 2.10	V	-	0.61	X 0.61
D2	-	0.76	X 2.10				

COLOUR NOTES :

PROP. WORK
PROP. DRAINAGE

R.C.C. STAIR DETAILS

1.50 WIDTH
0.30 TREAD
0.16 RISER

CERTIFICATE/NOTES :-

- OWNER IS FULLY RESPONSIBLE FOR LEAVING MARGINAL OPEN SPACE AND ROAD LINE PORTION.

NOTES :

- ENGINEER IS FULLY RESPONSIBLE FOR LEAVING OPEN SPACE & MARGIN.
- THE DEPTH & POSITION OF EXI. M.H. IS CHECKED & VERIFIED BY ME, THE PREMISES CAN GET CONNECTION AS PER PLAN.
- IT IS CERTIFY THAT ACCORDING TO G.D.C.R. 2021 ALL REQUIREMENTS OF THE BUILDING ARE CHECKED AND NECESSARY ACTION ARE TAKEN.
- IT IS CERTIFY THAT ACCORDING TO THE CLAUSE NO. 4.5.3 OF THE G.D.C.R. 2021, THE STRUCTURE OF THE BUILDING AS PER THE NORMS OF THE INDIAN STANDARDS.
- DESIGN OF STAIRCASE AND RAILING IS PROVIDED AS PER PROVISION OF THE CLAUSE NO. 23.1.12 AND 23.14 AND 24.6 OF G.D.C.R. 2021
- WATER TANK IS PROVIDED AS PER PROVISION OF THE CLAUSE NO. 23.4 OF G.D.C.R. 2021.
- THE WATER STORAGE TANK SHALL BE MAINTAINED THAT PERFECTLY MOSQUITO PROOF CONDITION BY PROVIDING A PROPERLY FITTING HINGED COVER AND EVERY TANK MORE THAN 1.5 MT. IN HEIGHT SHALL BE PROVIDED A PERMANENTLY FIXED IRON LADDER TO ENABLE INSPECTION BY ANTI MALARIA STAFF.
- SAFE RETLETTER BOX IS PROVIDED AT GROUND LEVEL FOR EACH UNITS.
- DRAINAGE FACILITY IS PROVIDED AS PER THE CLAUSE NO. 23.10
- PAVING OF BUILDING UNITFINAL PLOT AS PER PROVISION OF THE CLAUSE NO. 23.14 OF G.D.C.R. 2021.
- THE STRUCTURE OF THE BUILDING IS AS PER THE NORMS OF THE SPECIFIED IN THE INDIAN STANDARD AND TAKEN NECESSARY ACTION FOR THE STRUCTURAL SAFETY DURING THE CONSTRUCTION
- RAIN WATER STORAGE TANK AND WATER HARVESTING SYSTEM IS PROVIDED AS PER THE CLAUSE NO. 27.2 OF G.D.C.R. 2021.
- COMMUNITY BIN PROVIDED AS PER THE PROVISION OF THE CLAUSE NO. 27.3 OF G.D.C.R. 2021
- TREE PLANTATION PROVIDED AS PER CLAUSE NO. 27.5 OF G.D.C.R. 2021
- AS AN ENGINEER I CERTIFY THAT ALL REQUIREMENTS UNDER G.D.R. HAS BEEN VERIFIED BY ME AND SITE LAND IS SUITABLE FOR PROPOSED CONSTRUCTION. THE PLOT DIMENSION AS SHOWN IN THE PLAN CORRESPONDS WITH THE SITE.
- FIRE DOOR IS PROVI. AT ALL FLOOR AS PER THE PROVISION OF THE CLAUSE NO. 24.8.3.1 OF GDCR 2021.
- PEDESTRIAN RAMP IS PROVIDED AS PER THE PROVISION OF THE CLAUSE NO. 23.13.5 OF G.D.C.R. 2021.
- LIFT IS PROVIDED AS PER THE PROVISION OF THE CLAUSE NO. 23.12 AND 24.7 OF G.D.C.R. 2021.
- ELECTRICAL INFRA STRUCTURE IS PROVIDED AS PER CLAUSE NO. 23.11.
- SIGNAGE FOR PARKING PLACE IS PROVIDED AS PER CLAUSE NO. 23.7 OF G.D.C.R. 2021.
- ENTRANCE OF THE BUILDING IS PROVIDED AS PER PROVISION OF THE CLAUSE NO. 23.13 OF G.D.C.R. 2021.
- FIRE SAFETY SYSTEM IS PROVIDED AS PER CHAPTER NO. 24 OF G.D.C.R. 2021.
- MALISANCE AND UPGRADATION OF BUILDING AS PER CHAP. NO. 28 OF G.D.C.R. 2021.
- MECHANICAL VENTILATION PROVIDED IN BASEMENT FOR VENTILATION CLAUSE NO. 23.4.2
- MECHANICAL VENTILATION PROVIDED FOR ALL FLOORS & TOILETS.

FUTURE NOTES :

- ON/OFF SWITCHES LOCATED NEAR THE HOSE REEL HOSE OR HYDRANT OUTLET, AT EACH FLOOR FOR THE MAIN FIRE –PUMP AT THE UNDERGROUND WATER TANK WITH A CAPACITY TO DISCHARGE 900 LITERS PER MINUTE AT 3bAR PRESSURE AS MEASURED AT THE TERRACE LEVEL, SHOULD BE INSTALLED.
- THE RISER FOR THE BUILDINGS EXCEEDING 18 METERS HEIGHT SHOULD NOT BE OF LESS THAN 100 MM. INTERNAL DIAMETER. THE RISER SHOULD BE CONNECTED THE BOTTOM OF THE TERRIACE TANK WITH STOP VALVE AND A NRV TO ACT AS A DOWN–COMER.
- ONE RISER IN REQUIRED FOR EVERY 1600 SQ. METERS FLOOR AREA AND IF THE BUILDING IS DIVIDED INTO, TWO OR MORE PARTS THEN EACH PART SHOULD HAVE A SEPARATE RISER WITH ALL THE FITTINGS AT EACH FLOOR LEVEL.
- EACH FLOOR SHOULD HAVE ONE HYDRANT OUTLET WITH A COUPLING FOR ATTACHING A 63MM DIA. HOSE. 20MM BORE HOSE–REEL HOSE WITH 8MM SHUT–OFF NOZZLE AT EACH FLOOR LANDING. THE LENGTH OF THE HOSE–REEL WITH 15 METERS LONG.63MM DIA. HOSE AND 15.0MM. BORE NOZZLE AT ALTERNATE FLOORS. THE HOSE –REEL HOSE SHOULD BE COUPLED TO THE RISER.
- PRE–SERVICE INLET SHOULD BE INSTALLED AT A POINT NEAR THE ENTRY TO THE PREMISES WHERE A FIRE SERVICE VEHICLE CAN APPROACH EASILY.
- THE OVERHEAD TANK SHALL BE OF A CAPACITY IF NOT LESS THAN 20,000 LITERS. THE UNDERGROUND TANK SHALL BE OF NOT LESS THAN 1,00,000 LITERS.
- FIRE LIFT :
- THE FIRE–LIFT AND ALL THE LIFTS SHOULD HAVE A PROVISION TO GROUND AUTO–MATICALLY IN CASE OF ELECTRICITY FAILURE. EACH BUILDING SHOULD HAVE AT LEAST ONE LIFT AS A FIRE-LIFT AND IF THE BUILDING IS DIVIDED INTO TWO OR MORE PARTS THEN EACH PART SHOULD HAVE A FIRE-LIFT. LIFT–WELL SHOULD HAVE BLOWERS TO PRESSURIZE THE LIFT–WELL SO CONNECTED THAT IT WILL AUTOMATICALLY OPERATE WHEN ALARM CALL POINT IS OPERATE, SO THAT IT PREVENTS THE LIFT WELL GETTING SMOKE LOGGED.
- FIRE ALARM:
- FIRE ALARM CALL POINT TO BE INSTALLED AT EACH FLOOR WITH SOUNDERS CAPABLE OF BEING HEARD ALL THROUGHOUT THE BUILDING.
- FIRE EXTINGUISHERS:
- ONE CARBNE DIOXIDE (CO2)TYPE EXTINGUISHER OF 4.5 Kg. AND ONE EXTINGUISHER OF 5Kg. DRY CHEMICAL POWDER (DCP)TYPE EXTINGUISHER ON ALTERNATE FLOOR IN CASE OF RESIDENTIAL BUILDINGS.
- IF THE BUILDING IS SHIDED INTO TWO OR MORE PARTS THEN EACH PART SHOULD HAVE THESE EXTINGUISHER INSTALLED.
- BASEMENT:
- THE BASEMENT SHOULD BE PROTECTED WITH AUTOMATIC SPRINKLER SYSTEM WITH AT LEAST ONE SPRINKLER HEAD FOR A CAR PARKING SPACE.
- ADDITONALLY BE PROTECTED BY A HYDRANT OUTLET AND TWO 20MM. BORE HOSE-REEL HOSES WITH 8MM. BORE NOZZLES AT EACH BASEMENT LEVEL.
- LIGHTENING ARRESTER:
- A LIGHTENING ARRESTER SHOULD ALSO BE INSTALLED AND BE PROPERLY EARTHED TO PREVENT DAMAGE TO THE BUILDING WHEN THE LIGHTENING STRIKES.

DEVELOPER :
Kavisha Infra AUDA/DEV/0906 Developer
OWNER

M. B. CHAUDHARY
AUDA / C.O.W. I.D. No 17/557
17, Jay Jagdish Society,
Navrangpura, A'bad - 380014
C.O.W.

PARTNER

V. B Contractor B.E (Civil)
AUDA STRUCTURAL DESIGNER
GRADE 1/273/14-8-2015
8, Kartikay, Nr. Ratanpura Gam,
Ahmedabad -16.
Mob. 9825015012

V. B Contractor B.E (Civil)
AUDA ENGINEER
ENG/8000/AUDA/2015-2016
8, Kartikay, Nr. Ratanpura Gam,
Vastral, Ahmedabad -16.
ENGINEER

Final Plan boundary and allotment of final plot is Subject to Verbation by Town Planning Officer

Owner is fully responsible For open marginal Space and road line Portion.

The permission is valid only in the DP/TPS remains unaltered and further that the permission shall stand revoked in case if there is change in DP/TPS with reference to the land under reference.

LEGEND :

1.) FIRE HYDRANT SYSTEM PIPE MAIN
2.) SINGLE HANDED HYDRANT VALVE
3.) SLUICE VALVE
4.) TWO WAY SAME CONNECTION
5.) RISE ON DROP.
6.) NON RETURN VALVE
7.) REDUCER
8.) FIRE HOUSE BOX
9.) HOSE REEL HOUSE
10.) DCP & CO-2
11.) HYDRANT VALVE

DISPATCH BY

APPROVED
As amended by Red (Colour) Subject to the condition as mentioned in this office Letter PRM No. 1916/2012
Dated 12 DEC 2017
Note Approved by C.E.A

No 6210

Assistant Town Planner
Ahmedabad Urban Development Authority

Senior Town Planner
Ahmedabad Urban Development Authority
Ahmedabad.

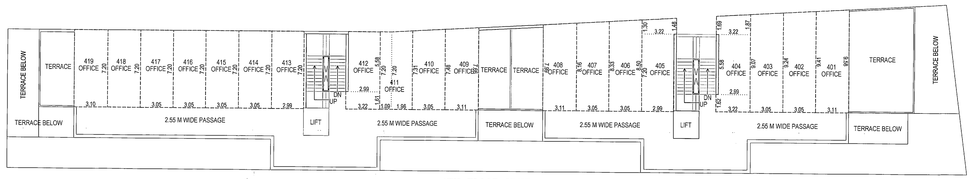

4TH FLOOR UNIT AREA CALC.

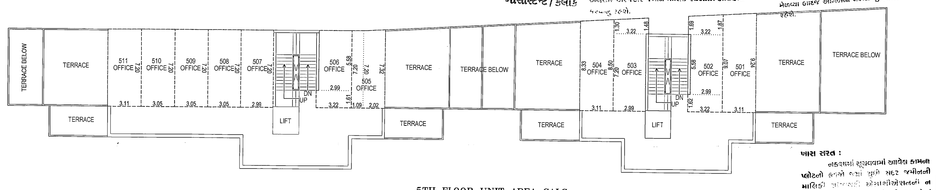

5TH FLOOR UNIT AREA CALC.

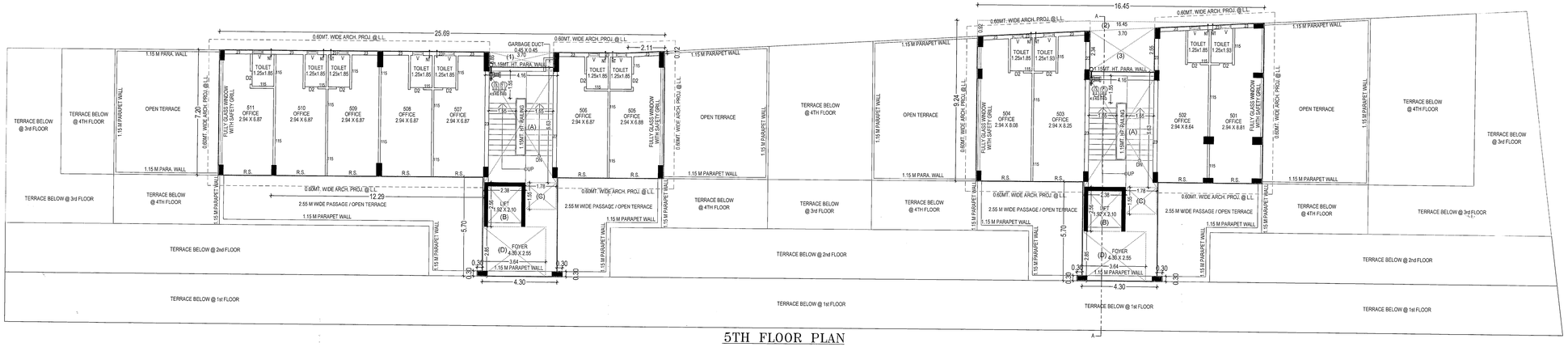

5TH FLOOR PLAN

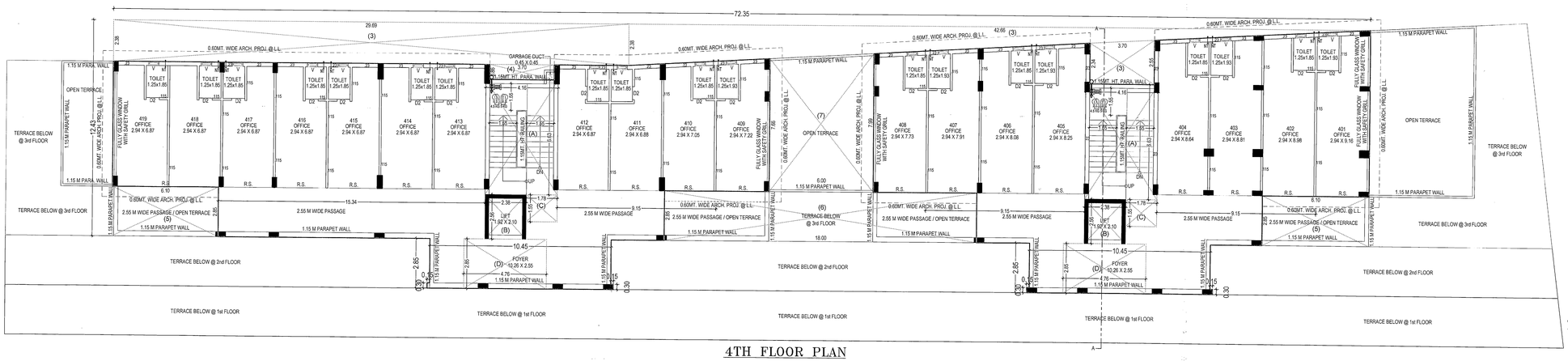

4TH FLOOR PLAN

BUILT UP AREA CALC.		
4TH FLOOR	SQ.M.	
72.35 x 12.43	=	899.31
10.45 x 2.85 x 2	=	59.57
0.15 x 0.30 x 4	=	0.18
TOTAL	=	959.06
LESS AREA		
(1) 29.69 x 2.38	=	70.66
(2) 42.66 x 2.38 / 2	=	50.77
(3) (2.34+2.55)/2 x 3.70	=	9.05
(4) 3.70 x 0.86	=	3.18
(5) 6.10 x 2.85 x 2	=	34.77
(6) 18.00 x 2.85	=	51.30
(7) (7.66+7.99)/2 x 6.00	=	46.95
TOTAL LESS	=	266.68
NET B.A. ON 4TH FLOOR		
959.06 - 266.68	=	692.38

F.S.I. AREA CALC.		
4TH FLOOR	SQ.M.	
4TH FLOOR B.A	=	692.38
LESS AREA		
(A) 4.16 X 6.63 x 2	=	55.16
(B) 2.38 x 2.56 x 2	=	12.19
(C) 1.78 x 1.55 x 2	=	5.52
(D) 4.76 x 2.85 x 2	=	27.13
TOTAL LESS	=	100.00
NET F.S.I. ON 4TH FLOOR		
692.38 - 100.00	=	592.38

BUILT UP AREA CALC.		
5TH FLOOR	SQ.M.	
25.69 x 7.20	=	184.97
2.11 x 0.12 x ½	=	0.13
4.30 x 5.70 x 2	=	49.02
0.30 x 0.30 x 4	=	0.36
16.45 x 9.24	=	152.00
TOTAL	=	386.48
LESS AREA		
(1) 3.70 x 0.86	=	3.18
(2) 16.45 x 0.92 x ½	=	7.57
(3) (2.34+2.55)/2 x 3.70	=	9.05
TOTAL LESS	=	19.80
NET B.A. ON 5TH FLOOR		
386.48 - 19.80	=	366.68

F.S.I. AREA CALC.		
5TH FLOOR	SQ.M.	
5TH FLOOR B.A	=	366.68
LESS AREA		
(A) 4.16 X 6.63 x 2	=	55.16
(B) 2.38 x 2.56 x 2	=	12.19
(C) 1.78 x 1.55 x 2	=	5.52
(D) 3.64 x 2.85 x 2	=	20.75
TOTAL LESS	=	93.62
NET F.S.I. ON 5TH FLOOR		
366.68 - 93.62	=	273.06

UNIT AREA CALC.		
4TH FLOOR		
SHOP-401		
9.58 +9.41 / 2 X 3.11	=	29.53
SHOP-402		
9.41 +9.24 / 2 X 3.05	=	28.44
SHOP-403		
9.24 +9.07 / 2 X 3.05	=	27.92
SHOP-404		
3.22 X1.62	=	5.22
2.99 X5.58	=	16.68
1.69 +1.87 / 2 X 3.22	=	5.73
TOTAL	=	27.63
SHOP-405		
2.99 X7.20	=	21.53
1.48 +1.30 / 2 X 3.22	=	4.48
TOTAL	=	26.00
SHOP-406		
8.50 +8.33 / 2 X 3.05	=	25.67
SHOP-407		
8.33 +8.16 / 2 X 3.05	=	25.15
SHOP-408		
8.16 +7.99 / 2 X 3.11	=	25.11
SHOP-409		
7.66 +7.48 / 2 X 3.11	=	23.54
SHOP-410		
7.48 +7.31 / 2 X 3.05	=	22.55
SHOP-411		
7.31 +7.20 / 2 X 1.96	=	14.22
1.09 X7.20	=	7.85
TOTAL	=	22.07
SHOP-412		
3.22 X1.61	=	5.18
2.99 X5.58	=	16.68
TOTAL	=	21.87
SHOP-413		
2.99 X7.20	=	21.53
SHOP-414 TO 418		
3.05 X7.20	=	21.96
SHOP-419		
3.10 X7.20	=	22.32

UNIT AREA CALC.		
5TH FLOOR		
SHOP-501		
9.24 +9.07 / 2 X 3.11	=	28.47
SHOP-502		
3.22 X1.62	=	5.22
2.99 X5.58	=	16.68
1.69 +1.87 / 2 X 3.22	=	5.73
TOTAL	=	27.63
SHOP-503		
2.99 X7.20	=	21.53
1.48 +1.30 / 2 X 3.22	=	4.48
TOTAL	=	26.00
SHOP-504		
8.50 +8.33 / 2 X 3.11	=	26.17
SHOP-505		
7.32 +7.20 / 2 X 2.02	=	14.67
1.09 X7.20	=	7.85
TOTAL	=	22.51
SHOP-506		
3.22 X1.61	=	5.18
2.99 X5.58	=	16.68
TOTAL	=	21.87
SHOP-507		
2.99 X7.20	=	21.53
SHOP-508 TO 510		
3.05 X7.20	=	21.96
SHOP-511		
3.11 X7.20	=	22.39

BLOCK-C (TYPE-B)

PLAN SHOWING REVISED COMM. BLDG. ON S.P.NO.-(FP-215/2+SP-1)/1 OF SUR. NO. 406,583, O.P. NO: 104, 215, S.P.NO. 1 OF F.P. NO: 104, & F.P.NO. 215/2 OF T.P.S. NO: 3 (BOPAL).
AT: BOPAL, TA: DASCROI, DIST: AHMEDABAD.

SCALE : 1 CM = 1.0 MT.

ZONE : RESIDENCE R-II
USE : COMMERCIAL

SCHEDULE OF OPENINGS :

DOORS		WINDOWS
FD - FIRE DOOR WAY		W - 2.13 X 1.35
D - 1.00 X 2.10		W1 - 0.91 X 1.35
D2 - 0.90 X 2.10		V - 0.61 X 0.61
D3 - 0.76 X 2.10		

COLOUR NOTES :

PROP. WORK
PROP. DRAINAGE

STAIR DETAILS

1.50 WIDTH
0.30 TREAD
0.15 RISER

CERTIFICATE/NOTES :

ENGINEER IS FULLY RESPONSIBLE FOR LEAVING MARGINAL OPEN SPACE AND ROAD LINE PORTION.

NOTES

- ENGINEER IS FULLY RESPONSIBLE FOR LEAVING OPEN SPACE & MARGIN.
- THE DEPTH & POSITION OF EXI. M.H. IS CHECKED & VERIFIED BY ME. THE PREMISES CAN GET CONNECTION AS PER PLAN.
- IT IS CERTIFY THAT ACCORDING TO G.D.C.R. 2021 ALL REQUIREMENTS OF THE BUILDING ARE CHECKED AND NECESSARY ACTION ARE TAKEN.
- IT IS CERTIFY THAT ACCORDING TO THE CLAUSE NO. 4.3.3 OF THE G.D.C.R. 2021, THE STRUCTURE OF THE BUILDING AS PER THE NORMS OF THE INDIAN STANDARDS.
- DESIGN OF STAIRCASE AND RAILING IS PROVIDED AS PER PROVISION OF THE CLAUSE NO. 23.1.12 AND 23.14 AND 24.4 OF G.D.C.R. 2021.
- WATER TANK IS PROVIDED AS PER PROVISION OF THE CLAUSE NO. 23.6 OF G.D.C.R. 2021.
- THE WATER STORAGE TANK SHALL BE MAINTAINED THAT PERFECTLY MOSQUITO-PROOF CONDITION BY PROVIDING A PROPERLY FITTING HINGED COVER AND EVERY TANK MORE THAN 1.5 MT. IN HEIGHT SHALL BE PROVIDED A PERMANENTLY FIXED IRON LADDER TO ENABLE INSPECTION BY ANY MALARIA STAFF.
- SAPERET LETTER BOX IS PROVIDED AT GROUND LEVEL FOR EACH UNITS.
- DRAINAGE FACILITY IS PROVIDED AS PER THE CLAUSE NO. 23.10.
- PAVING OF BUILDING UNTIFIMAL PLOT AS PER PROVISION OF THE CLAUSE NO. 23.14 OF G.D.C.R. 2021.
- THE STRUCTURE OF THE BUILDING IS AS PER THE NORMS OF THE SPECIFIED IN THE INDIAN STANDARD AND TAKEN NECESSARY ACTION FOR THE STRUCTURAL SAFETY DURING THE CONSTRUCTION
- RAIN WATER STORAGE TANK AND WATER HARVESTING SYSTEM IS PROVIDED AS PER THE CLAUSE NO. 27.2 OF G.D.C.R. 2021.
- COMMUNITY BIN PROVIDED AS PER THE PROVISION OF THE CLAUSE NO. 27.3 OF G.D.C.R. 2021
- TREE PLANTATION PROVIDED AS PER CLAUSE NO. 27.5 OF G.D.C.R. 2021
- AS AN ENGINEER I CERTIFY THAT ALL REQUIREMENTS UNDER G.D.R. HAS BEEN VERIFIED BY ME AND SITE LAND IS SUITABLE FOR PROPOSED CONSTRUCTION. THE PLOT DIMENSION AS SHOWN IN THE PLAN CORRESPONDS WITH THE SITE.
- FIRE DOOR IS PROVI. AT ALL FLOOR AS PER THE PROVISION OF THE CLAUSE NO. 24.6.3.1 OF GDCR 2021.
- PEDESTRIAN RAMP IS PROVIDED AS PER THE PROVISION OF THE CLAUSE NO. 23.1.5 OF G.D.C.R. 2021.
- LIFT IS PROVIDED AS PER THE PROVISION OF THE CLAUSE NO. 23.12 AND 24.7 OF G.D.C.R. 2021.
- ELECTRICAL INFRA STRUCTURE IS PROVIDED AS PER CLAUSE NO. 23.11
- SIGNAGE FOR PARKING PLACE IS PROVIDED AS PER CLAUSE NO. 23.7 OF G.D.C.R. 2021.
- ENTRANCE OF THE BUILDING IS PROVIDED AS PER PROVISION OF THE CLAUSE NO. 23.17 OF G.D.C.R. 2021
- FIRE SAFETY SYSTEM IS PROVIDED AS PER CHAPTER NO. 24 OF G.D.C.R. 2021.
- MAUGINANCE AND UPGRADATION OF BUILDING AS PER CHAP. NO. 29 OF G.D.C.R. 2021.
- MECHANICAL VENTILATION PROVIDED IN BASEMENT FOR VENTILATION CLAUSE NO. 23.4.2
- MECHANICAL VENTILATION PROVIDED FOR ALL FLOORS & TOILETS.

FIRE NOTES

1) ON/OFF SWITCHES LOCATED NEAR THE HOSE REEL HOSE OR HYDRANT OUTLET, AT EACH FLOOR FOR THE MAIN FIRE –PUMP AT THE UNDERGROUND WATER TANK WITH A CAPACITY TO DISCHARGE **900 LITERS PER MINUTE AT 3bhp** PRESSURE AS MEASURED AT THE TERRACE LEVEL SHOULD BE INSTALLED.
THE RISER FOR THE BUILDINGS EXCEEDING **18 METERS** HEIGHT SHOULD NOT BE OF LESS THAN **100 MM** INTERNAL DIAMETER. THE RISER SHOULD BE CONNECTED THE BOTTOM OF THE TERRACE TANK WITH A STOP VALVE AND A **NRV** TO ACT AS A DOWN-COMER.
ONE RISER IS REQUIRED FOR EVERY 1000 SQ. METERS FLOOR AREA AND IF THE BUILDING IS DIVIDED INTO, TWO OR MORE PARTS THEN EACH PART SHOULD HAVE A SEPARATE RISER WITH ALL THE FITTINGS AT EACH FLOOR LEVEL.
EACH FLOOR SHOULD HAVE ONE HYDRANT OUTLET WITH A COUPLING FOR ATTACHING A **63MM DIA.** HOSE. **20MM, 30MM, 50MM** HOSE–REEL HOSE WITH **8MM, SHUT-OFF NOZZLE** AT EACH FLOOR LANDING THE LENGTH OF THE HOSE–BOX WITH **15 METERS** LONG 63MM DIA. HOSE AND **12.5MM.** BORE NOZZLE AT ALTERNATE FLOORS. THE HOSE –REEL HOSE SHOULD BE COUPLED TO THE RISER.
FIRE–SERVICE INLET SHOULD BE INSTALLED AT A POINT NEAR THE ENTRY TO THE PREMISES WHERE A FIRE SERVICE VEHICLE CAN APPROACH EASILY.
THE **OVERHEAD TANK** SHALL BE OF A CAPACITY IF **NOT LESS THAN 20,000 LITERS.** THE **UNDERGROUND TANK** SHALL BE OF **NOT LESS THAN 1,00,000 LITERS.**

2) **FIRE LIFT**
THE FIRE–LIFT AND ALL THE LIFTS SHOULD HAVE A PROVISION TO GROUND AUTO–MATICALLY IN CASE OF ELECTRICITY FAILURE. EACH BUILDING SHOULD HAVE **AT LEAST ONE LIFT AS A FIRE–LIFT AND IF THE BUILDING IS DIVIDED INTO TWO OR MORE PARTS THEN EACH PART SHOULD HAVE A FIRE-LIFT.** LIFT–WELL SHOULD HAVE BLOWERS TO PRESSURIZE THE LIFT–WELL SO CONNECTED THAT IT **WILL** AUTOMATICALLY OPERATE WHEN ALARM CALL POINT IS OPERATE, SO THAT IT PREVENTS THE LIFT WELL GETTING SMOKE LOGGED.

3) **FIRE ALARM**
FIRE ALARM CALL POINT TO BE INSTALLED AT EACH FLOOR WITH SOUNDERS CAPABLE OF BEING HEARD ALL THROUGHOUT THE BUILDING.

4) **FIRE EXTINGUISHERS**
ONE CARBNE DIOXIDE (CO2)TYPE EXTINGUISHER OF 4.5 Kg. AND ONE EXTINGUISHER OF 5Kg. DRY CHEMICAL POWDER (DCP)TYPE EXTINGUISHER ON ALTERNATE FLOOR IN CASE OF RESIDENTIAL BUILDINGS.
IF THE BUILDING IS DIVIDED INTO TWO OR MORE PARTS THEN EACH PART SHOULD HAVE THESE EXTINGUISHER INSTALLED.

5) **BASEMENT:**
THE BASEMENT SHOULD BE PROTECTED WITH AUTOMATIC SPRINKLER SYSTEM WITH AT LEAST ONE SPRINKLER HEAD FOR A CAR PARKING SPACE.
ADDITIONALLY BE PROTECTED BY A HYDRANT OUTLET AND TWO **20MM. BORE HOSE-REEL HOSES** WITH **8MM** BORE NOZZLES AT EACH BASEMENT LEVEL.

6) **LIGHTENING ARRESTER:**
A LIGHTENING ARRESTER SHOULD ALSO BE INSTALLED AND BE PROPERLY EARTHED TO PREVENT DAMAGE TO THE BUILDING WHEN THE LIGHTENING STRIKES.

LEGENDS.

1) FIRE HYDRANT SYSTEM PIPE MAIN
2) SINGLE HANDED HYDRANT VALVE
3) SLUICE VALVE
4) TWO WAY SAME CONNECTION
5) RISE ON DROP.
6) NON RETURN VALVE
7) REDUCER
8) FIRE HOUSE BOX
9) HOSE REEL HOUSE
10) DCP & CO-2
11) HYDRANT VALVE

Kavish Infracon
AUDA/DEVLOPER
Developer

DEVELOPER

M. B. CHAUDHARY
AUDA / C.O.W. LIC No. 1/557
17, Jay Jagdish Society,
Navrangpura, A'bad - 380014.

OWNER

V. B Contractor B.E (Civil)
AUDA STRUCTURAL DESIGNER
GRADE 2/27, Vishalnagar Gam,
Ph. Residence: Ahmedabad-16.
Vastral, Ahmedabad-18.
M. 9998811070

STRUCTURAL ENGINEER

V. B Contractor B.E (Civil)
AUDA ENGINEER
ENG/0/0/2018-3-2018
8, Kartikay, Nr. Ramapir Gam,
Vastral, Ahmedabad -18.

ENGINEER

Owner is fully responsible For open marginal Space and road line Portion.

Final Plan boundary and allotment of Plot is Subject to verification by Town Planning Officer

The permission is valid only in the DP/TPS formation unaltered and further that the permission shall stand revoked as soon as there is change in DP/TPS with reference to the land under reference.

APPROVED
As amended by Red (Colour) Subject to the condition as mentioned in this office Letter PRM No. 119/6/2017
Date 4-2-DEC-2017
- Note Approved by C.E.A

DISPATCH BY

No. 621

Assistant Town Planner
Ahmedabad Urban Development Authority
AUTHORITY Ahmedabad.

Senior Town Planner
Ahmedabad Urban Development Authority
Ahmedabad.