SCRUTINIZE COPY
No. 4586 on 27.07.22
TDO, BPSP, AMC

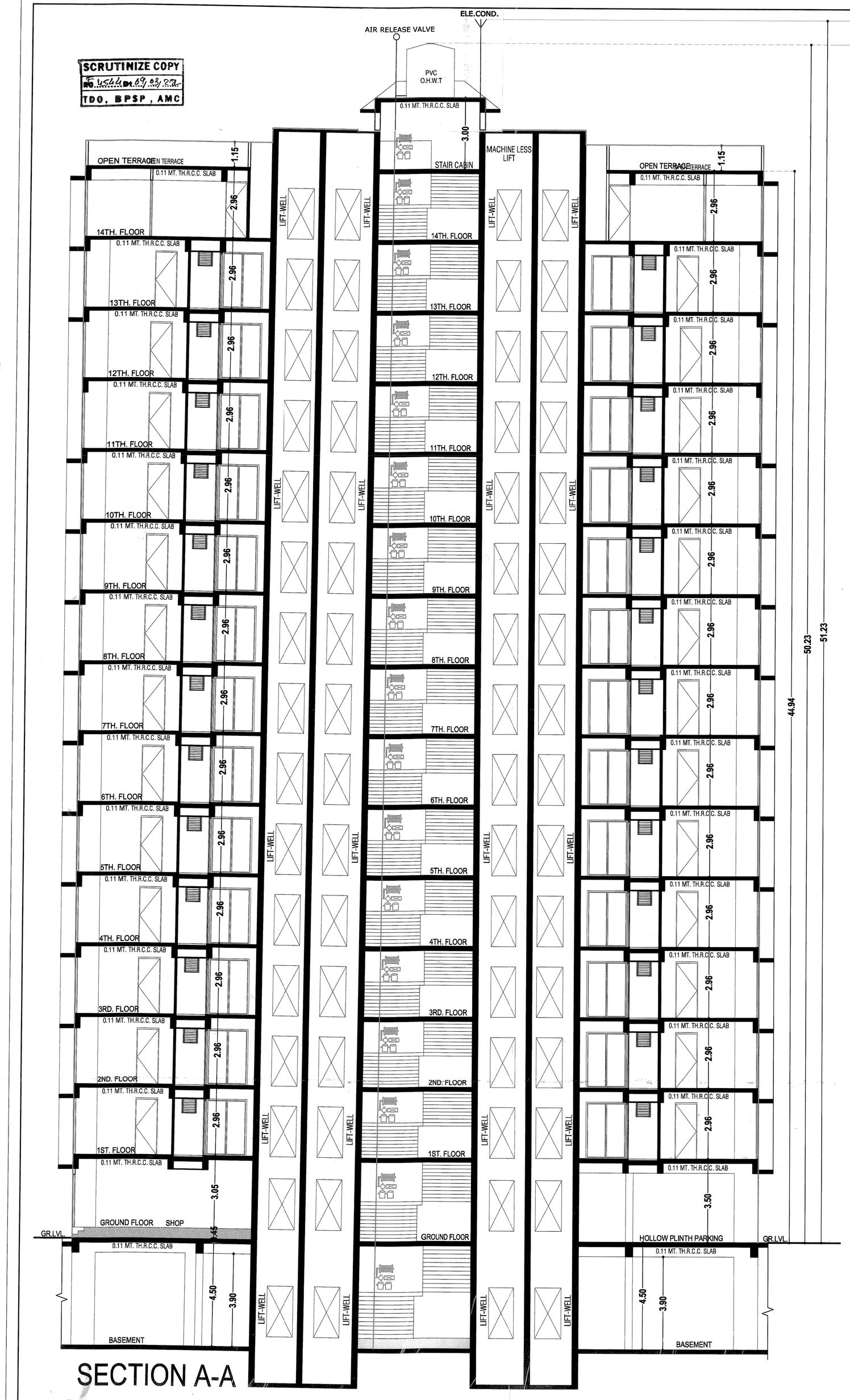

SECTION A-A

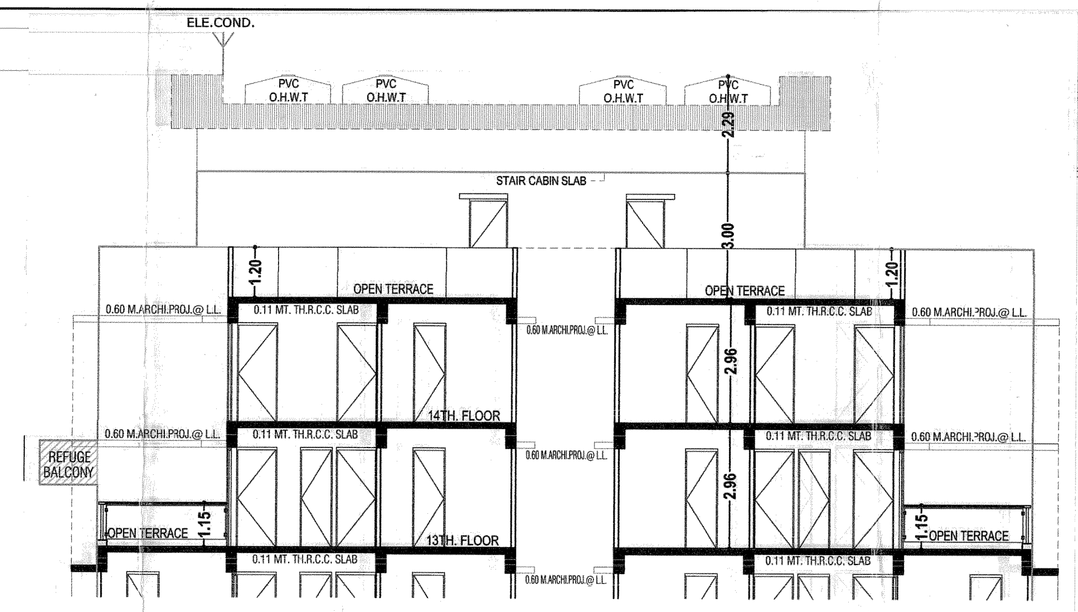

PART SECTION X-X

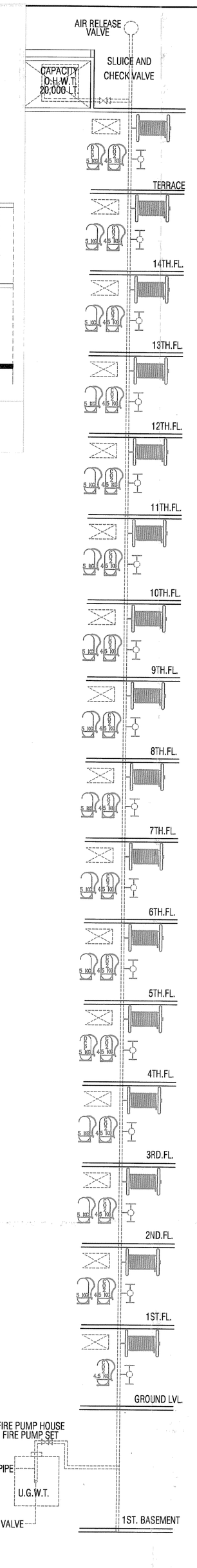

(4) HYDRANT SYSTEM :
ON/OFF SWITCHES LOCATED NEAR THE HOSE REEL HOSE OR HYDRANT OUTLET, AT EACH FLOOR FOR THE MAIN FIRE-PUMP AT UNDERGROUND WATER TANK WITH A CAPACITY TO DISCHARGE 900 LITERS PER MINUTE AT 3 BAR PRESSURE AS MEASURED AT THE TERRACE LEVEL SHOULD BE INSTALLED.
THE RISER FOR THE BUILDINGS EXCEEDING 18 MITERS HEIGHT SHOULD NOT BE OF LESS THAN 100 MM. INTERNAL DIAMETER.
THE RISER SHOULD BE CONNECTED TO THE BOTTOM OF THE TERRACE TANK WITH A STOP VALVE AND A NRV TO ACT A DOWN-COMER.
ONE RISER IS REQUIRED FOR EVERY 1000 SQ. METERS FLOOR AREA AND IF THE BUILDING IS DIVIDED INTO, TWO OR MORE PARTS THEN EACH PART SHOULD HAVE A SEPARATE RISER WITH ALL THE FITTINGS AT EACH FLOOR LEVEL.
EACH FLOOR SHOULD HAVE ONE HYDRANT OUTLET WITH A COUPLING FOR ATTACHING A 63 MM. DIA . HOSE . 25 MM. BORE HOSE- REEL HOSE WITH 8 MM. SHUT- OFF NOZZLE AT EACH FLOOR LANDING. THE LENGTH OF HOSE SHOULD BE ENOUGH TO REACH THE FARTHEST CORNER OR THE FLOOR. HOSE-BOX WITH 15 METERS LONG 63 MM. DIA. HOSE AND 12.5 MM. BORE NOZZLE AT ALTERNATE FLOORS. THE HOSE-REEL HOSE SHOULD BE COUPLED TO THE RISER.
FIRE - SERVICE INLET SHOULD BE INSTALLED AT A POINT NEAR THE ENTRY TO THE PERMISES WHERE A FIRE SERVICE VEHICLE CAN APPROACH EASILY.
A PERMANENT HYDRANT POINT COMPRISING OF 63 MM DIA SIZE 2 NOS OF HYDRANT VALVES SHOULD BE INSTALLED AT THE TERRACE LEVEL.
OVERHEAD TANK REFILLING BYPASS CONNECTION SHOULD BE DONE AT THE TERRACE LEVEL.
THE OVERHEAD TANK SHALL BE OF A CAPACITY OF NOT LESS THAN 20,000 LITERS. THE UNDERGROUND TANK SHALL BE OF NOT LESS THAN 1,00,000 LITERS.

(2) FIRE LIFT :
THE FIRE-LIFT AND ALL LIFTS SHOULD HAVE A PROVISION TO GROUND TO AUTOMATICALLY IN CASE OF ELECTRICITY FAILURE . EACH BUILDING SHOULD HAVE AT LEAST ONE LIFT AS A FIRE -LIFT AND IF THE BUILDING IS DIVIDED INTO A MORE PARTS THEN EACH PART SHOULD HAVE A FIRE-LIFT. LIFT-WELL SHOULD HAVE BLOWERS TO PRESSURIZE THE LIFT -WELL SO CONNECTED THAT IT WILL AUTOMATICALLY OPERATE WHEN ALARM CALL POINT IS OPERATE, SO THAT IF PREVENTS THE LIFT WELL GETTING SMOKE LOGGED.

(3) FIRE ALARM:
FIRE ALARM CALL POINT TO BE INSTALLED AT EACH FLOOR WITH SOUNDERS CAPABLE OF BEING HEARD ALL THROUGHOUT THE BUILDING .

(4) FIRE EXTINGUISHERS :
ONE CARBON DIOXIDE (CO_2) TYPE EXTINGUISHER OF 4.5 KG. WITH ISI MARK. AND ONE EXTINGUISHER OF 5 KG. DRY CHEMICAL POWDER (DCP) TYPE EXTINGUISHER WITH ISI MARK TO INSTALLED ON EACH FLOOR IN CASE OF COMMERCIAL BUILDING .
ONE CARBON DIOXIDE (CO_2) TYPE EXTINGUISHER OF 4.5 KG. WITH ISI MARK. OR TWO CARBON DIOXIDE (CO_2) TYPE EXTINGUISHER OF 2 KG. CAPACITY ON EACH FLOOR AND 5 KG. DRY CHEMICAL POWDER (DCP) WITH ISI MARK TYPE EXTINGUISHER ON ALTERNATE FLOOR IN CASE OF RESIDENTIAL BUILDINGS.
IF THE BUILDING IS DIVIDED INTO TWO OR MORE PARTS THEN EACH PART SHOULD HAVE THESE EXTINGUISHERS INSTALLED.

(5) STAIRCASE :
THE STAIRCASE HAS TO BE OPEN FROM AT LEAST ONE OR TWO SIDES BUT IF THE STAIRCASE IS IN THE CENTRE CORE OF THE BUILDING IT HAS TO BE PRESSURIZED TO PREVENT IT FROM GETTING SMOKE LOGGED.
THE RISER / DOWN - COMER SHOULD BE LOCATED IN THE STAIRCASE OR CLOSE TO IN TO MAKE IT EASILY APPROACHABLE IN CASE OF FIRE FROM THE FLOOR BELOW OR ABOVE.

(6) BASEMENT :
THE BASEMENT OF 200 SQ. METERS OR MORE SHOULD BE PROTECTED WITH AUTOMATIC SPRINKLER SYSTEM WITH AT LEAST ONE SPRINKLE HEAD FOR ACTUAL CAR PARKING SPACE .
ADDITIONALLY BE PROTECTED BY A HYDRANT OUTLET AND TWO 25 MM BORE HOSE- REEL HOSES WITH 8MM . BORE NOZZLES AT EACH BASEMENT LEVEL.

(7) LIGHTENING ARRESTER :
A LIGHTENING ARRESTER SHOULD ALSO BE INSTALLED AND BE PROPERLY EARTHED TO PREVENT DAMAGE TO THE BUILDING WHEN THE LIGHTENING STRIKES.

(8) PHOTO LUMINESCENT (AUTO GLOW) SIGNAGE'S:
IF THE BUILDING FALLS IN A CONFINED AREA OR IF IT HAS AN ENCLOSED STAIRCASE OR IS NOT WELL LIT-UP ON THE INSIDE, THEN ADEQUATE PHOTO LUMINESCENT (AUTO GLOW) SIGNAGE'S SHOULD BE DISPLAYED AT EACH FLOOR / LANDING / PATHWAY / DEAD-END AND ALONG ALL EXIT ROUTES LANDING TO THE GROUND LEVEL. THE SIGNAGE SHOULD INDICATE FIRE FIGHTING, FIRE SAFETY, FIRST-AID AND OTHER SAFETY EQUIPMENT PRESENT ON THE RESPECTIVE FLOOR / LANDING / PATHWAY / DEAD - END AND ALONG ALL EXIT ROUTES LEADING TO THE GROUND LEVEL.

(9) ELECTRIC POWER SUPPLY TO THE ENTIRE FIRE - SAFETY SYSTEM
ELECTRICITY SUPPLY TO THE FIRE PUMP, FIRE ALARM SYSTEM, STAIRCASE PRESSURIZATION SYSTEM AND FIRE LIFT SHOULD BE MADE AVAILABLE FROM THE MAIN ELECTRICAL SUPPLY. (I.E. FROM ELECTRICAL POWER SUPPLY OF THE COMPANY) THIS IS TO ENSURE AVAILABILITY OF POWER SUPPLY TO THE FIRE PROTECTION & SAFETY SYSTEM EVEN AFTER THE MAIN ELECTRICAL SUPPLY TO THE BUILDING IS SWITCHED OFF THE TIME OF FIRE.

(10) IMPORTANT INSTRUCTIONS :
AFTER INSPECTION OF A LOW-RISE BUILDING BY THE FIRE SERVICES AUTHORITY , IF THE FIRE OFFICER CONCERNED FEELS THE NEED FOR ADDITIONAL FIRE PREVENTION / PROTECTION / VENTILATION SYSTEM REQUIRED OR EQUIPEMENT (I.E. PASSIVE SYSTEM / SPRIKLER / DRENCHER ETC.) AS PER FIRE LOAD / FIRE RISK / PUBLIC GETHERING. POTENTIAL / OCCUPANCY / CONFINED AREA, THOSE ADDITIONAL MEASURES / EQUIPEMENT HAVE TO BE IMPLEMENTED / INSTALLED.

FIRE HYDRANT SYSTEM PIPE MAIN
SINGEL HEADED HYDRANT VALVE
SLUICE VALVE
TWOWAY SIAMES CONNECTION
RISE OR DROP
NON RETURN VALVE
REDUCER
FIRE HOUSE BOX
HOSE REEL HOSE
D.C.P. &CO.2
HYDRAUNT VALVE

(11) THE PERMISSION IS GRANTED WITH CONDITION THAT AFTER COMPLETION OF THE WORK, THE APPLICANT SHALL SUBMIT THE CERTIFICATE OF FIRE BRIGADE AND AFFIDAVITS PRODUCED BY THE ARCHITECT AND STRUCTURAL ENGINEER.
(12)THE PERMISSION IS GRANTED ACCORDING TO MUNICIPAL COMMISSIONER OR DEPUTY MUNICIPAL COMMISSIONER'S CERTIFICATE ORDER NO.42,DT.-13/06/06.
(13) THIS DEVELOPMENT PERMISSION IS GRANTED UNDER C.G.D.C.R.-2017 AS PER LETTER NO.- GH/VISTA OF 2017EDB-100316-362BVL, DATED:- 12/10/2017 AND LETTER NO. GH/VISTA OF 2018EDB-100316-362BVL, DATED:- 31/01/2018 AND LETTER NO. GH/VISTA OF 2018EDB-100316-362BVL, DATED:- 31/03/2018 AND LETTER NO. GH/VISTA OF 2018EDB-100316-362BVL, DATED:-02/04/2018 AND LETTER NO. GH/VISTA OF 2018EDB-100316-362BVL, DATED:-05/10/2018 AND LETTER NO. GH/VISTA OF 2019EDB-100316-362BVL, DATED:-3/10/2019 AND LETTER NO.-GH/01TM OF 2020 - DATE:07/02/2020 AND LETTER NO.- GH/01TM OF 2020EDB-100316-362BVL, DATED:-11/11/2020 OF URBAN DEVELOPMENT AND URBAN HOUSING DEPARTMENT,GOVERNMENT OF GUJARAT.
(14) RAIN WATER STORAGE TANK SHALL BE PROVIDED AS PER CODCR,2017 CLAUSE NO. 17.2.
(15)OWNER-APPLICANT-DEVELOPER SHALL HAVE TO PROVIDE BARRICADE OF STEEL SHEETS(TIN-SHEETS) OF SUFFICIENT HEIGHT (NOT LESS THAN 3.0 MTR.) DURING CONSTRUCTION/DEMOLITION ACTIVITY, AT ALL EDGES OF PLOT FOR SAFETY PURPOSE.
(16) THE CASE HAS BEEN SCRUTINIZED AND APPROVED BY BUILDING PLAN SCRUTINY COMMITTEE ON 23/3/2022
(17) APPLICANT-OWNER-ARCHITECT/ENGINEER/STRUCTURE ENGINEER/CLERK OF WORKS (SITE SUPERVISOR) SHALL BE SOLE RESPONSIBLE FOR ANY CASUALTY OR DAMAGE TO THE SURROUNDING PROPERTY DURING CONSTRUCTION OF BASEMENT. THE BASEMENT AND INSTEAD OF ENTIRE EXCAVATION IN ONE STRETCH, CONSTRUCTION OF THE CELLAR WILL HAVE TO DO BY PHASE WISE EXCAVATION. PROVIDING PROTECTIVE SUPPORTS TO ADJOINING BUILDINGS AND ROAD AND TAKING ALL NECESSARY PRECAUTIONS DURING EXCAVATION/CONSTRUCTION. THE NECESSARY ARRANGEMENTS IN SUPPORTER DURING BY THE STRUCTURAL ENGINEER/ENGINEER/CLERK OF WORK (SITE SUPERVISOR) MUST BE MADE AND ENSURE THAT NO DAMAGE TO ADJOINING PROPERTY OCCURS. THEY HAVE TO BE MADE FOR THE SAFETY AND ADDITIONAL ARRANGEMENT WITH UNDERTAKING/AFFIDAVIT GIVEN ON DT.25/8/2021 BY THE NOTARIZED UNDERTAKING/AFFIDAVIT GIVEN BY ARCHITECT/ENGINEER/STRUCTURAL ENGINEER/CLERK OF WORK AND COMMENCEMENT CERTIFICATE /BLA/STRUCTURAL ENGINEER CLERK OF WORKS, THE IMMEDIATE EFFECT, IF THE CONSTRUCTION/ DEVELOPMENT/ DEMOLITION WORK IS BEING DONE WITHOUT PROPER PRECAUTIONS TO ENSURE /VIOLATE.
(18)THIS DEVELOPMENT PERMISSION IS GRANTED SUBJECT TO RELAVENT TERMS AND CONDITIONS MENTIONED IN N.A. PERMISSION ON DT.- 4/10/2018, AND AS PER REF.NO.TPINO-350/43/MA,(SECOND CHANGES)(CASE NO.-BSP /P.NO.3720/988 AND ON DT.9/5/2021, REF.NO.TPINO-350/43/MA,(SECOND CHANGES)(CASE NO.-BSP /P.NO.3720/988 AND ON DT.-9/5/2021 TO CONDITION THAT OWNER HAS TO OBEY TO THE BOND (IN CONTEXT TO T.P.O.) OPINION.
(19) THIS PERMISSION IS GIVEN ON THE BASIS OF OPINION BY ASST.CITY PLANNER LETTER NO. - CFO/AMC/GE/NEW/ALL/OP-842,1092 , ON DT.-8/1/2020 AND LETTER NO.- CFO/AMC/GENERAL/OP-948, 1094, ON DT.27/8/2021
(20) THIS REVISED PERMISSION IS GIVEN ON THE BASIS OF SITE SITUATION OPINION GIVEN BY ASST.E.O.W.Z(ON DT.23/11/2021 .
(21) THIS PERMISSION IS GIVEN ON THE BASIS OF OPINION FOR PROPERTY TAX GIVEN BY DIVISIONAL SUPERINTENDENT/PROPERTY TAX DEPT. W.Z.(AMC).
(22) THIS PERMISSION IS GRANTED AS PER THE N.O.C. OF AIRPORT AUTHORITY OF INDIA ON DTD.28/3/2020, REF.NOC ID NO.AMEDIN/5618/I/I/2020/43809 AND ON DTD.-2/4/2020 CONDITION MENTION IN ORDER WILL BE APPLICABLE AND BINDING TO OWNER/APPLICANT .
(23)THIS PERMISSION IS SUBJECT TO OTHER TERMSCONDITIONS SPECIFIED IN BOND GIVEN BY APPLICANT FOR DEVELOPMENT IN DRAFT T.P.SCHEME AREA,DT.-/08/2021
(24) ALL RELAVANT TERMS AND CONDITIONS MENTIONED IN N.A. PERMISSION ON DT.- 4/10/2018 AND ON DT.-/05/07/19/02/30/19 BY DISTRICT COLLECTOR, IT IS SUBMITTED BY OWNER-APPLICANTS .
(25)ALL TERMS AND CONDITIONS AS MENTIONED IN ENVIRONMENT CLEARANCE CERTIFICATE NO.- SIA/MI GUJ 60 App/181/2021, DATED:- 23/11/2021 ISSUED BY STATE LEVEL ENVIRONMENT IMPACT ASSESMENT AUTHORITY WILL BE APPLICABLE AND BINDING TO THE OWNER -APPLICANT .
(26) THIS PERMISSION IS GRANTED SUBJECT TO ESLAVENT TERMS AND CONDITIONS IN NO.OPN/879/101/2021/ AND NO. SYSTEM BY FIRE DEPARTMENT ON DT.13/12/2021 APPOINTED BY OWNER/APPLICANT BEFORE THE PROTECTION CONSULTANT WILL BE ENTERTAINED UNDER TAKING GIVEN BY OWNER/APPLICANT ON DT.23/02/21 AND ALL TERMS AND CONDITION MENTION IN ORDER WILL BE APPLICABLE AND BINDING TO OWNER/APPLICANT .
(27) APPLICANT SHALL HAVE TO MAKE PROVISION FOR ROOF TOP SOLAR ENERGY INSTALLATION AND ITS OPERATION AS PER GL-17.A.1 OF CGDCR-2017 .
(28) IN EVERY WATER CLOSETS OR TOILET,IT SHALL BE MANDATORY TO PROVIDE DOUBLE BUTTON CISTERN (DUAL FLUSH) .
(29) AS PER THE PROVISION OF REAL ESTATE (REGULATION AND DEVELOPMENT) ACT-2016, NO DEVELOPERS/PROMOTER CAN ADVERTISE, MARKET, BOOK, SELL OR INVITE PERSONS TO BOOKING OR OFFER FOR REAL ESTATE PROJECT UNIT P.O.T. APARTMENT OR BUILDING PART OF THEIR UNITS. THE REGISTRATION IS DONE IN THE REAL ESTATE REGULATORY AUTHORITY OF GUJARAT .
(30) THIS DEVELOPMENT PERMISSION IS GIVEN ON THE CONDITION THAT OWNER/APPLICANT SHALL ENSURE THAT NO PERSONS WILL BE EMPLOYED OR ENGAGED IN UNSKILLED CONSTRUCTION LABOURS IN THEIR PREMISES WITHOUT PROPER SANITATION FACILITY. PUBLIC SPACE/ROAD WILL NOT BE ENCROACHED FOR THE STORAGE OF CONSTRUCTION MATERIALS.APPLICANTS SUBMIT THE NOTARISED UNDERTAKING FOR THE SAME ON DT.23/08/2021.
(31)PERMANENT PROVISION ON THE SITE FOR WASHING AND CLEANING OF TYRE(WHEEL) OF THE VEHICLES/EQUIPMENTS CARRYING MATERIALS/EQUIPMENTS TO THE PUBLIC ROAD. OTHERWISE LEGAL ACTIONS WILL BE TAKEN AND OWNER AND/OR OPERATOR WILL BE SOLELY RESPONSIBLE FOR ANY DAMAGE OR SPOIL OF PUBLIC ROAD.
(32) THE DEVELOPMENT PERMISSION IS GIVEN ON THE BASIS OF NOTERISED AGREEMENT BETWEEN OWNER/APPLICANT AND DEVELOPER FOR THE RIGHTS TO DEVELOP AND CONSTRUCT ON THE SAID LAND BY DEVELOPERS AND IT WILL BE BINDING AND APPLICABLE TO BOTH PARTIES.
(33) THIS DEVELOPMENT PERMISSION HAS BEEN GRANTED AS PROVIDED IN NOTIFICATION NO. EDB/1723/818/3784/L, DTD.26/04/2018, DTD.25/05/2018 AND NO. EDB/1723/818/3784/L, DTD.13/10/2018 AND NOTIFICATION NO. TPI/102/2019/3 & OTHERS OF URBAN DEVELOPMENT AND URBAN HOUSING DEPARTMENT,GOVERNMENT OF GUJARAT AND DIRECTIONS ISSUED BY COMPETENT AUTHORITY FROM TIME TO TIME UNDER PROVISION OF COMPREHENSIVE GENERAL DEVELOPMENT CONTROL REGULATION.
(34) (A) TOTAL PARKING AREA SHOWN IN APPROVED PLAN MUST BE MAINTAINED (B) PARKING AREA MUST BE RETAINED AS EFFECTIVE PARKING SPACE AND SHALL BE MONITORED WITH LIGHT AND VENTILATION SYSTEM (C) IF MISUSE OF PARKING SPACE IS NOTICED THEN THE SPACE WILL BE SEALED AND NO VEHICLE WILL BE PERMITTED TO ENTER THE COMPLETE SPACES ARE PROVIDED. HIGH PENALTY SHALL BE LEVIED CONTINUOUSLY IF THE REQUIRED PARKING SPACE IS NOT MAINTAINED AS PER THE SANCTIONED PLAN (D) IF MISUSE IS NOTICED BY THE COMPETENT AUTHORITY AND BENEFIT DERIVED OUT OF MISUSE AS DECIDED BY COMPETENT AUTHORITY THE OWNER HAS TO PAY AND ALL ABOVE TERMS AND CONDITIONS MENTIONED WILL BE APPLICABLE AND BINDING TO ALL CONCERN PERSONS.
(35)THE FEES/CHARGES OF ADDITIONAL F.S.I. FEE SHALL BE PAID 25 PERCENT AT THE TIME OF COMMENCEMENT CERTIFICATE AND OTHER 25 PERCENT ADVANCE EACH YEAR ON THE TERMS AND NO.- 370913-A,DATE:- 27/10/2015 AND OWNER AND GRANT AND THE TERMS AND CONDITION AS PER AFFIDAVIT GIVEN FOR THE SAME DT.-9/02/2022
(36)ALL TERMS AND CONDITION MENTION IN EARLIER APPROVAL CASE NO.- (1) BHN/TIWZ/089920/CGDCR/V/A3861/R/M1(BLOCK-A), CASE NO.- BHN/TIWZ/089920/CGDCR/V/A3862/R/M1 (BLOCK-B), CASE NO.- BHN/TIWZ/089920/CGDCR/V/A3863/R/M1 (BLOCK-C), CASE NO.- BHN/TIWZ/089920/CGDCR/V/A3864/R/M1 (BLOCK-D), CASE NO.- BHN/TIWZ/089920/CGDCR/V/A3865/R/M1 (BLOCK-E), CASE NO.- BHN/TIWZ/089920/CGDCR/V/A3866/R/M1 (BLOCK-F), CASE NO.- BHN/TIWZ/089920/CGDCR/V/A3867/R/M1 (BLOCK-G) ON DT.13/11/2021 WILL BE APPLICABLE AND BINDING TO OWNER-APPLICANT .
(37) [illegible]
(38) [illegible]
(39) [illegible]
(40) [illegible]
(41) [illegible]
(42) [illegible]
(43) [illegible]
(44) [illegible]
(45) [illegible]
(46) [illegible]
(47) [illegible]
(48) [illegible]
(49) [illegible]
(50) [illegible]
(51) [illegible]
(52) [illegible]
(53) [illegible]
(54) [illegible]
(55) [illegible]
(56) [illegible]

SCRUTINIZE COPY
Sd/- Sd/-
TDO, BPSP, AMC

The permission is valid only Till the DP/TPS remains unaltered and further that the permission shall stand revoked as soon as there is change in DP/TPS with reference to the land under reference.

Final Plot boundary and allotment of final plot is Subject to Verification by Town Planning Officer

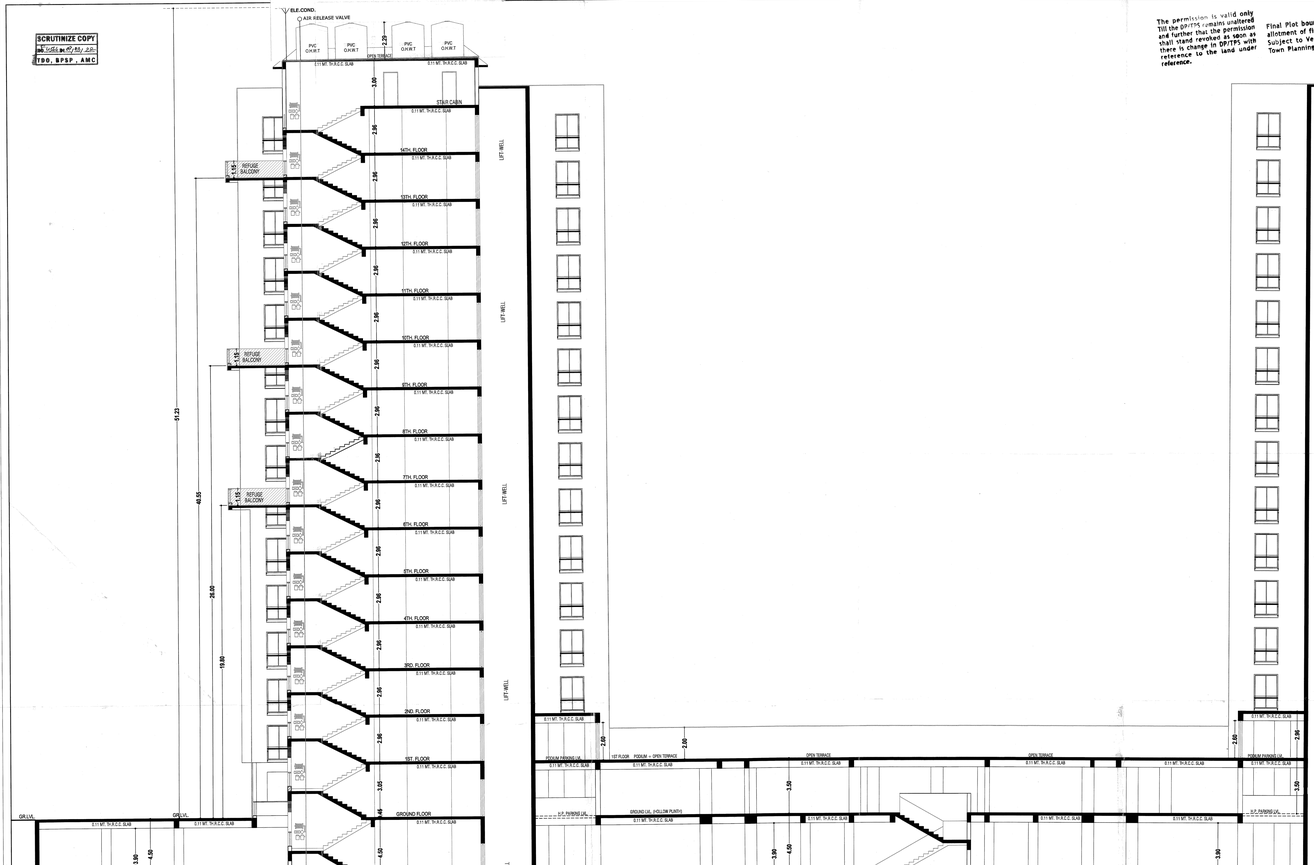

SECTION = B-B



(1) HYDRANT SYSTEM :
ON/OFF SWITCHES LOCATED NEAR THE HOSE REEL HOSE OR HYDRANT OUTLET, AT EACH FLOOR FOR THE MAIN FIRE PUMP AT UNDERGROUND WATER TANK WITH A CAPACITY TO DISCHARGE 900 LITRES PER MINUTE AT 3.5KR PRESSURE AS MENTIONED AT THE TERRACE LEVEL SHOULD BE INSTALLED.
THE RISER TO THE HYDRANT OUTLET ON EVERY FLOOR IS NEITHER HEIGHT SHOULD NOT BE OF LESS THAN 100 MM INTERNAL DIAMETER. THE RISER SHOULD BE CONNECTED TO THE BOTTOM OF THE TERRACE TANK WITH A STOP VALVE AND A NRV TO ACT A DOWN-COMER.
THE RISER IS REQUIRED FOR EVERY 500 SQ. METRES FLOOR AREA AND IF THE BUILDING IS DIVIDED INTO, TWO OR MORE PARTS THEN EACH PART SHOULD HAVE A SEPARATE RISER WITH ALL THE FITTINGS AT EACH FLOOR LEVEL.
EACH FLOOR SHOULD HAVE ONE HYDRANT OUTLET WITH A COUPLING FOR ATTACHING A 63 MM. DIA. HOSE. 25 MM. BORE HOSE- REEL HOSE WITH 8 MM. SHUT- OFF NOZZLE AT EACH FLOOR. THE HOSE REEL HOSE SHOULD BE LONG ENOUGH TO REACH THE FARTHEST CORNER ON THE FLOOR. HOSE BOX WITH 15 METRES LONG 63 MM. DIA. HOSE AND 13.5 MM. BORE NOZZLE AT ALTERNATE FLOORS. THE HOSE-REEL HOSE SHOULD BE COUPLED TO THE RISER.
THE FIRE SERVICE INLET SHOULD BE INSTALLED AT A POINT NEAR THE ENTRY TO THE PERMISED WHERE A FIRE SERVICE VEHICLE CAN APPROACH EASILY.
A PERMANENT HYDRANT POINT CONPRISING OF 63 MM DIA SIZE 2 NOS OF HYDRANT VALVES SHOULD BE INSTALLED AT THE TERRACE LEVEL.
OVERHEAD TANK SHALL BYPASS CONNECTION SHOULD BE DONE AT THE TERRACE LEVEL.
THE OVERHEAD TANK SHALL BE OF A CAPACITY OF NOT LESS THAN 20,000 LITRES. THE UNDERGROUND TANK SHALL BE OF NOT LESS THAN 120,000 LITRES.
(2) FIRE LIFT :
AT LEAST ONE LIFT AND ALL LIFTS SHOULD HAVE A PROVISION TO GROUND TO AUTOMATICALLY IN CASE OF IN ELECTRICITY FAILURE. EACH BUILDING SHOULD HAVE AT LEAST ONE LIFT AS A FIRE LIFT AND IF THE BUILDING IS DIVIDED INTO A MORE PARTS THEN EACH PART SHOULD HAVE A FIRE LIFT. LIFT WELL SHOULD HAVE BLOWERS TO PRESSURIZE THE LIFT WELL SO CONNECTED THAT IT WILL AUTOMATICALLY OPERATE WHEN ALARM CALL POINTS ACTIVATED, SO THAT IT PREVENTS THE LIFT WELL GETTING SMOKE LOGGED.
(3) FIRE ALARM :
FIRE ALARM CALL POINT TO BE INSTALLED AT EACH FLOOR WITH SOUNDERS CAPABLE OF BEING HEARD ALL THROUGHOUT THE BUILDING.
(4) FIRE EXTINGUISHERS :
ONE CARBON DIOXIDE (CO_2) TYPE EXTINGUISHER OF 4.5 KG. WITH 05 MARK, AND ONE EXTINGUISHER OF 5 KG. DRY CHEMICAL POWDER (DCP) TYPE EXTINGUISHER WITH 05 MARK TO INSTALLED ON EACH FLOOR IN CASE OF COMMERCIAL BUILDING . ONE CARBON DIOXIDE (CO_2) TYPE EXTINGUISHER OF 4.5 KG. WITH 05 MARK, AND ONE EXTINGUISHER OF 5 KG. DRY CHEMICAL POWDER (DCP) TYPE EXTINGUISHER OF 5 KG. CAPACITY ON EACH FLOOR IN CASE OF RESIDENTIAL BUILDINGS.
IF THE BUILDING IS DIVIDED INTO TWO OR MORE PARTS THEN EACH PART SHOULD HAVE THESE EXTINGUISHERS INSTALLED. (5) EXITS :
THE STAIRCASE HAS TO BE OPEN FROM AT LEAST ONE OR TWO SIDES BUT IF THE STAIRCASE IS IN THE CENTRE CORE OF THE BUILDING IT HAS TO BE PRESURIZED TO PREVENT IT FROM GETTING SMOKE LOGGED.
THE STAIRCASE ROOM / COMN. COMMER SHOULD BE LOCATED IN THE STAIRCASE BY CLOSE TO IN TO MAKE IT EASILY APPROCHABLE IN CASE OF FIRE FROM THE FLOOR BELOW OR ABOVE.
(6) SUNSPRINKLER :
THE BASEMENT OF 200 SQ METRES OR MORE SHOULD BE PROTECTED WITH AUTOMATIC SPRINKLER SYSTEM WITH AT LEAST ONE SPRINKLE HEAD FOR ACTUAL CAR PARKING SPACE. ONE 63 MM. BORE HOSE- REEL HOSE WITH 8MM. SHUT AND TWO 25 MM.BORE HOSE- REEL HOSES WITH 8MM. BORE NOZZLES AT EACH BASEMENT LEVEL.
A LIGHTNING ARRESTER SHOULD ALSO BE INSTALLED AND BE PROPERLY EARTHED TO PREVENT DAMAGE TO THE BUILDING WHEN THE LIGHTNING STRIKES.
(7) PROTECTI LUMINESCENT / AUTO GLOW LIGHTS :
IF THE BUILDING FALLS IN A CONFINED AREA OR IF IT HAS AN ENCLOSED STAIRCASE OR IS NOT WELL LIT UP ON THE INSIDE, PROTECTIVE LUMINESCENT / AUTO GLOW LIGHTS / SIGNAGES SHOULD BE DISPLAYED AT EACH FLOOR (LANDING / PATHWY) DEAD-END AND ALONG ALL EXIT ROUTES LANDING TO THE GROUND LEVEL. THE SIGNAGE SHOULD INDICATE FIRE FIGHTING, FIRE SAFETY, FIRST AID AND OTHER SAFETY SIGNAGES CLEARLY ON THE RESPECTIVE FLOOR (LANDING / PATHWY) DEAD-END AND ALONG ALL EXIT ROUTES LEADING TO THE GROUND LEVEL.
(8) ELECTRIC POWER SUPPLY TO THE ENTIRE FIRE - SAFETY SYSTEM
ELECTRICITY SUPPLY TO THE FIRE PUMP, FIRE ALARM SYSTEM, STAIRCASE PRESURIZATION SYSTEM AND FIRE LIFT SHOULD BE ARRANGED IN A WAY THAT IT WILL BE ON THE SAME LINE FROM ELECTRICAL POWER SUPPLY OF THE COMPANY (THIS IS TO ENSURE AVAILABILITY OF POWER SUPPLY TO THE FIRE PROTECTION & SAFETY SYSTEM EVEN AFTER THE MAIN ELECTRICAL SUPPLY TO THE BUILDING IS SWITCHED OFF THE MAIN SWITCH).
(9) IMPORTANT INSTRUCTIONS :
AFTER INSPECTION OF A LOW-RISE BUILDING BY THE FIRE SERVICES AUTHORITY , IF THE FIRE OFFICER CONSERNED FEELS THE NEED FOR ADDITIONAL FIRE PREVENTION / PROTECTION / VENTILATION SYSTEM REQUIRED OR EQUIPMENT (I.E. PASSIVE SYSTEM / SPRINKLER / DRENCHER ETC.) AS PER FIRE LOAD / FIRE RISK / OCCUPANCY / OCCUPANT LOAD / OCCUPANCY / COMPARTMENT AREA, THOSE ADDITIONAL MEASURES / EQUIPEMENT HAVE TO BE IMPLEMENTED / INSTALLED.

	FIRE EXTINMANT SYSTEM PIPE MAIN
	SINGEL HEADED HYDRANT VALVE
	SLUICE VALVE
	FIRE BRIGADE CONNECTION
	RISE OR DROP
	NON RETURN VALVE
	REDUCER
	FIRE HOUSE BOX
	HOSE REEL HOSE
	D.C.P. &CO.2
	HYDRAUNT VALVE

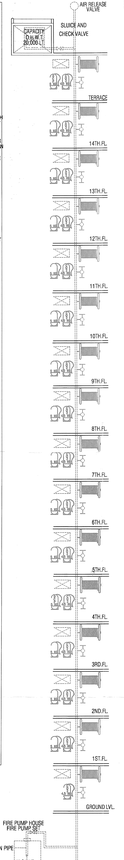

RESIDENTIAL AFFORDABLE HOUSING PROJECT
SHEET NO :- 16/17
REVISE BLOCK:- B TO I

SECTION-88

REVI. PLAN SHOWING PROPOSED RESIDENTIAL AFFORDABLE HOUSING PROJECT ON F.P. NO:- 372, O.P. NO:- 372, R.S. NO:- 278/P ON T.P.S. NO:- 26 VASANA DRAFT (2ND VARIED),
TALUKA:- SABARMATI, DIST:- AHMEDABAD.

ZONE :- RESI.-1(RESIDENENTIAL -1)

SCALE:1CM = 1.00 MTR.

USE :- RESIDENTIAL + COMMERCIAL AFFORDABLE HOUSING

COLOUR NOTE:-	STAIR DETAILS:-	SCHEDULE FOR OPENING:-			
PROP. WORK	WIDTH = 2.00 MTR.	W = 3.38 X 1.20	W5 = 0.60 X 1.00	D1 = 0.91 X 2.10	W1 = 3.05 X 1.20
PROP. DRAIN.	TREAD = 0.30 MTR.	W1 = 3.05 X 1.20	D1 = 0.91 X 2.10	W2 = 2.84 X 1.20	D2 = 0.76 X 2.10
	RISER = 0.15 MTR.	W2 = 2.84 X 1.20	V1 = 0.76 X 0.60	W3 = 1.52 X 1.20	W4 = 1.24 X 1.20
		W3 = 1.52 X 1.20	V2 = 0.60 X 0.60	W4 = 1.24 X 1.20	W5 = 0.60 X 1.00
		NOTE = GLASS WINDOW MIN. 0.60 MT. SILL WITH SAFETY GRILL.			

AVISHKAR BUILDCON LLP AUTHORISED PERSON	Pandya Rajeshbhai B. 21, Amrut Society, Jivraj Park, Vejalpur Ro- Ref No.SMC-00127
OWNER	S.O.R.
ASHITA PRAVINBHAI DINDORKAR AVISHKAR BUILDCON LLP B-11, ANAND COLONY, GARDEN ROAD DHARMNDAV VASNA, AHMEDABAD CITY-380007 UCIN. ABCDEFG 0010V2020R1H001	V. B. Contractor B. E. (Civil) CLERK OF WORKS AMC CDW-1-102030924 8, Kartikey Bungalows Gam, Vastral, Ahmedabad-18. M. 9...3115
DEVELOPERS	C.O.W.
NELSON N. MACWAN STR.ENG. LLP-LICENSE NO.BE/STR/ENG/SWHR/[GRADE-I] B-11, ANAND COLONY, NR. S.T.M. CHAR RASTA, AMRAWADI, AHMEDABAD-380026	V. B. CONTRACTOR B.E. (Civil) ENGINEER A.M.C. AMC-EN-08421704 /2017 8, Kartikey Bungalows Gam, Vastral, Ahmedabad-18. M. 9998811072
ST.ENG.	ENGINEER

AUTHORITY

Ahmedabad Municipal Corporation
Case No. : BHAV/0903/MWS/DVC/DRC/A2001/01/001 Zone: WEST
Plan Approved as per layout and condition mentioned in Development Permission.
Raja Chitthi Number : BS/0903/0000/0000/A2001/01/001
Date : 11/08/2020
T.O. Engineer (B.P.S.P.) T.O. Incharge (B.P.S.P.) Asst. T.O. (B.P.S.P.)